



US00D489827S

(12) **United States Design Patent**
Birsel et al.

(10) **Patent No.:** **US D489,827 S**

(45) **Date of Patent:** **** May 11, 2004**

(54) **ARTICULATING CEILING**

(75) Inventors: **Ayse Birsel**, New York, NY (US);
Robert W. Insalaco, Holland, MI (US)

(73) Assignee: **Herman Miller, Inc.**, Zeeland, MI (US)

(**) Term: **14 Years**

(21) Appl. No.: **29/166,803**

(22) Filed: **Sep. 4, 2002**

(51) **LOC (7) Cl.** **25-02**

(52) **U.S. Cl.** **D25/58**

(58) **Field of Search** 52/506.06; D25/58,
D25/138

(56) **References Cited**

U.S. PATENT DOCUMENTS

3,996,458 A	12/1976	Jones	
4,034,531 A	7/1977	Balinski	
4,063,391 A	12/1977	Balinski	
4,074,092 A	2/1978	Csenky	
4,475,226 A	10/1984	Greenberg	
4,533,190 A	8/1985	Booty	
D373,831 S	* 9/1996	Lechleiter et al. D25/58

* cited by examiner

Primary Examiner—Doris Clark
(74) *Attorney, Agent, or Firm*—Varnum, Riddering,
Schmidt & Howlett LLP

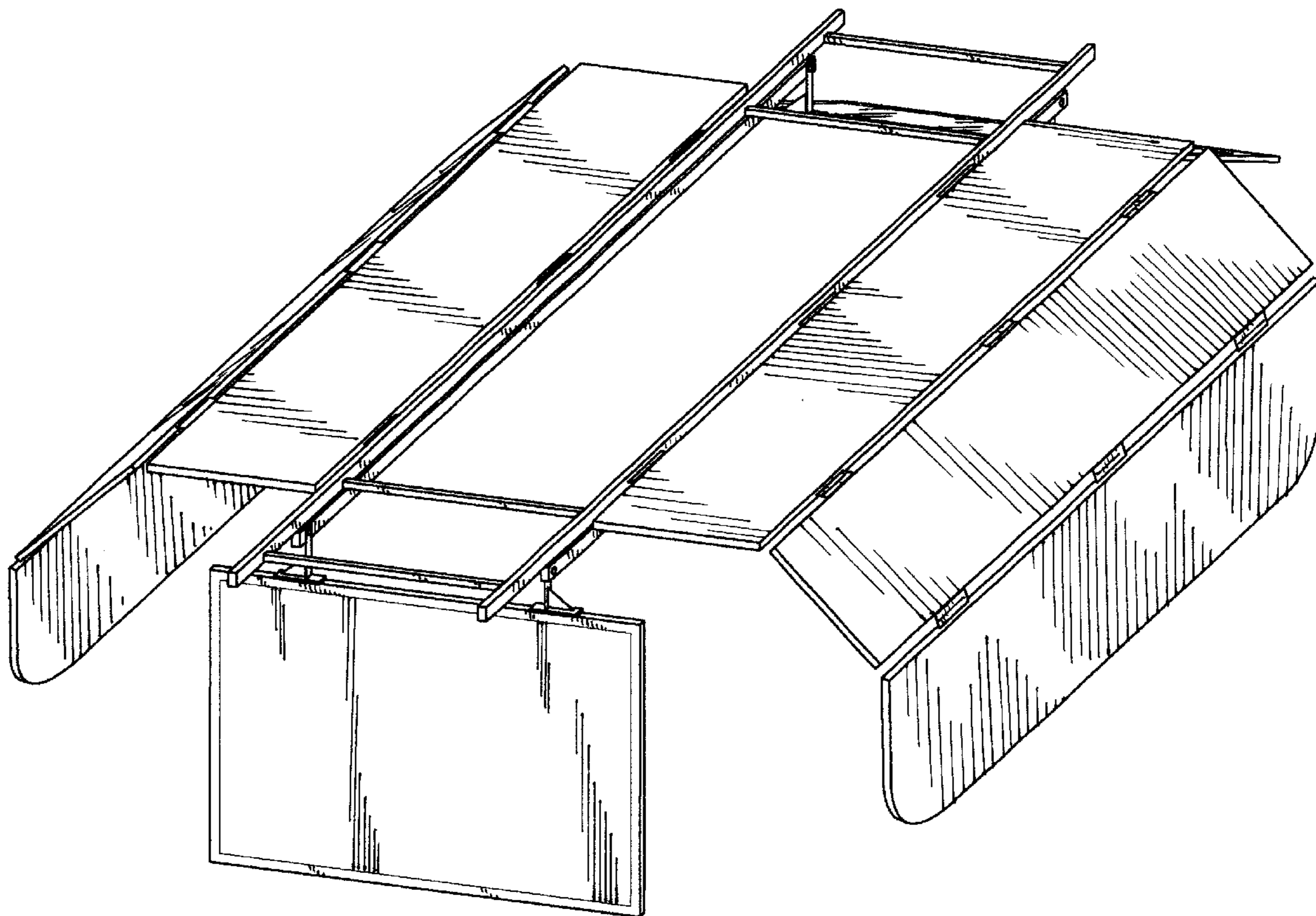
(57) **CLAIM**

The ornamental design for articulating ceiling, as shown and described.

DESCRIPTION

FIG. 1 is a perspective view of one embodiment of a design for articulating ceiling in accordance with the invention; FIG. 2 is a top plan view of the articulating ceiling shown in FIG. 1; FIG. 3 is a bottom plan view of the articulating ceiling shown in FIG. 1; FIG. 4 is a right side elevational view of the articulating ceiling shown in FIG. 1; FIG. 5 is a left side elevational view of the articulating ceiling shown in FIG. 1; FIG. 6 is a front elevational view of the articulating ceiling shown in FIG. 1; and, FIG. 7 is a rear elevational view of the articulating ceiling shown in FIG. 1.

1 Claim, 5 Drawing Sheets



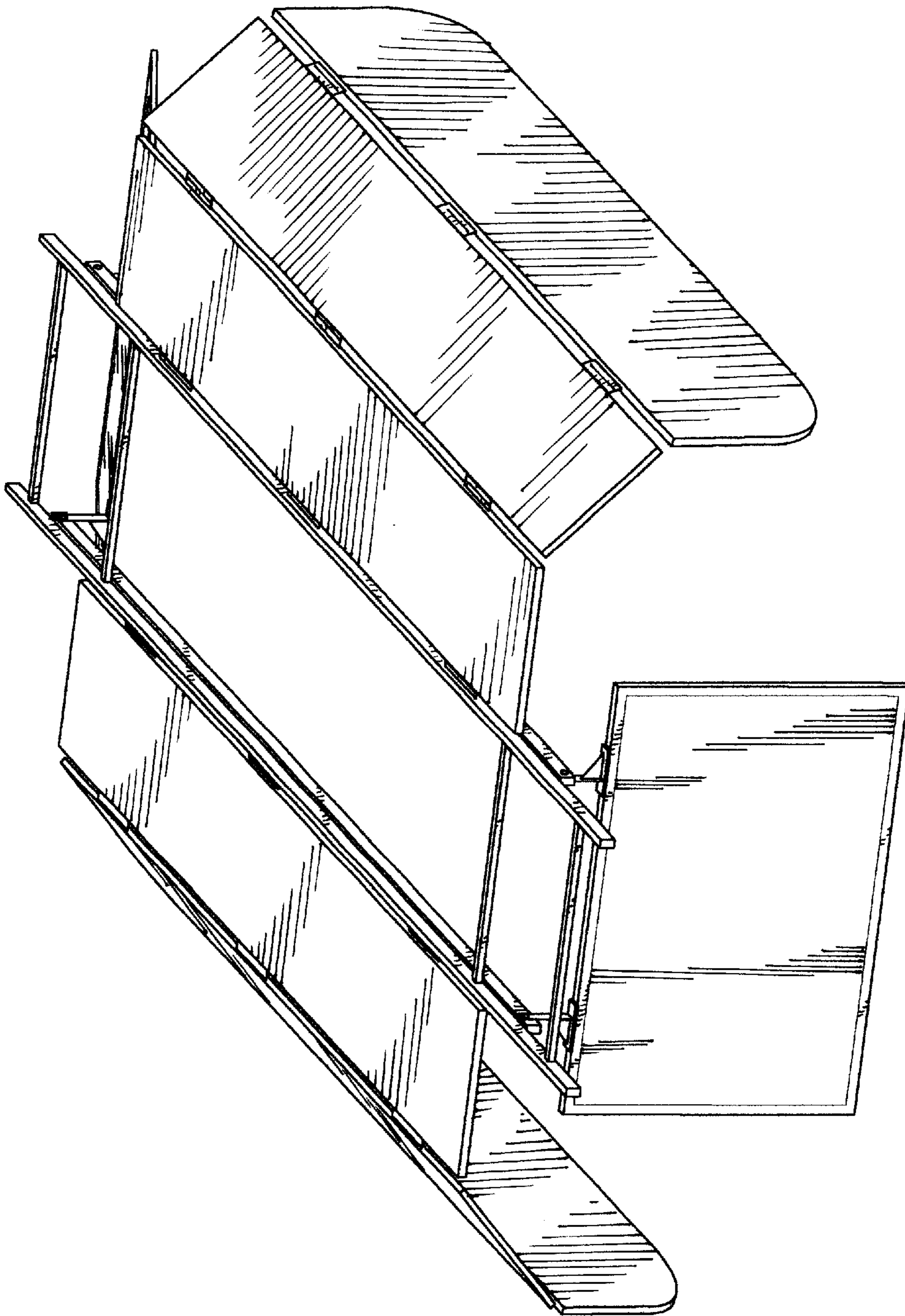


Fig. 1




Fig. 2

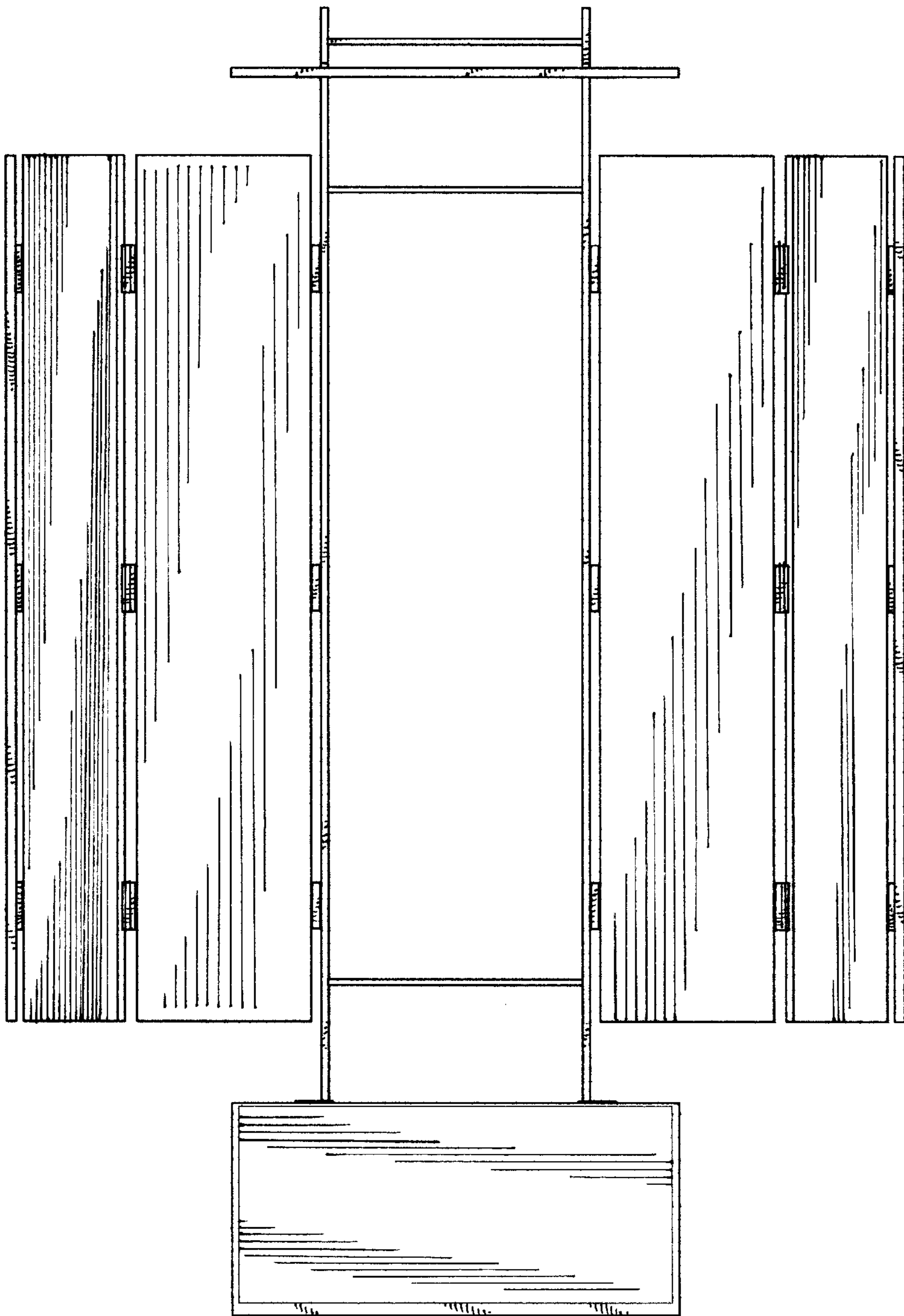


Fig. 3




Fig. 4




Fig. 5

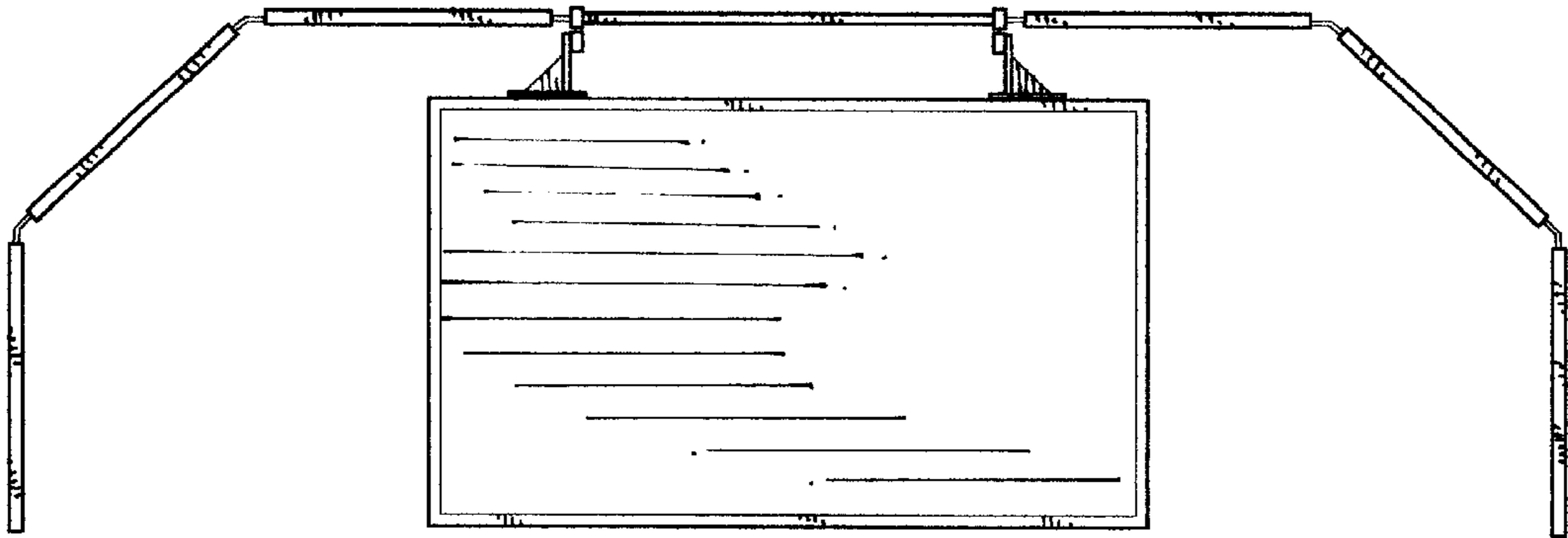


Fig. 6

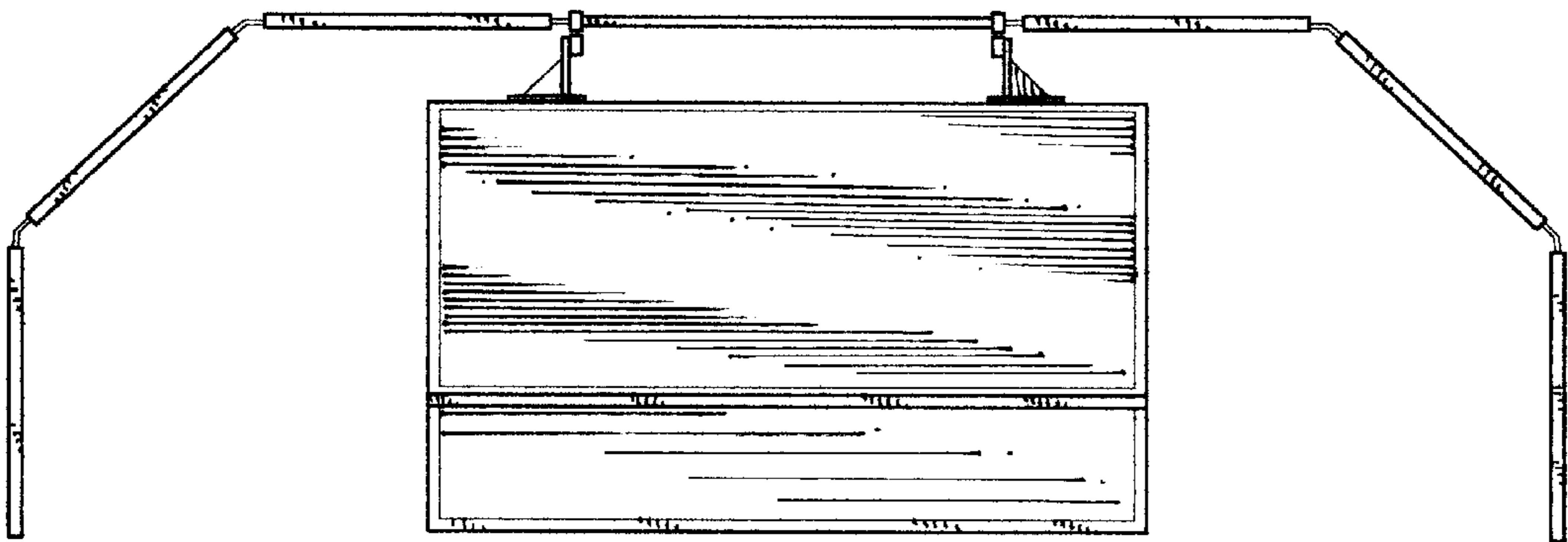


Fig. 7