



US00D489818S

(12) **United States Design Patent**
Hawley et al.

(10) **Patent No.:** **US D489,818 S**
(45) **Date of Patent:** **** May 11, 2004**

(54) **MEDICAL DEVICE FOR INJECTING FLUID
MEDICAMENTS**

(75) Inventors: **Miles Hawley**, London (GB); **Stephens
Sayers**, Buckinghamshire (GB)

(73) Assignee: **Aventis Pharma Deutschland GmbH**
(DE)

(**) Term: **14 Years**

(21) Appl. No.: **29/167,005**

(22) Filed: **Sep. 9, 2002**

(30) **Foreign Application Priority Data**

Mar. 9, 2002 (DE) 402 02 271

(51) **LOC (7) Cl.** **24-02**

(52) **U.S. Cl.** **D24/114; D19/51**

(58) **Field of Search** D24/114, 112,
D24/113; D19/51, 55, 56, 43; 604/207,
208, 157, 211, 218, 232, 187

(56) **References Cited**

U.S. PATENT DOCUMENTS

D368,961 S	*	4/1996	Himbert et al.	D24/114
5,728,074 A	*	3/1998	Castellano et al.	604/207
D407,487 S	*	3/1999	Greubel et al.	D24/112
D418,163 S		12/1999	Rosen		
6,001,089 A		12/1999	Burroughs et al.		
D426,299 S		6/2000	Bydlon et al.		
6,192,891 B1	*	2/2001	Gravel et al.	604/187

6,048,336 A1	4/2001	Gabriel
6,221,046 B1	4/2001	Burroughs et al.
6,277,099 B1	8/2001	Stowe et al.
D453,569 S	2/2002	Himbert
D460,484 S	7/2002	Bianco, Jr.
6,419,661 B1	7/2002	Kuhr et al.
D462,760 S	9/2002	Ahlgrim et al.
D473,590 S	4/2003	Mittersinker

* cited by examiner

Primary Examiner—Ian Simmons

(74) *Attorney, Agent, or Firm*—Finnegan, Henderson,
Farabow, Garrett & Dunner, LLP

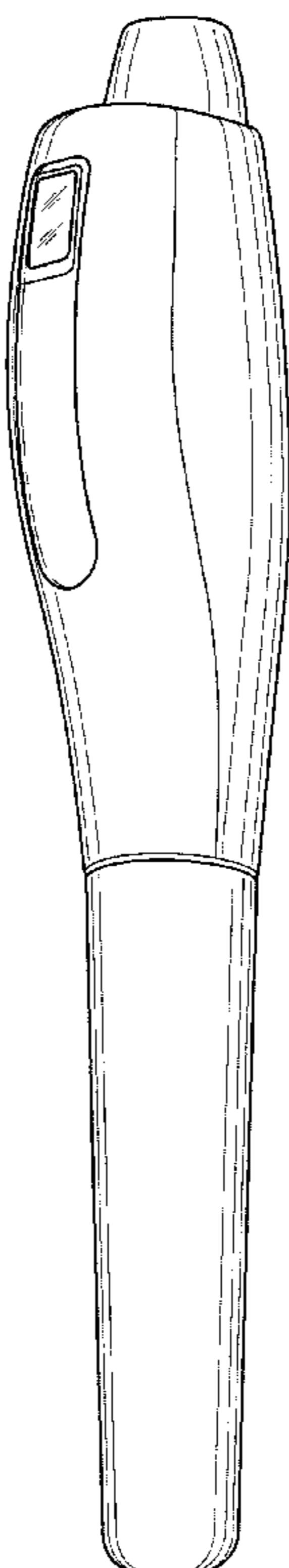
(57) **CLAIM**

The ornamental design for the medical device for injecting
fluid medicaments, as shown and described.

DESCRIPTION

FIG. 1 is a right-side view of a medical device for injecting
fluid medicaments of our new design, the left-side view
being a mirror image thereof;
FIG. 2 is the right-side view of our new design, with an end
cap removed, the portion of the device shown in dashed lines
forming no part of the claimed design;
FIG. 3 is a front view of our new design;
FIG. 4 is a rear view of our new design;
FIG. 5 is a perspective view of our new design;
FIG. 6 is a top view of our new design; and,
FIG. 7 is a bottom view of our new design.

1 Claim, 5 Drawing Sheets



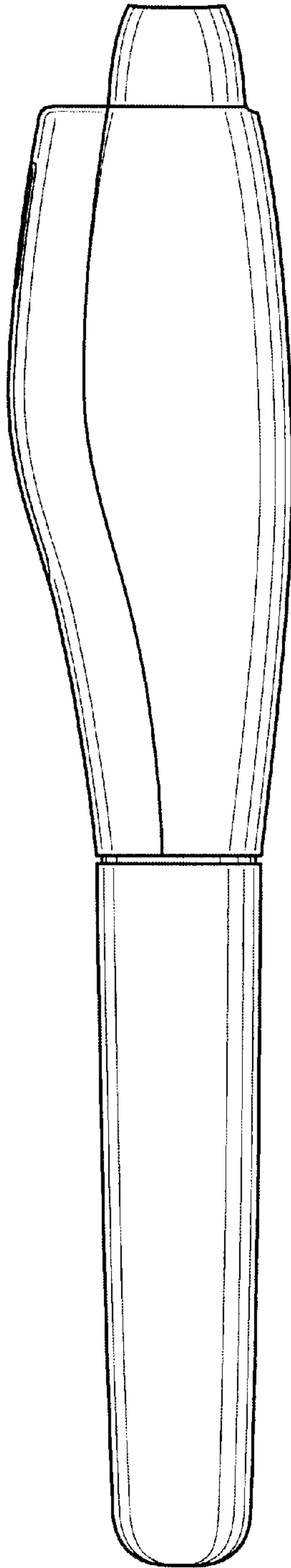


FIG. 1

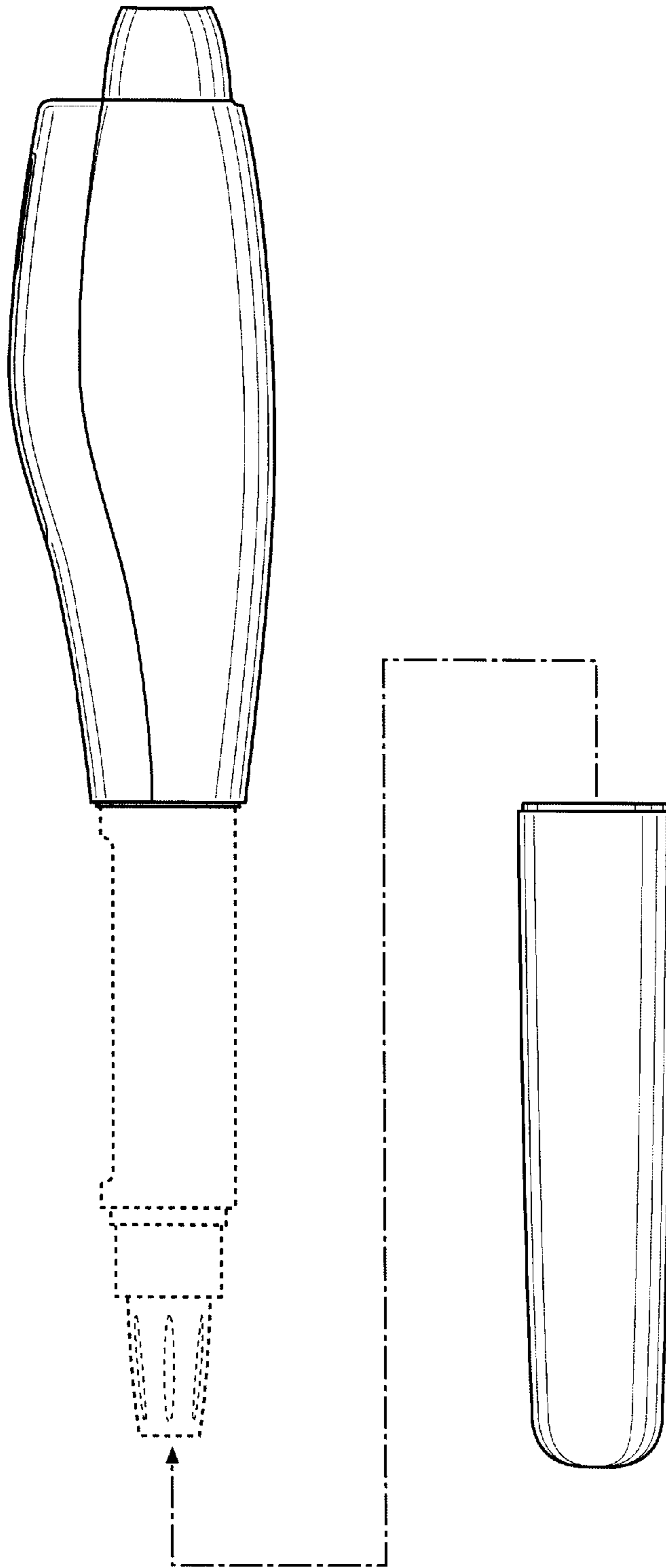


FIG. 2

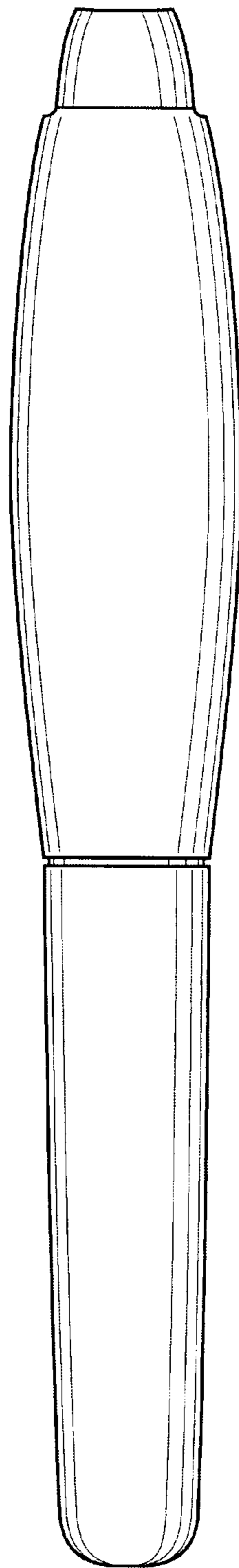
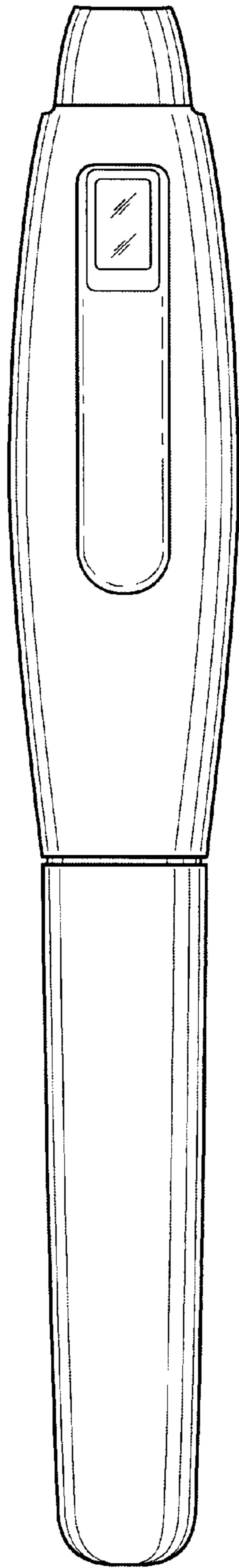


FIG. 3

FIG. 4

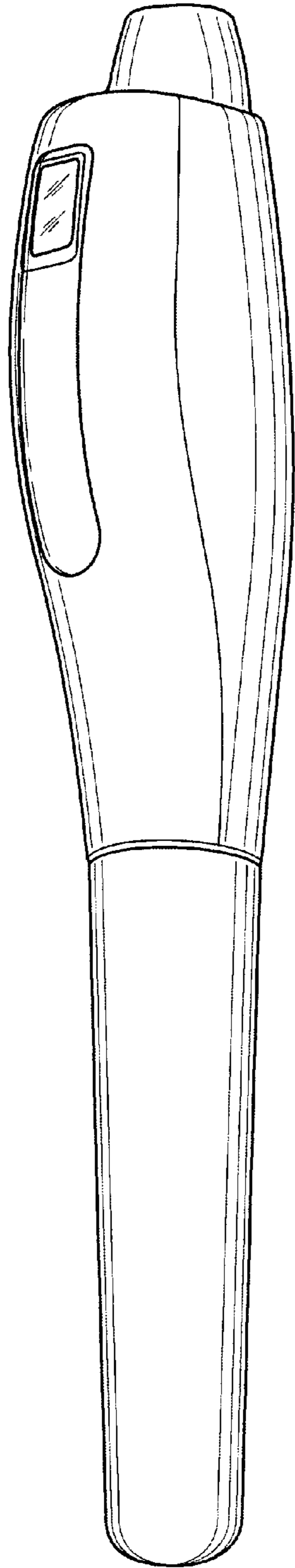


FIG. 5

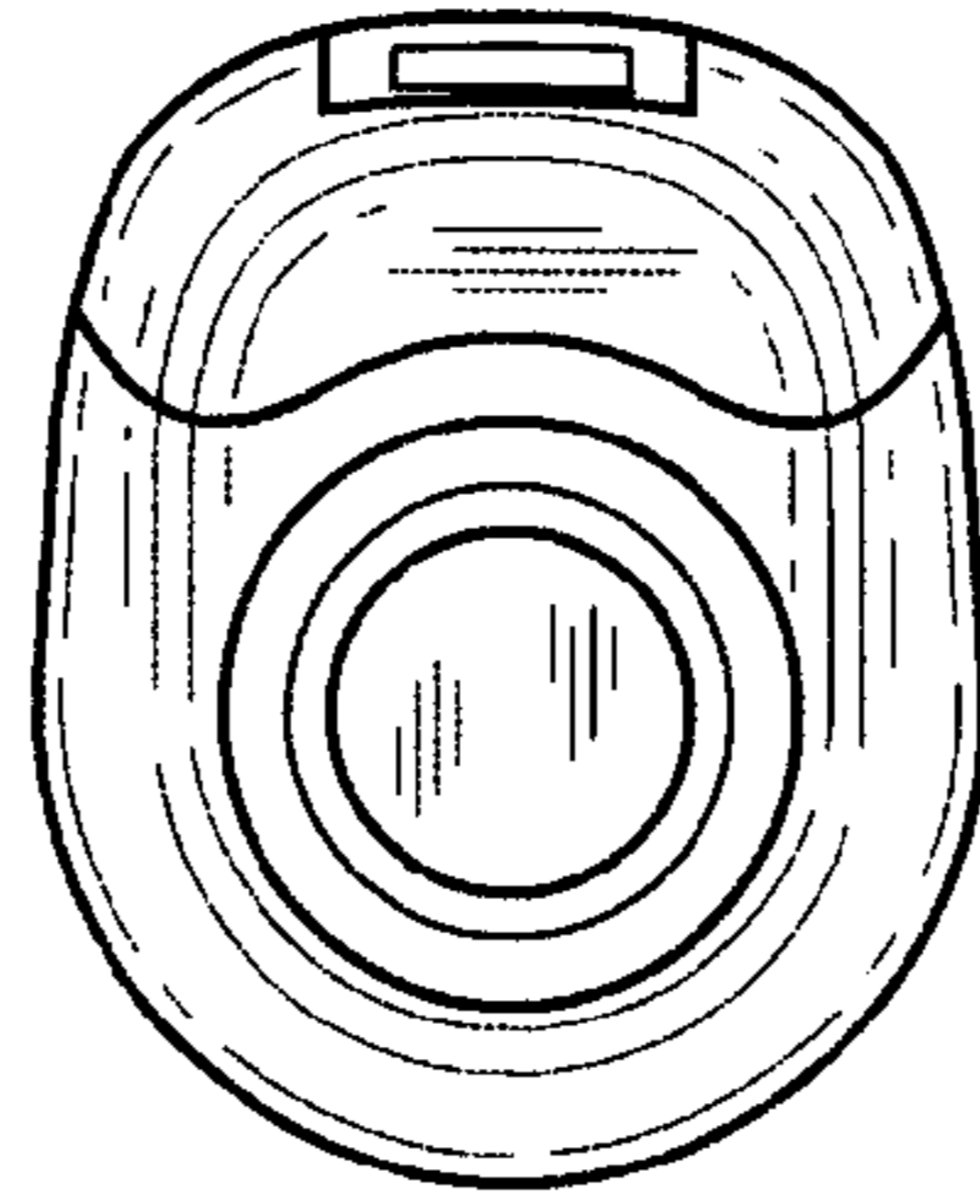


FIG. 6

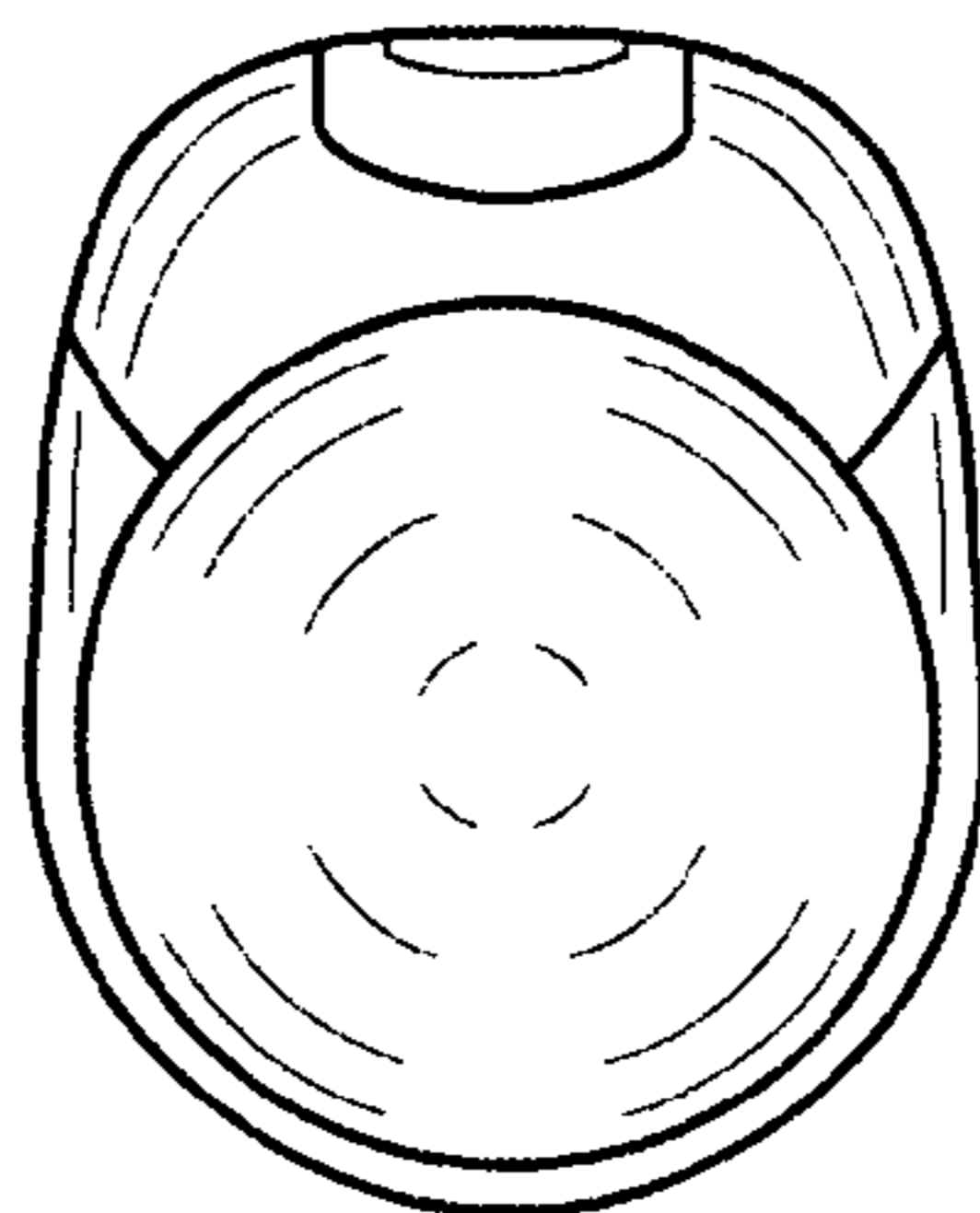


FIG. 7