



US00D489813S

(12) **United States Design Patent**  
**Lantz**

(10) **Patent No.:** **US D489,813 S**

(45) **Date of Patent:** **\*\* May 11, 2004**

(54) **FAN BLADE**

D453,566 S 2/2002 Lantz  
D454,636 S 3/2002 Lantz

(76) Inventor: **Paul R. Lantz**, 13426 Stephendale Dr.,  
Charlotte, NC (US) 28273

\* cited by examiner

(\*\*) Term: **14 Years**

*Primary Examiner*—Lisa P. Lichtenstein  
(74) *Attorney, Agent, or Firm*—Christopher C. Dremann

(21) Appl. No.: **29/164,955**

(57) **CLAIM**

(22) Filed: **Aug. 3, 2002**

The ornamental design for a fan blade, as shown and described.

(51) **LOC (7) Cl.** ..... **23-04**

(52) **U.S. Cl.** ..... **D23/413**

(58) **Field of Search** ..... D23/413, 411,  
D23/377, 379, 385; 416/5; 392/364

**DESCRIPTION**

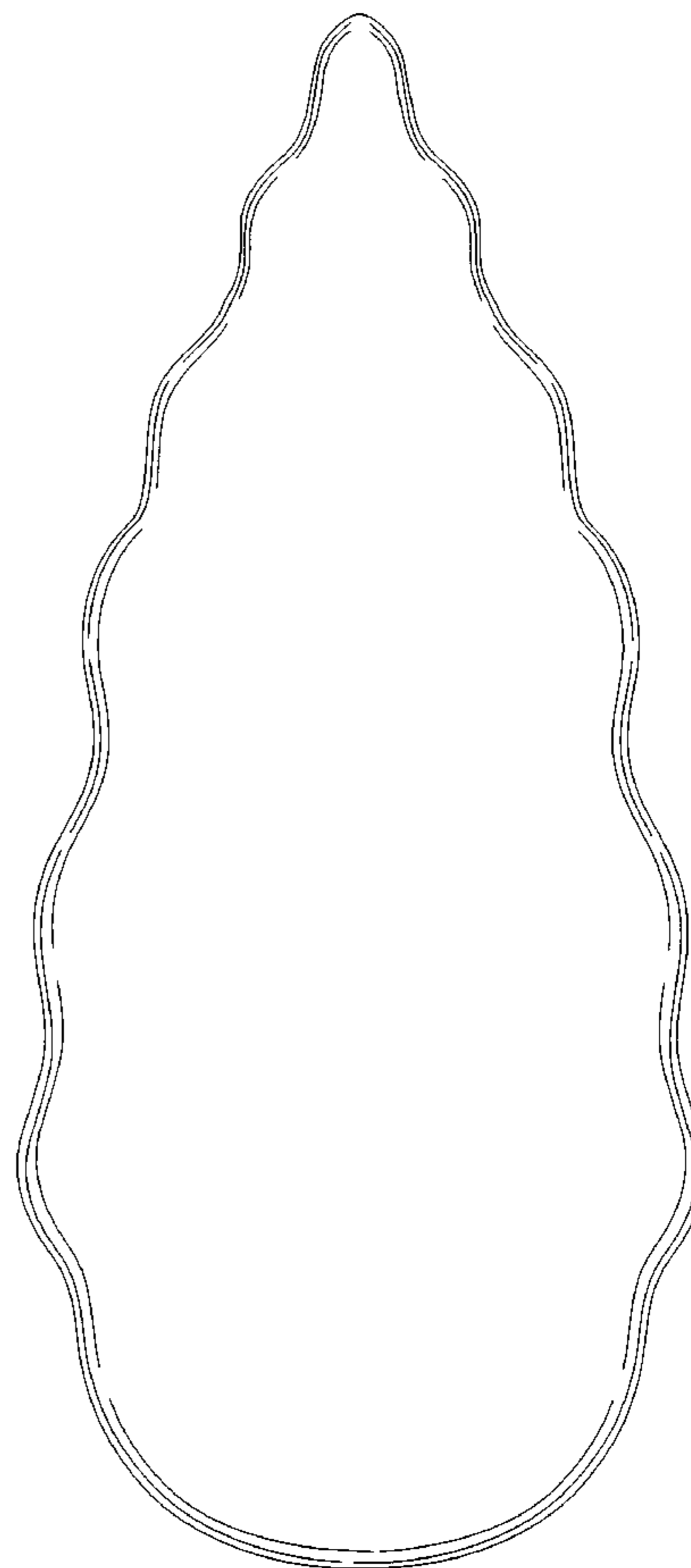
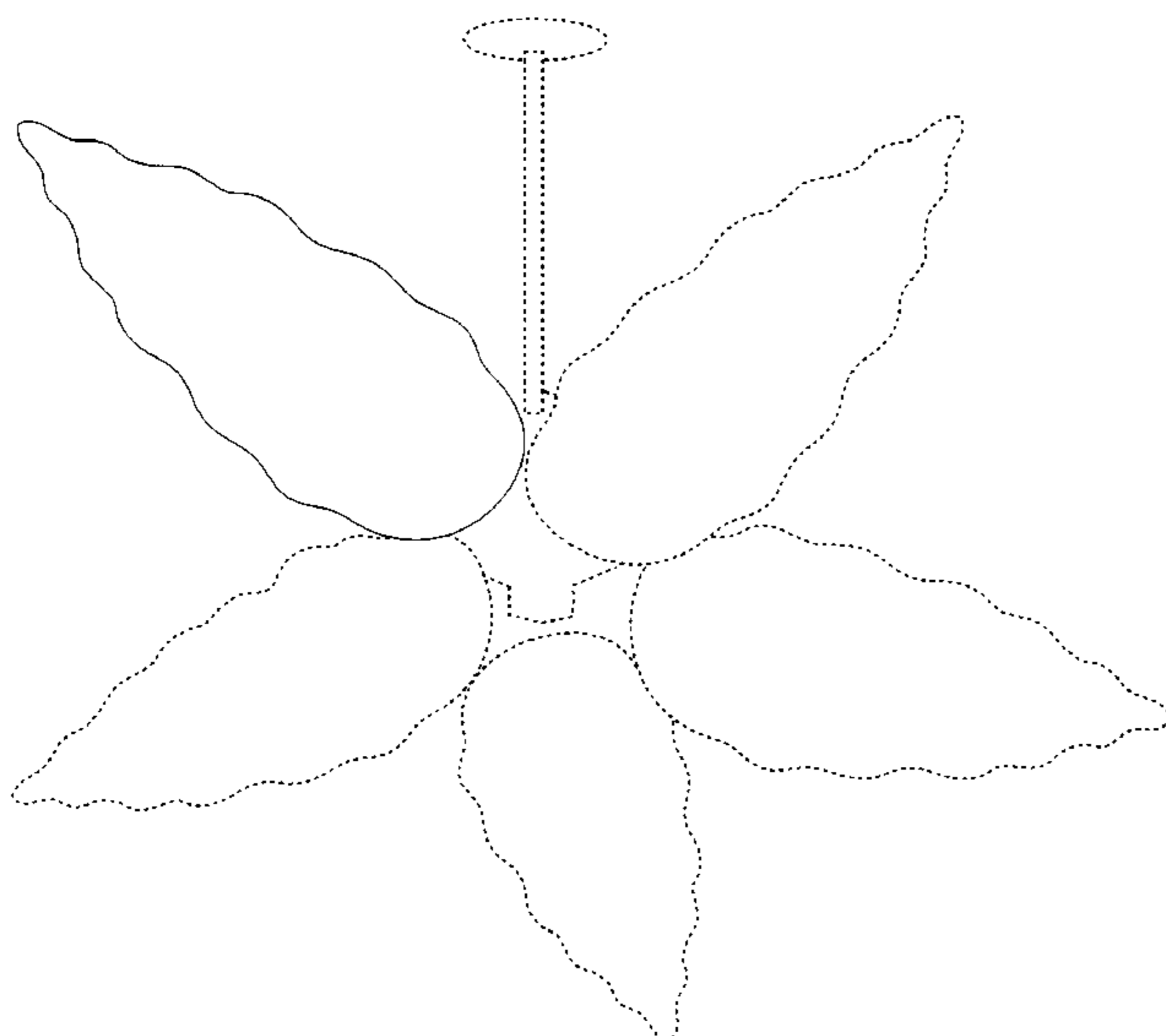
(56) **References Cited**

**U.S. PATENT DOCUMENTS**

|            |   |         |          |       |         |
|------------|---|---------|----------|-------|---------|
| D412,571 S | * | 8/1999  | Lee      | ..... | D23/377 |
| D424,190 S |   | 5/2000  | Tang     |       |         |
| D433,118 S |   | 10/2000 | Frampton |       |         |
| D433,119 S |   | 10/2000 | Frampton |       |         |
| D437,047 S |   | 1/2001  | Frampton |       |         |
| D437,406 S |   | 2/2001  | Frampton |       |         |
| D443,352 S |   | 6/2001  | Lantz    |       |         |
| D443,353 S |   | 6/2001  | Lantz    |       |         |

FIG. 1 is an environmental perspective view of a fan blade showing my new design;  
FIG. 2 is an enlarged bottom view thereof;  
FIG. 3 is an enlarged rear end view thereof;  
FIG. 4 is an enlarged right side view thereof;  
FIG. 5 is an enlarged top view thereof;  
FIG. 6 is an enlarged left side view thereof; and,  
FIG. 7 is an enlarged front end view thereof.  
The broken line showing of environmental structure in FIG. 1 is for illustrative purposes only and forms no part of the claimed design.

**1 Claim, 3 Drawing Sheets**



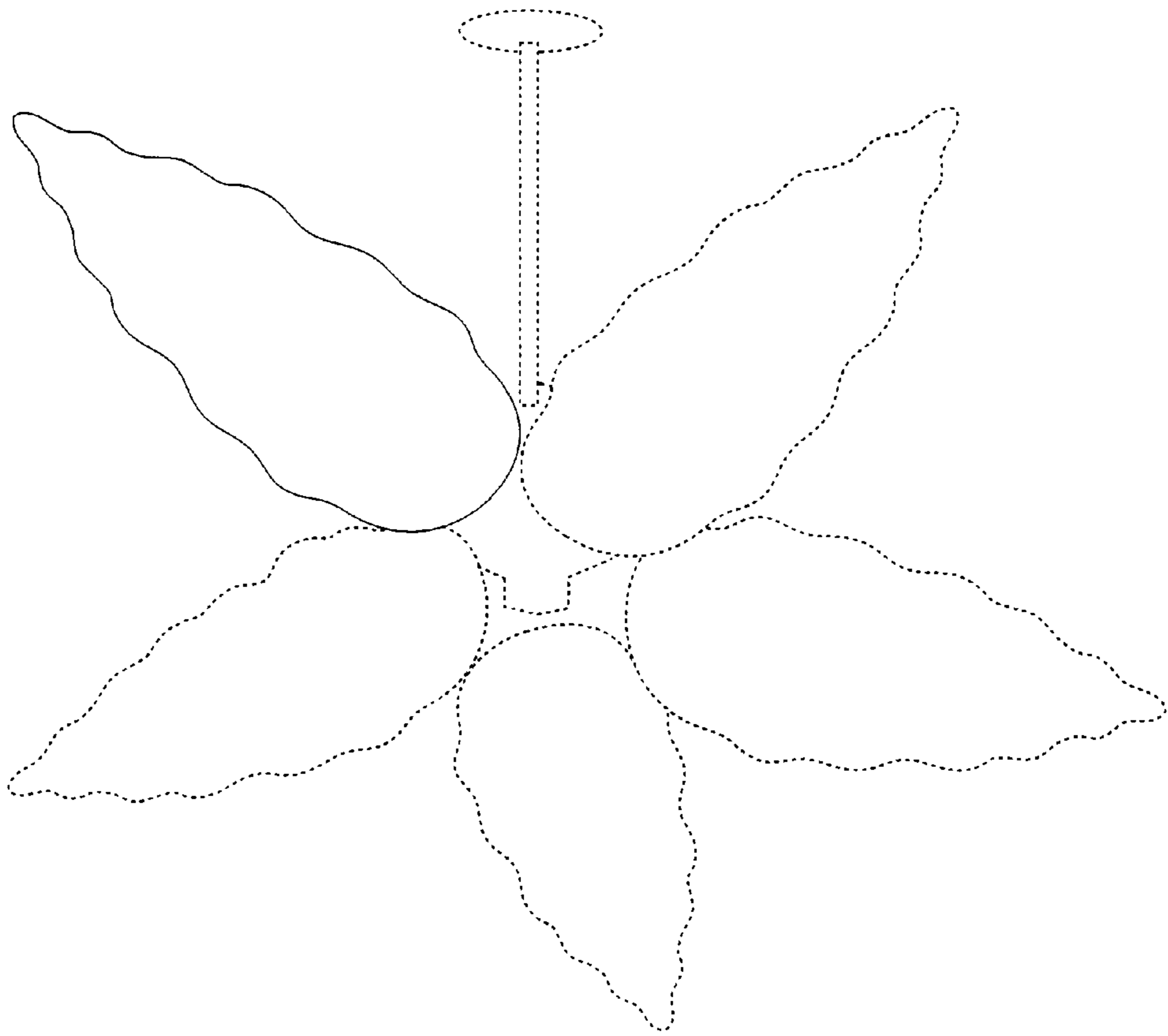


FIG. 1

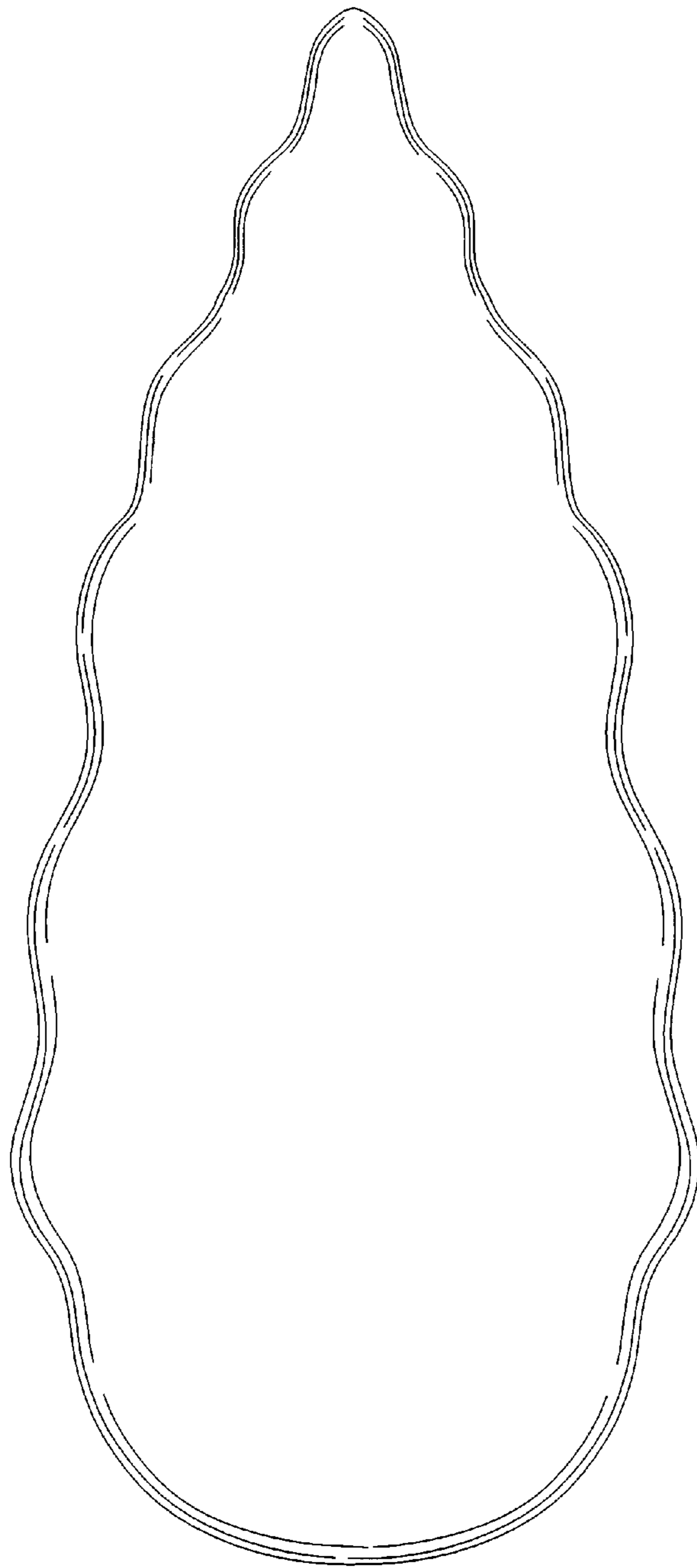


FIG. 2



FIG. 4




FIG. 3

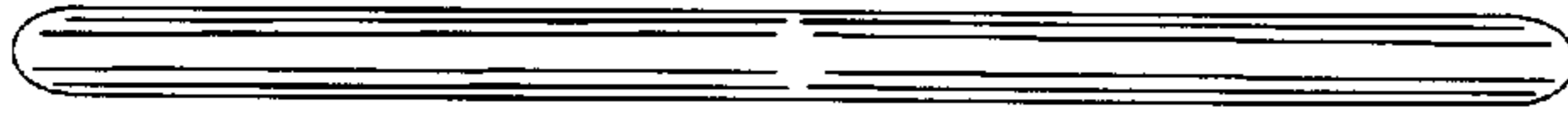


Fig. 7

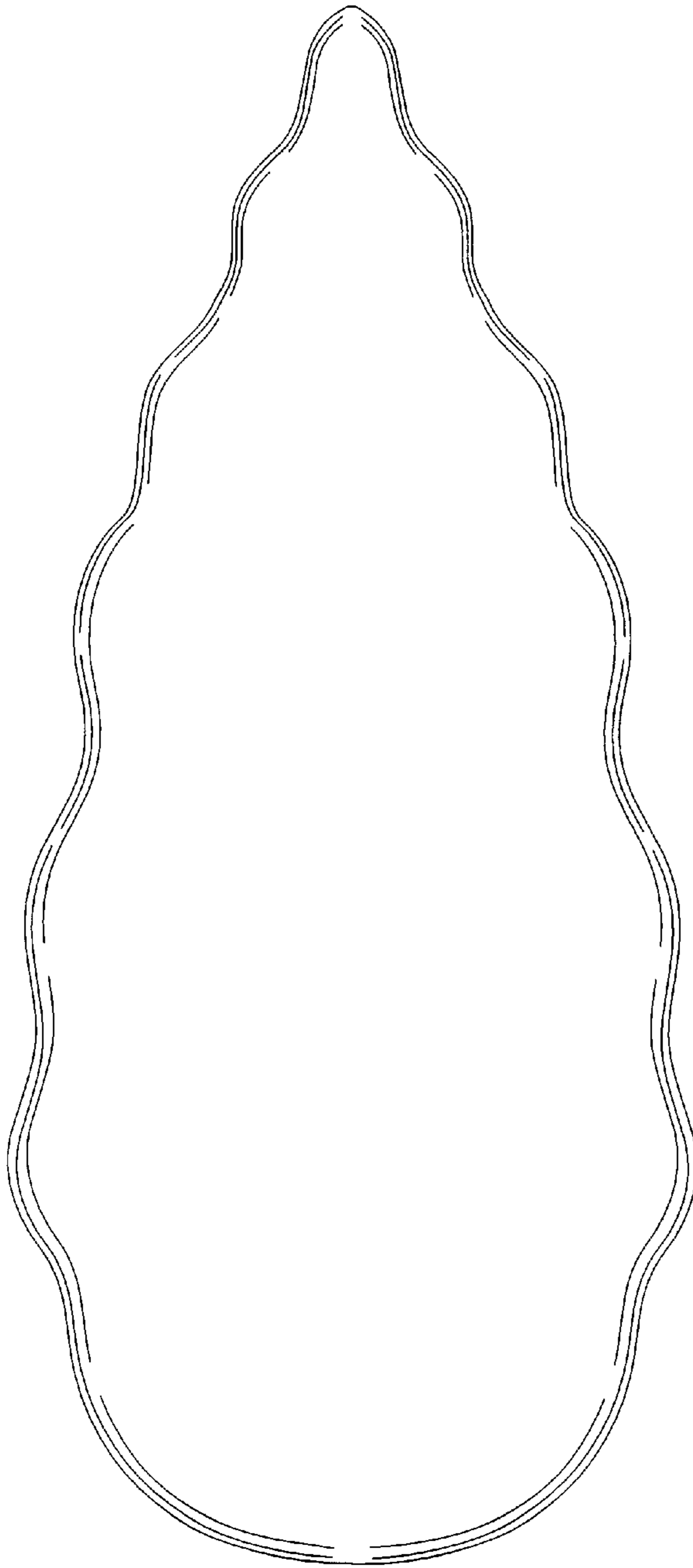


Fig. 5



Fig. 6