



US00D489807S

(12) **United States Design Patent** (10) **Patent No.:** **US D489,807 S**
Rumens (45) **Date of Patent:** **** May 11, 2004**

(54) **FIREPLACE FRAME**

(75) Inventor: **Kurt W. F. Rumens**, Kirkland, WA (US)

(73) Assignee: **Travis Industries, Inc.**, Kirkland, WA (US)

(**) Term: **14 Years**

(21) Appl. No.: **29/179,641**

(22) Filed: **Apr. 11, 2003**

(51) **LOC (7) Cl.** **23-03**

(52) **U.S. Cl.** **D23/404**

(58) **Field of Search** D23/386, 398, D23/403-406, 499; 52/36.3; 126/500, 520, 544; 16/DIG. 11

(56) **References Cited**

U.S. PATENT DOCUMENTS

D27,157 S	*	6/1897	Camenisch	D23/405
D32,539 S	*	4/1900	Campbell	D23/405
D80,975 S	*	5/1930	Sloss	D23/404
D178,132 S	*	6/1956	Love	D23/406
D269,036 S	*	5/1983	Bortz	D23/386
D311,574 S	*	10/1990	Syme et al.	D23/404
D465,023 S	*	10/2002	Caldwell	D23/404

OTHER PUBLICATIONS

Waterford Gas and Wood Catalog, pp. 1-5, 8, and 9.
 Berkshire™ Cast Iron & Stone Gas Stoves Catalog, Copyright 2001, pp. 6 and 7.
 Regency Fireplace Products Home Page, Jan. 18, 2002 (1 page) <http://www.regency-fire.com/>.
 Regency Fireplace Products Brochure, "What's New for 2002" (1 page).
 Fireplace Xtrordinair™, Direct Vent Gas Fireplaces, Product Brochure, Copyright 1997 (6 pages).

Better Homes and Gardens Special Interest Publications, Building Ideas for Your New Home, Winter 1995, pp. 86-91.

Better Homes and Gardens Special Interest Publications, Home Products Guide, Fall/Winter 1999, pp. 70-77.

Hearth & Home, A Publication of Village West Publishing, Feb. 2002, pp. 13, 25, 33-35 and 45.

HearthWarming, A Guide to Hearth Products, A Publication of Village West Publishing, Copyright 1997, pp. 13 and un-numbered.

HearthWarming, A Guide to Hearth Products, A Publication of Village West Publishing, Copyright 1998, pp. 26 and un-numbered.

Log Home Living, Sep. 2000, p. 63.

Northwest Home Comfort, 200/2001, p. 25.

HearthWarming, A Guide to Hearth Products, Hearth & Home Fireside, Copyright 2001, p. 21.

* cited by examiner

Primary Examiner—Louis S. Zarfes

Assistant Examiner—Robert A Delehanty

(74) *Attorney, Agent, or Firm*—Perkins Coie LLP

(57) **CLAIM**

The ornamental design for the fireplace frame, as shown and described.

DESCRIPTION

FIG. 1 is a front elevational view.

FIG. 2 is a rear elevational view.

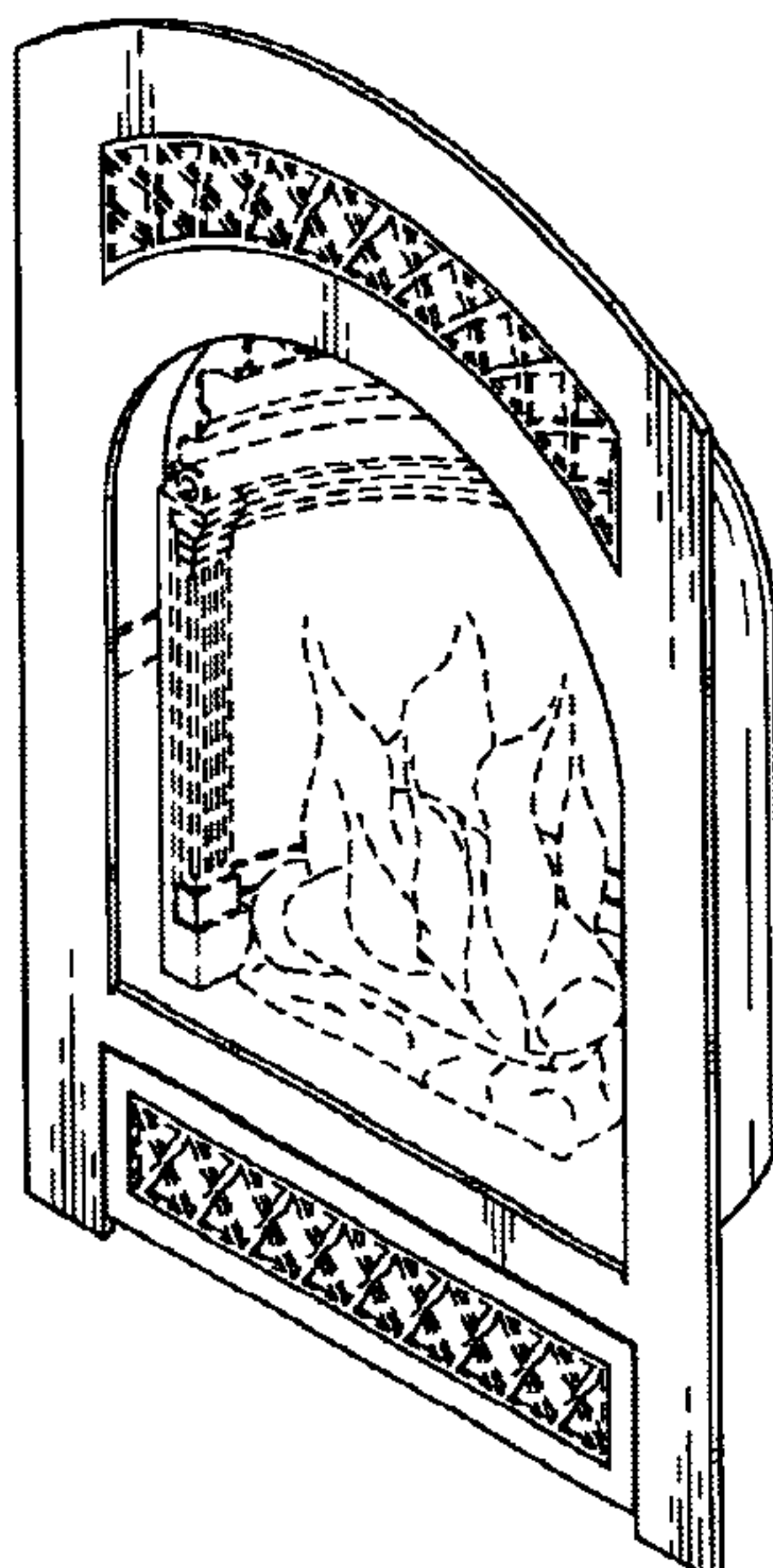
FIG. 3 is a right-side elevational view. The left-side elevational view is substantially the same as the right-side elevational view.

FIG. 4 is a top plan view.

FIG. 5 is a bottom plan view; and,

FIG. 6 is an isometric view of a third embodiment of the fireplace frame showing our new design.

1 Claim, 3 Drawing Sheets



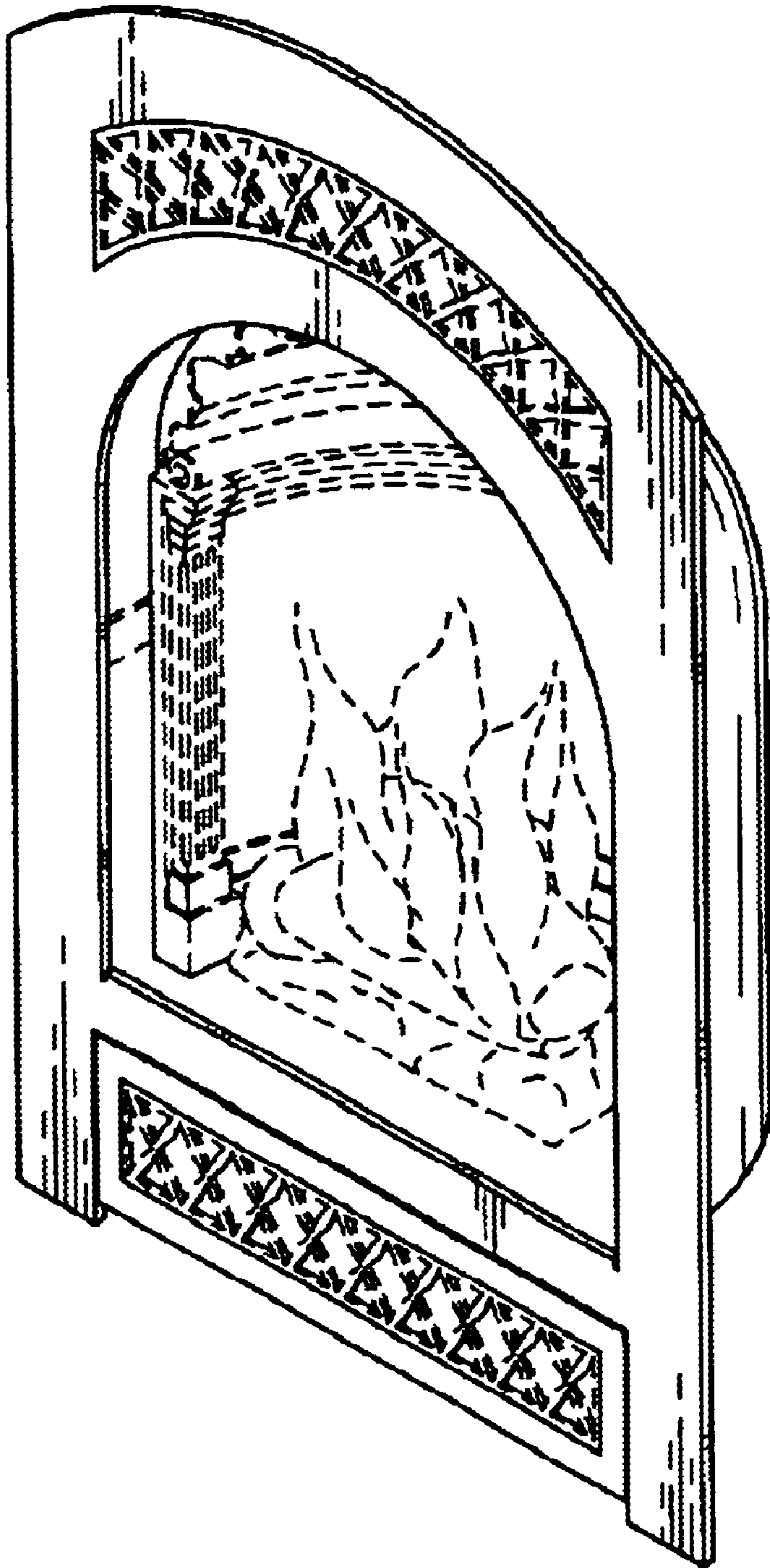


Fig. 1




Fig. 2




Fig. 3

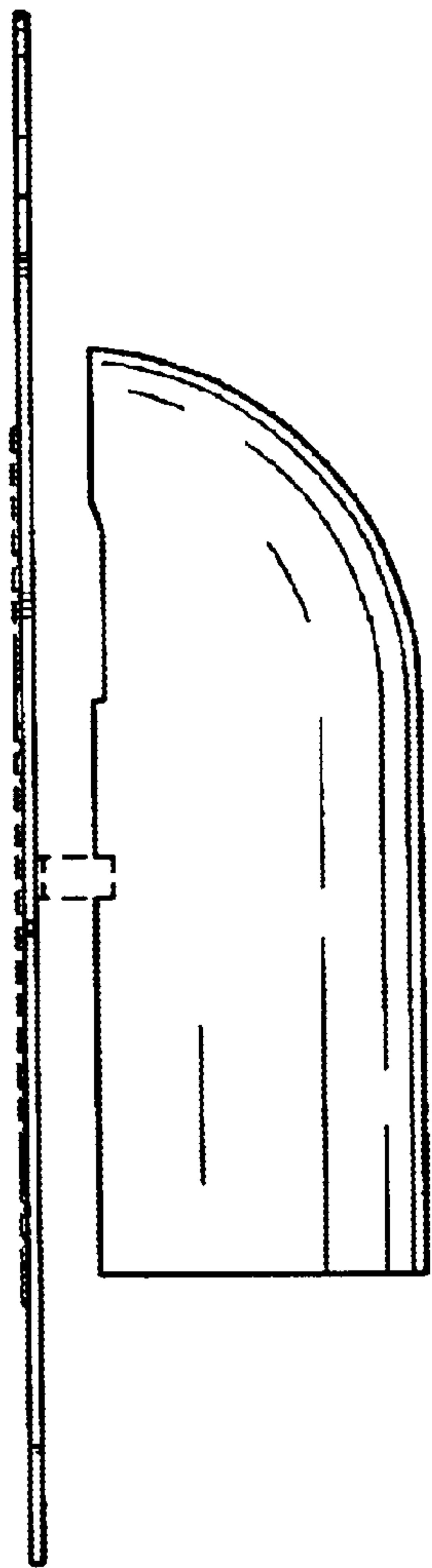


Fig. 4

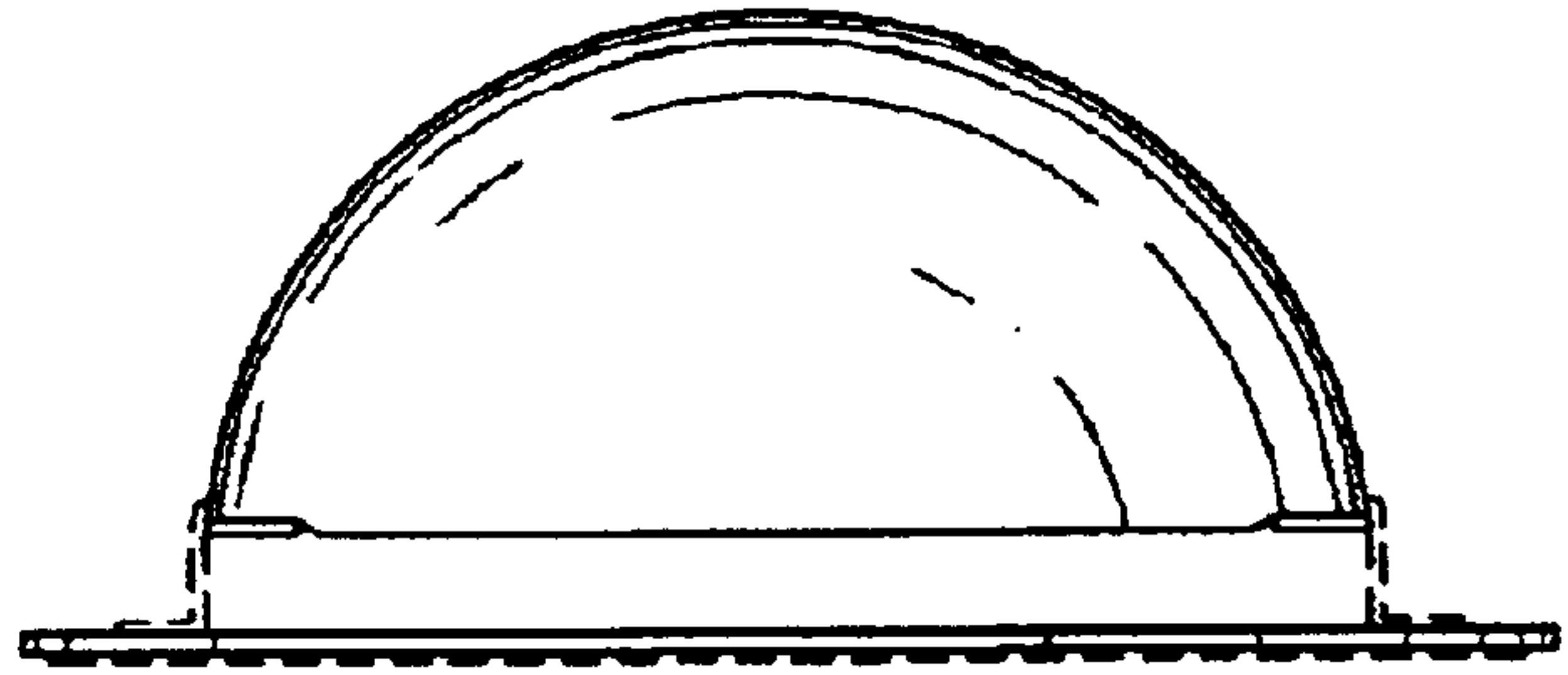


Fig. 5

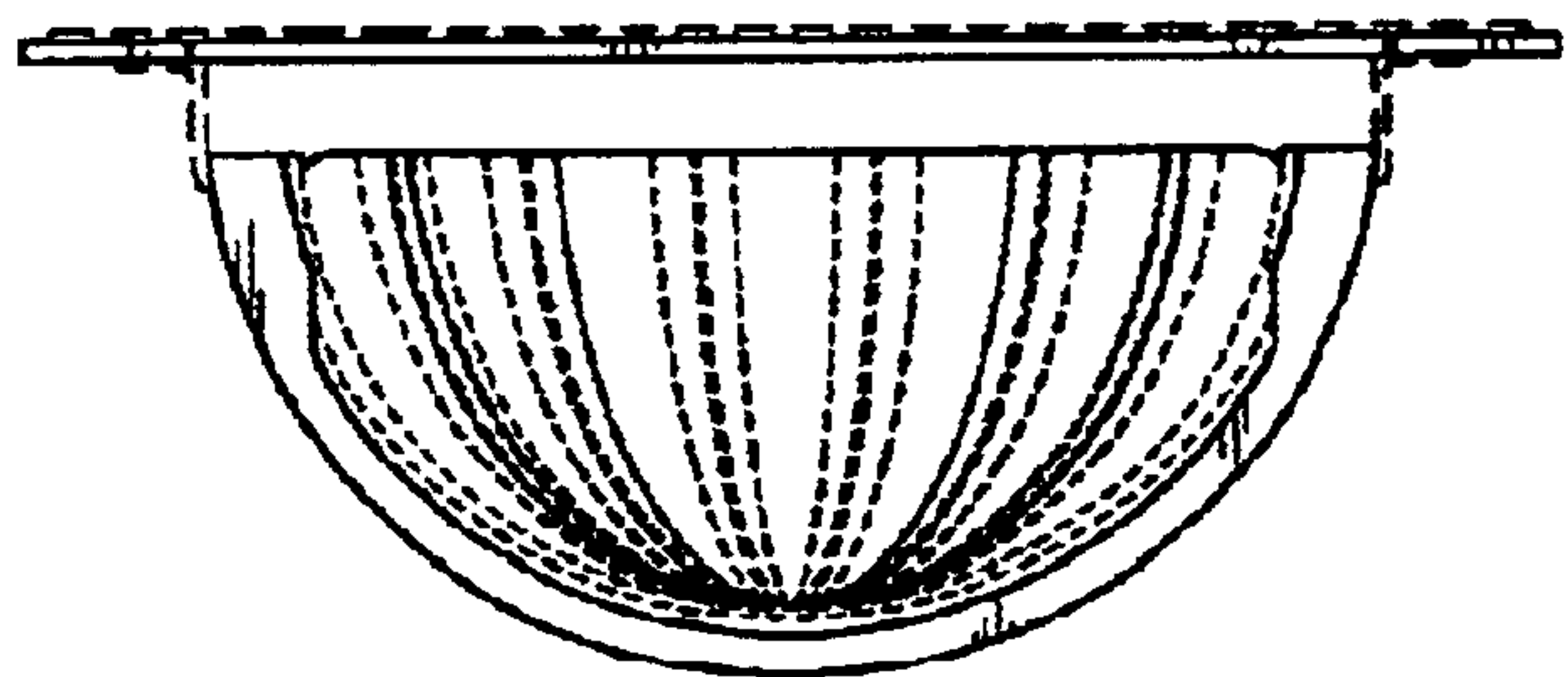


Fig. 6