



US00D489795S

(12) **United States Design Patent**
Kulig et al.

(10) **Patent No.:** **US D489,795 S**

(45) **Date of Patent:** **** May 11, 2004**

(54) **FAUCET**

(75) **Inventors:** **Zbigniew Kulig**, Wadsworth, IL (US);
Wladyslaw Gacek, Skomielna Biala (PL); **Slawomir Lasek**, Makow Podhalanski (PL)

(73) **Assignee:** **Graff Faucets**, Milwaukee, WI (US)

(**) **Term:** **14 Years**

(21) **Appl. No.:** **29/183,555**

(22) **Filed:** **Jun. 13, 2003**

(51) **LOC (7) Cl.** **23-01**

(52) **U.S. Cl.** **D23/238**

(58) **Field of Search** **D23/238-257;**
4/675-678; 137/801

- D465,265 S 11/2002 Czerwinski, Jr. et al.
- D465,834 S 11/2002 Singtoroj
- D468,399 S 1/2003 Bouilloux et al.
- D469,158 S 1/2003 Bouilloux et al.
- D470,917 S 2/2003 Friedrich
- D471,254 S 3/2003 Bonnell et al.
- D471,255 S 3/2003 Friedrich
- D472,607 S 4/2003 Warshawsky et al.
- D473,929 S 4/2003 Warshawsky et al.
- D474,834 S 5/2003 Czerwinski, Jr. et al.

Primary Examiner—Louis S. Zarfes
Assistant Examiner—Gregory Andoll
(74) *Attorney, Agent, or Firm*—Boyle Fredrickson Newholm Stein & Gratz S.C.

(57) **CLAIM**

The ornamental design for a faucet, as shown and described.

DESCRIPTION


FIG. 1 is perspective view of a faucet incorporating our new design, viewed from in front of, above, and from the left side of the faucet;
FIG. 2 is a front elevation view thereof;
FIG. 3 is a rear elevation view thereof;
FIG. 4 is a top plan view thereof;
FIG. 5 is a bottom plan view thereof; and,
FIG. 6 is a left-side elevation view thereof, with the right side being a mirror image of the left side.
The broken lines in FIG. 5 are for illustrative purposes only and form no part of the claimed design.

(56) **References Cited**

U.S. PATENT DOCUMENTS

753,974 A	3/1904	Glauber
809,720 A	1/1906	Mueller
D349,326 S	8/1994	Bollenbacher
D352,991 S	11/1994	Kohler, Jr.
D409,726 S	5/1999	Formgren
D414,546 S	9/1999	Cosolito et al.
D424,663 S	5/2000	Mark et al.
D444,851 S	7/2001	Sturgeon
D458,666 S	6/2002	Mark et al.
D460,150 S	7/2002	Rexach
D464,710 S	10/2002	Lord
D465,010 S	10/2002	Lord

1 Claim, 6 Drawing Sheets






Fig. 1




Fig. 2




Fig. 3

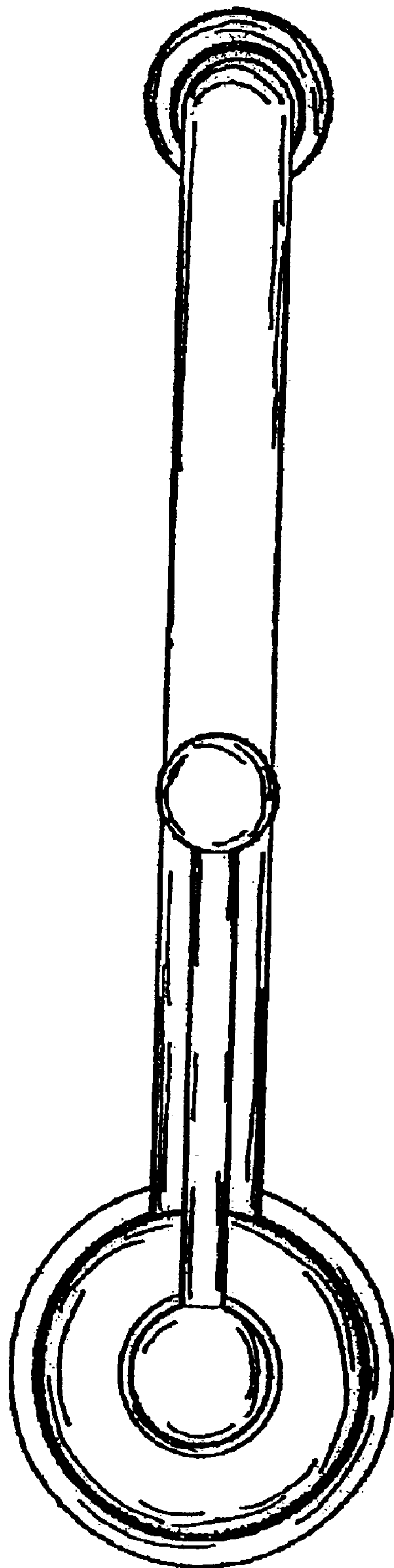


Fig. 4




Fig. 5

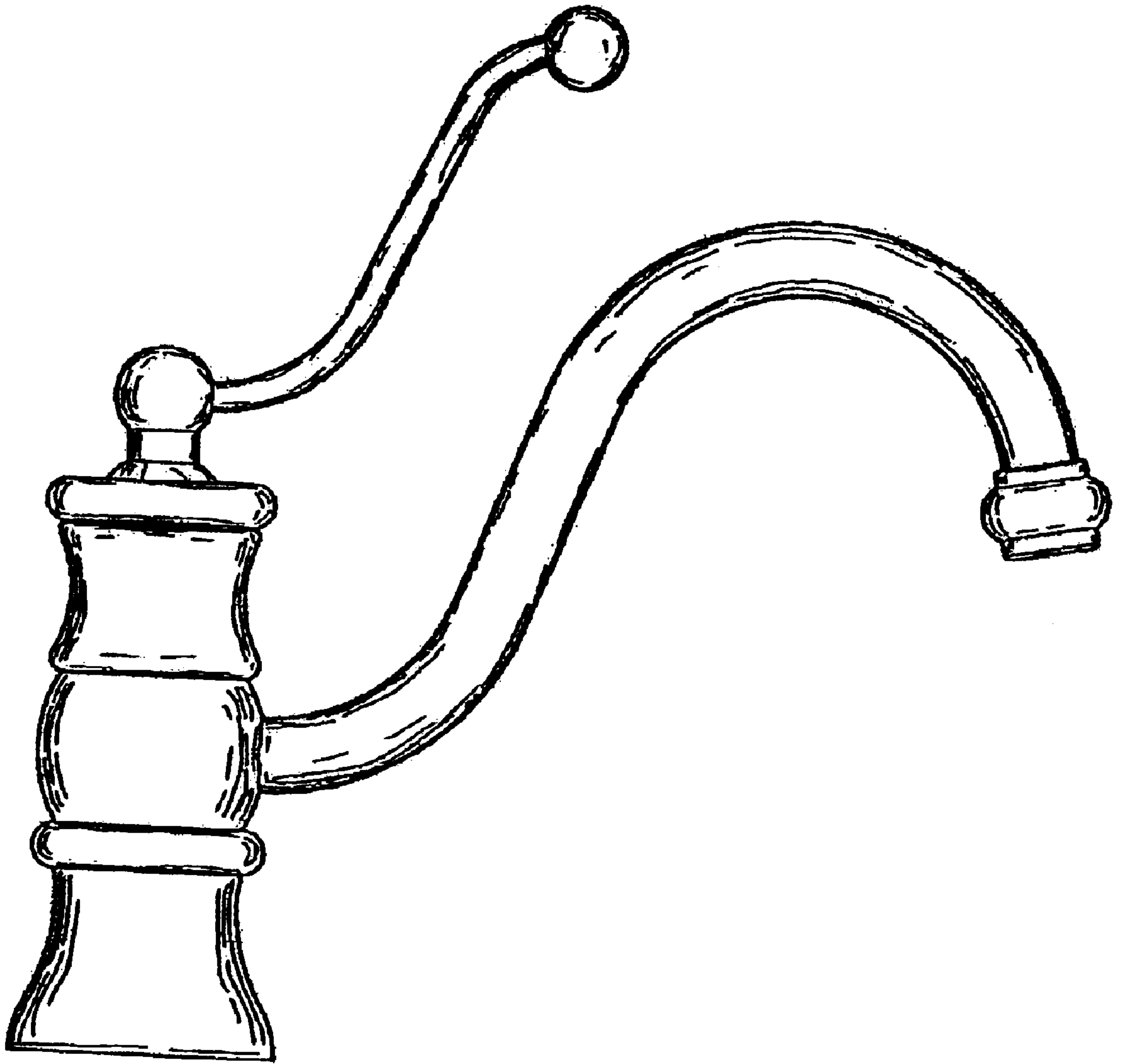


Fig. 6