



US00D489785S

(12)

United States Design Patent
Kim

(10)

Patent No.:

US D489,785 S

(45)

Date of Patent:

**** May 11, 2004**

(54) **RIBBON DISCHARGER FOR CELEBRATION USE**

(76) Inventor: **Hak-ryang Kim**, #209-501
Deokyu-Maeul, 1041 Jung-dong,
Wonmee-ku, Buchon City, Kyungki-do
(KR)

(**) Term: **14 Years**

(21) Appl. No.: **29/161,611**

(22) Filed: **May 30, 2002**

Related U.S. Application Data

(63) Continuation-in-part of application No. 09/805,346, filed on Mar. 13, 2001.

(51) **LOC (7) Cl.** **21-03**

(52) **U.S. Cl.** **D21/812**

(58) **Field of Search** D21/812, 411;
D17/10, 11; 206/314, 756; 124/74

(56) **References Cited**

U.S. PATENT DOCUMENTS

D165,946 S * 2/1952 Thompson D21/411
3,637,070 A * 1/1972 Friedman 206/314
D251,926 S * 5/1979 Satten D21/411

D273,404 S * 4/1984 Takahashi D21/411
D321,730 S * 11/1991 McElhaney D21/411
D326,158 S * 5/1992 Katz et al. D21/411
D403,371 S * 12/1998 Davis D21/411

FOREIGN PATENT DOCUMENTS

KR 30-0249343 10/1999

* cited by examiner

Primary Examiner—Mitchell Siegel
(74) *Attorney, Agent, or Firm*—Cheryl H. Agris

(57) **CLAIM**

The ornamental design for a ribbon discharger for celebra-
tion use, as shown and described.

DESCRIPTION

FIG. 1 is a perspective view of a ribbon discharger for
celebration use showing my new design;
FIG. 2 is a front elevational view thereof;
FIG. 3 is a rear elevational view thereof;
FIG. 4 is a left side elevational view thereof;
FIG. 5 is a right side elevational view thereof;
FIG. 6 is a top plan view thereof; and,
FIG. 7 is a bottom plan view thereof.

1 Claim, 4 Drawing Sheets




Fig1




Fig2

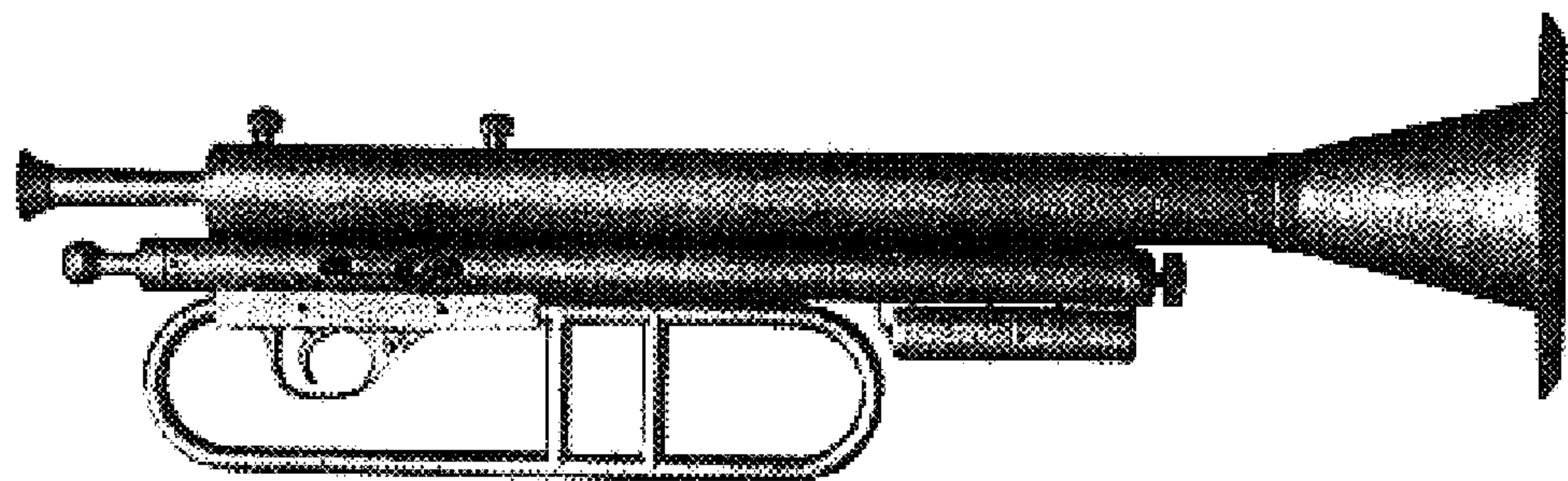


Fig3

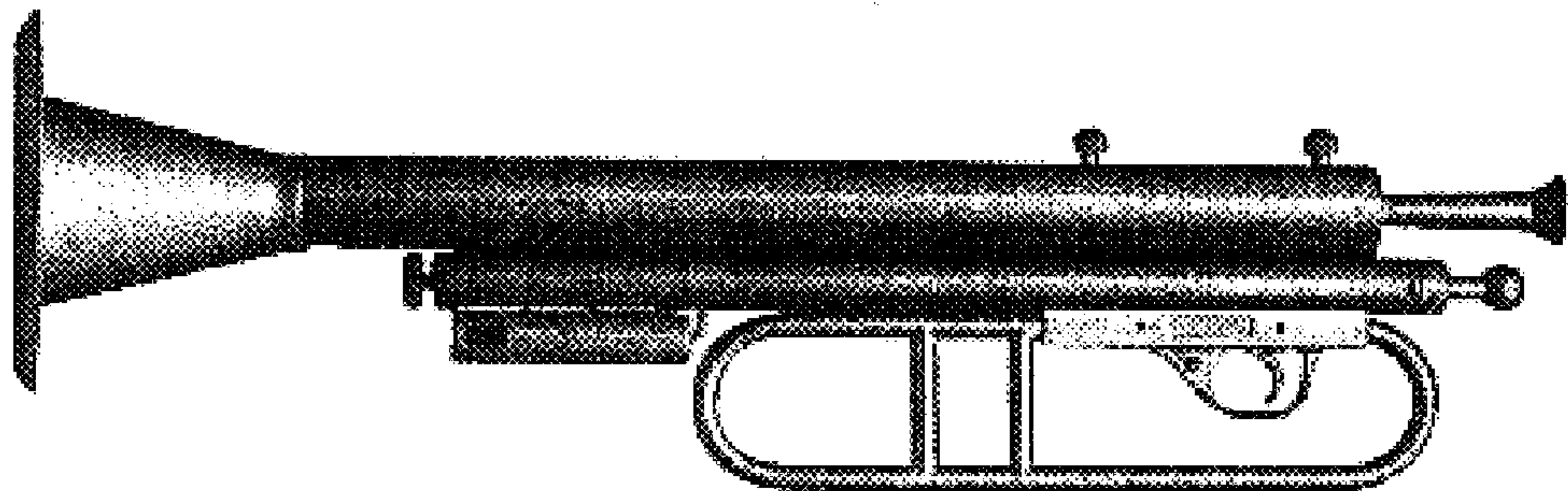


Fig4




Fig5




Fig6



Fig7

