



US00D489783S

(12) **United States Design Patent**  
**Yeh**

(10) **Patent No.:** **US D489,783 S**

(45) **Date of Patent:** **\*\* May 11, 2004**

(54) **RACKET STRING DESIGN**

6,634,968 B2 \* 10/2003 Yeh ..... 473/543

(76) Inventor: **Peter Yeh**, No. 52, Sec. 5, Lu-Ho Rd.,  
Ho-Mei Chen, Chang-Hua Hsien (TW)

\* cited by examiner

(\*\*) Term: **14 Years**

*Primary Examiner*—Mitchell Siegel  
(74) *Attorney, Agent, or Firm*—Townsend and Townsend  
and Crew, LLP

(21) Appl. No.: **29/179,873**

(57) **CLAIM**

(22) Filed: **Apr. 15, 2003**

The ornamental design for racket string design, as shown  
and described.

(51) **LOC (7) Cl.** ..... **21-02**

(52) **U.S. Cl.** ..... **D21/753**

(58) **Field of Search** ..... D21/729–732,  
D21/753; 473/540–543, 524, 527, 528;  
57/230, 232, 234, 258

**DESCRIPTION**


(56) **References Cited**

**U.S. PATENT DOCUMENTS**

- 3,921,979 A \* 11/1975 Dischinger ..... 473/543
- 5,327,714 A \* 7/1994 Stevens et al. .... 57/230
- 6,062,014 A \* 5/2000 Yeh ..... 57/232
- 6,280,354 B1 \* 8/2001 Bertolotti ..... 473/543

FIG. 1 is a perspective view of racket string showing my  
new design;  
FIG. 2 is a front elevational view thereof;  
FIG. 3 is a rear elevational view thereof;  
FIG. 4 is a left side elevational view thereof;  
FIG. 5 is a right side elevational view thereof;  
FIG. 6 is a top plan view thereof; and,  
FIG. 7 is a bottom plan view thereof.

**1 Claim, 4 Drawing Sheets**






FIG. 1




FIG. 2

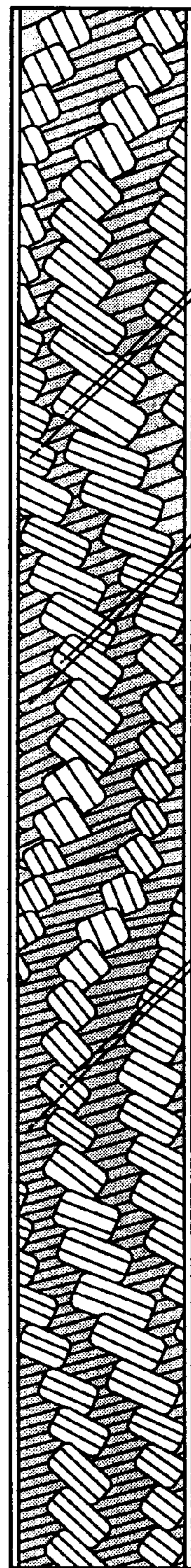


FIG. 3




FIG. 4




FIG. 5

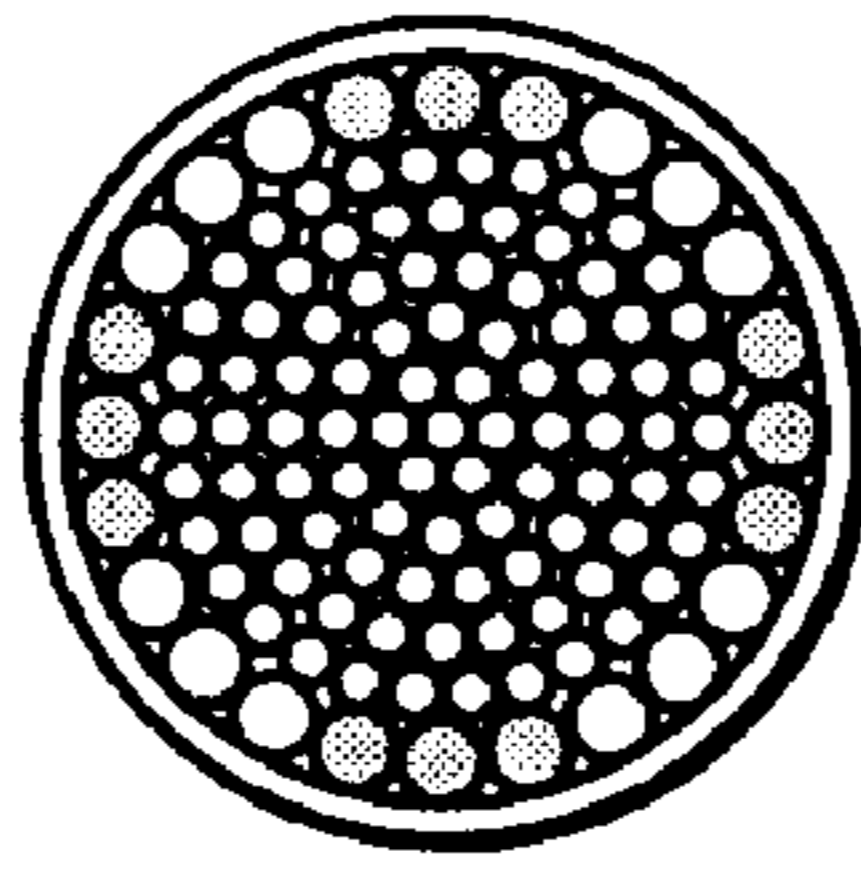


FIG. 6

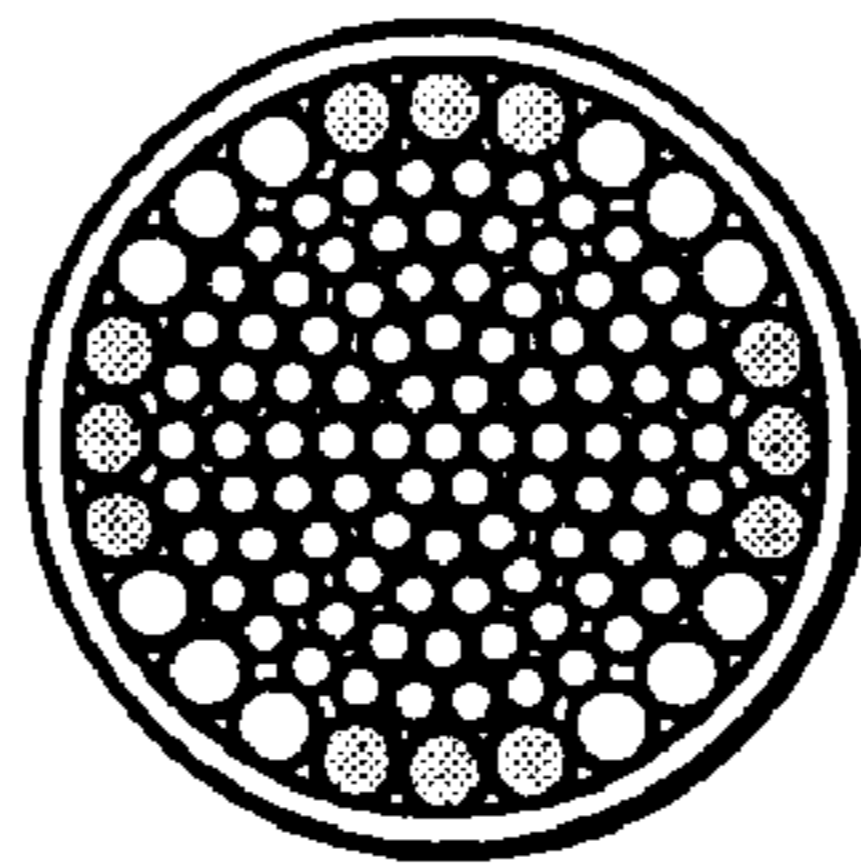


FIG. 7