



US00D489767S

(12) **United States Design Patent**
White

(10) **Patent No.: US D489,767 S**

(45) **Date of Patent: ** May 11, 2004**

(54) **EMERGENCY SIGN**

D476,371 S * 6/2003 Senne D20/12

(76) Inventor: **Thomas White**, 1309 L St., Belmar, NJ
(US) 07719

* cited by examiner

(**) Term: **14 Years**

Primary Examiner—Robert M. Spear
(74) *Attorney, Agent, or Firm*—Schnader Harrison Segal &
Lewis LLP

(21) Appl. No.: **29/187,747**

(57) **CLAIM**

(22) Filed: **Aug. 6, 2003**

The ornamental design for an emergency sign, as shown and described.

(51) **LOC (7) Cl.** **20-02**

(52) **U.S. Cl.** **D20/42**

(58) **Field of Search** D20/10, 13, 15,
D20/17, 22, 27, 28–29, 39–42, 99; D12/193;
40/299.01, 330, 331, 549, 606.18, 606.19,
607.13, 611.05, 612, 624, 642.01, 651;
362/812

DESCRIPTION

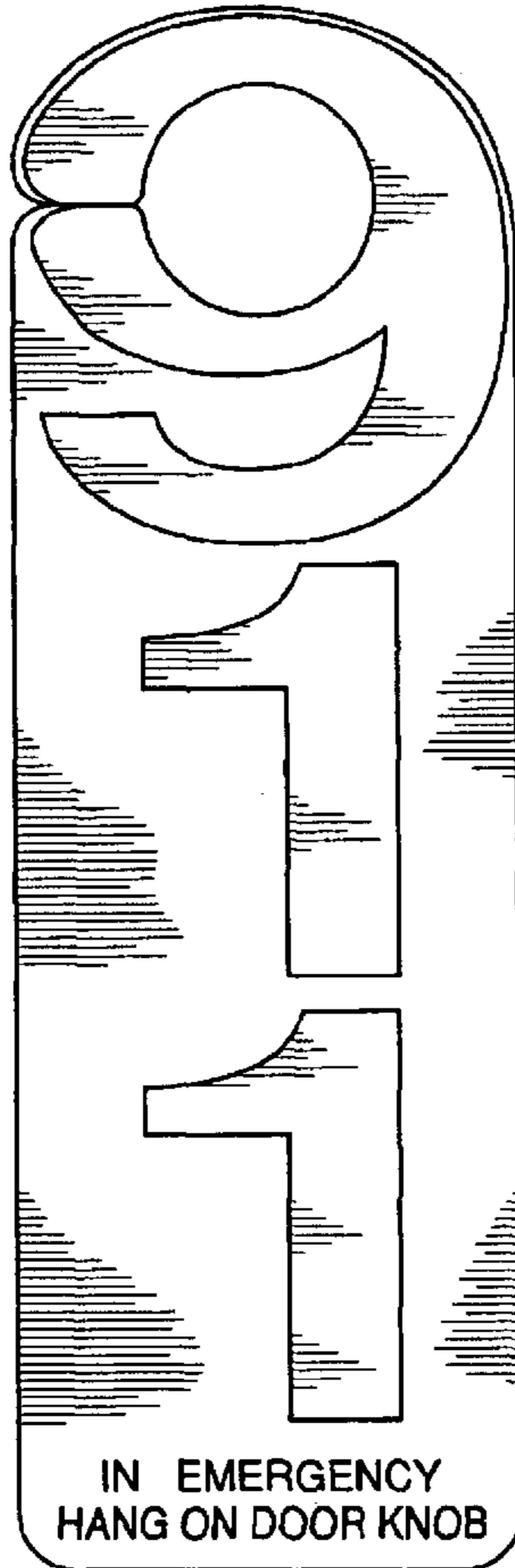
(56) **References Cited**

U.S. PATENT DOCUMENTS

D25,243 S	*	3/1896	Casselberry	D1/114
3,381,394 A	*	5/1968	Munro	434/193
5,406,463 A	*	4/1995	Schexnayder, Sr.	362/34
D390,882 S	*	2/1998	Ho	D20/42
D394,882 S	*	6/1998	Ho	D20/42
D408,449 S	*	4/1999	Ho	D19/52
D408,855 S	*	4/1999	Ho	D19/52

FIG. 1 is a front elevation view of an emergency sign of the invention.
FIG. 2 is a back view of the emergency sign depicted in FIG. 1.
FIG. 3 is a top view of the emergency sign depicted in FIG. 1.
FIG. 4 is a bottom view of the emergency sign depicted in FIG. 1.
FIG. 5 is a left side view of the emergency sign depicted in FIG. 1; and,
FIG. 6 is a right side view of the emergency sign depicted in FIG. 1.

1 Claim, 2 Drawing Sheets



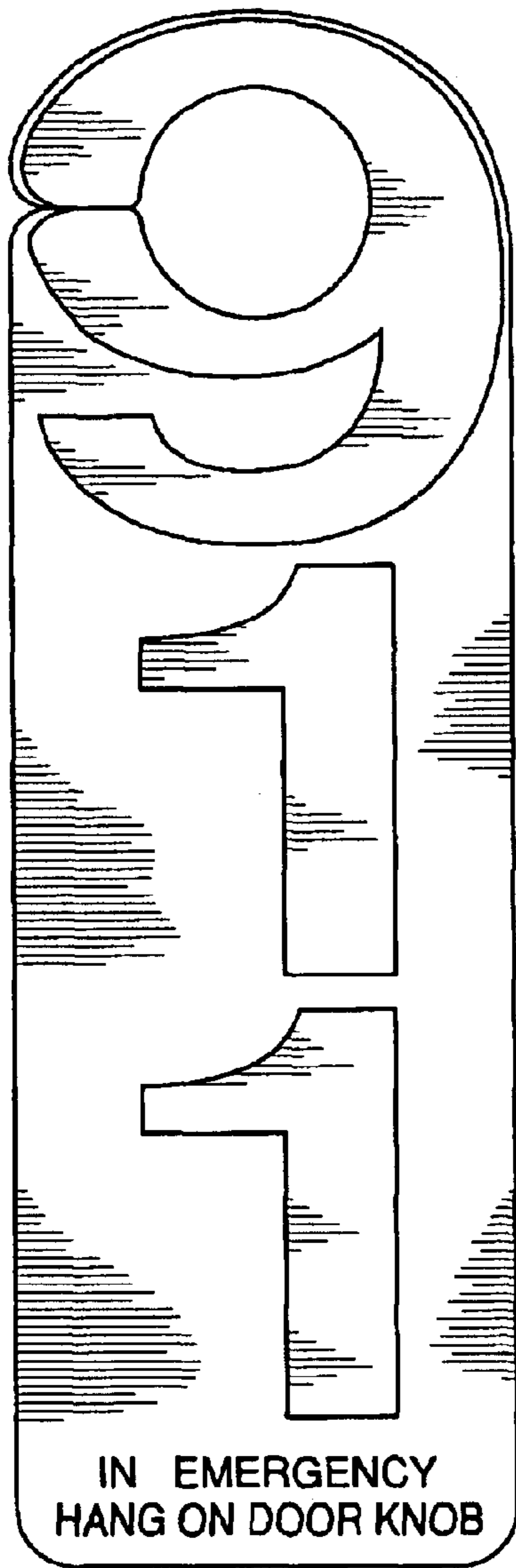


FIG. 1




FIG. 2

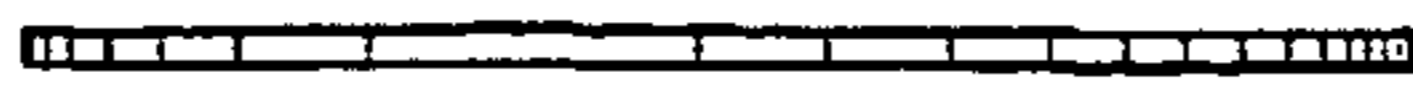


FIG. 3



FIG. 4



FIG. 5



FIG. 6