



US00D489765S

(12) **United States Design Patent**
Schaller

(10) **Patent No.:** **US D489,765 S**

(45) **Date of Patent:** **** May 11, 2004**

(54) **POLITICAL CAMPAIGN SIGN**

DESCRIPTION

(76) Inventor: **Frank Howard Schaller**, 24 Avon Cir.,
Needham, MA (US) 02494

(**) Term: **14 Years**

(21) Appl. No.: **29/186,610**

(22) Filed: **Jul. 18, 2003**

(51) **LOC (7) Cl.** **20-03**

(52) **U.S. Cl.** **D20/10**

(58) **Field of Search** D20/10, 13, 15,
D20/17, 22, 27, 28-29, 39-42, 99; D12/193;
40/299.01, 330, 549, 584, 591-593, 606.18,
606.19, 607.13, 611.05, 612, 624, 642.01,
651; 362/812

A first embodiment of the claimed political campaign sign, being made from flat, thin sheet material, for viewing from one direction, is used to indicate the political independence of the exhibitor of the political campaign sign, and the support of the exhibitor for the political candidate or candidates whose name or names are displayed on the political campaign sign.

A second embodiment of the claimed political campaign sign, being made from flat, thin sheet material, for viewing from two directions, is used to indicate the political independence of the exhibitor of the political campaign sign, and the support of the exhibitor for the political candidate or candidates whose name or names are displayed on the political campaign sign.

FIG. 1 is a front elevational view of first and second embodiments of a political campaign sign showing my new design, the rear elevational view of the second embodiment being identical to the view shown in this figure; and,

FIG. 2 is a rear elevational view of the first embodiment of a political campaign sign showing my new design.

The broken line showings in FIG. 1 represent unclaimed environmental structure which is shown for illustrative purposes, and forms no part of the claimed design. The political campaign signs shown in FIG. 1 and FIG. 2 are thin and flat, and the corresponding right elevational views, left elevational views, top plan views, and bottom plan views are straight lines which, for brevity, are not shown.

(56) **References Cited**

U.S. PATENT DOCUMENTS

D267,888 S	*	2/1983	Williams	D20/11
D333,320 S	*	2/1993	Chick	D20/11
5,682,696 A	*	11/1997	Gill	40/607.03
5,878,517 A	*	3/1999	Gill	40/607.03
D471,239 S		3/2003	Schaller		

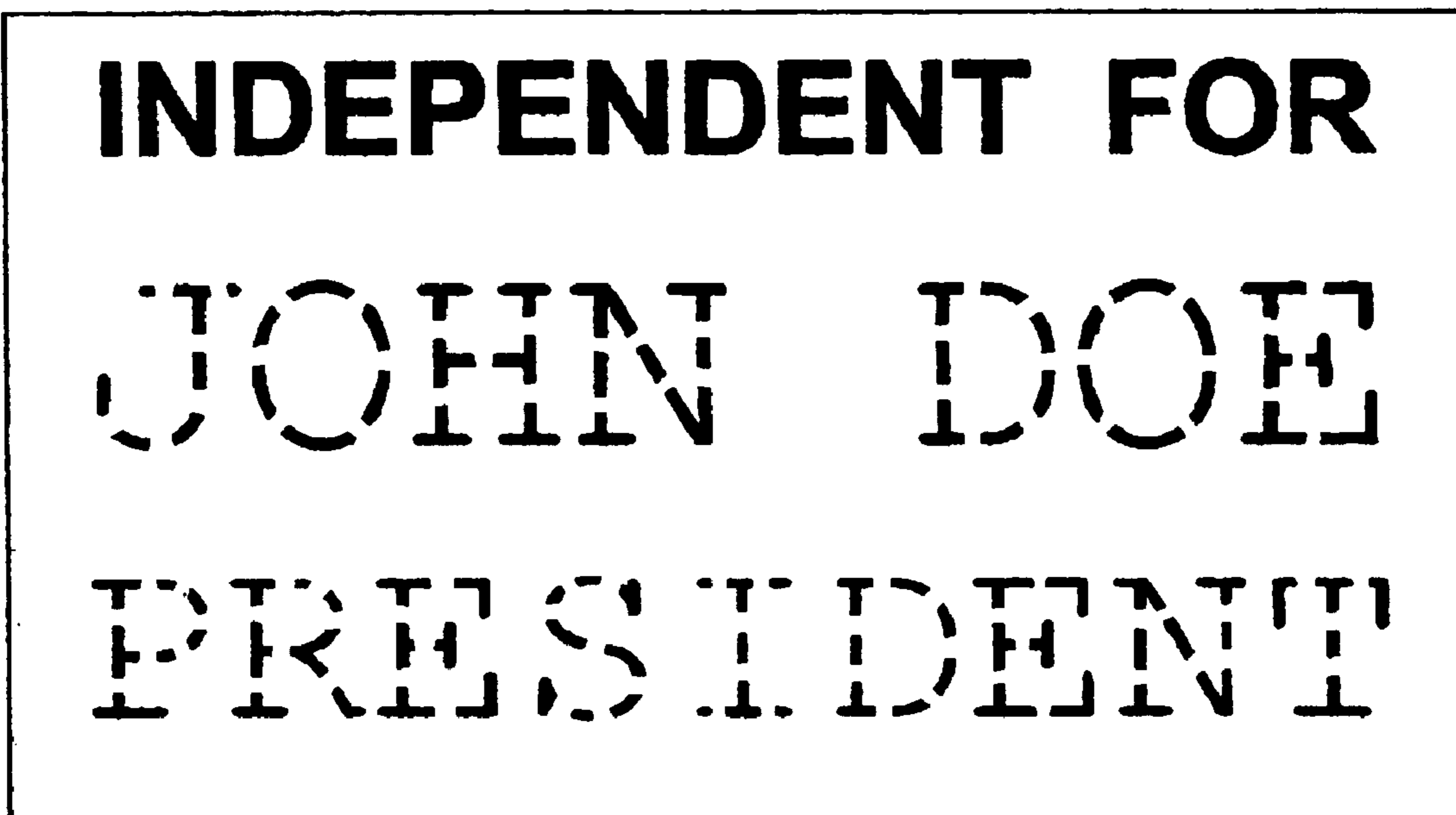
* cited by examiner

Primary Examiner—Robert M. Spear
(74) *Attorney, Agent, or Firm*—Frank H. Schaller

(57) **CLAIM**

The ornamental design for a political campaign sign, as shown and described.

1 Claim, 1 Drawing Sheet



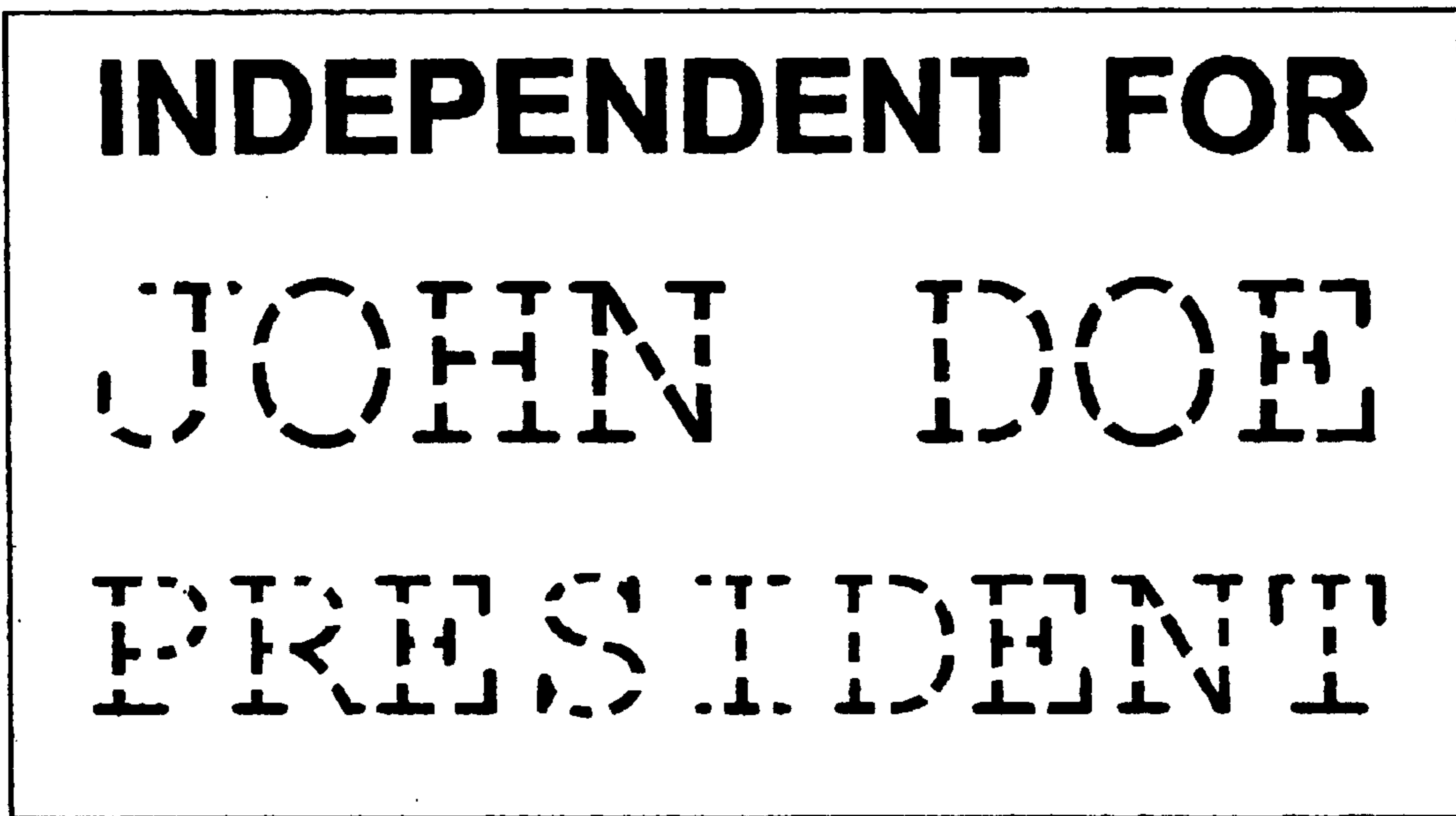


Fig. 1




Fig. 2