



US00D489764S

(12) **United States Design Patent** (10) **Patent No.:** **US D489,764 S**
Richardson et al. (45) **Date of Patent:** **** May 11, 2004**

(54) **VISOR CLIP PEN CADDY**

(75) Inventors: **David Richardson**, Travelers Rest, SC (US); **Trish Richardson**, Travelers Rest, SC (US); **John van Erkel**, Greer, SC (US); **Scott Phipps**, Marietta, SC (US)

(73) Assignee: **Ultra-Pak, Inc.**, Greer, SC (US)

(**) Term: **14 Years**

(21) Appl. No.: **29/180,650**

(22) Filed: **Apr. 25, 2003**

(51) **LOC (7) Cl.** **19-06**

(52) **U.S. Cl.** **D19/85; D12/417**

(58) **Field of Search** D19/35, 36, 81, D19/83, 84, 85; D12/417, 191; 224/312; 211/69.1-69.9; 206/214, 224, 371; 401/52, 195

(56) **References Cited**

U.S. PATENT DOCUMENTS

- 482,631 A * 9/1892 Fox 24/3.5
- 1,110,518 A * 9/1914 Werner 24/11 CT
- 2,365,802 A * 12/1944 Browse 24/11 CT X
- 2,553,346 A * 5/1951 Wing 24/11 CT
- D179,263 S * 11/1956 Pellet et al. D12/417

- 3,597,802 A * 8/1971 White 24/11 CF
- D294,660 S * 3/1988 Strongwater D19/81 X
- D310,167 S * 8/1990 Reber, II D8/395
- D397,148 S * 8/1998 Luntz D19/36
- D479,502 S * 9/2003 Gagnon D12/417
- 6,658,702 B1 * 12/2003 Tucherman 211/69.1 X

* cited by examiner

Primary Examiner—Martie K. Holtje
(74) *Attorney, Agent, or Firm*—McNair Law Firm, P.A.; William D. Lee, Jr.

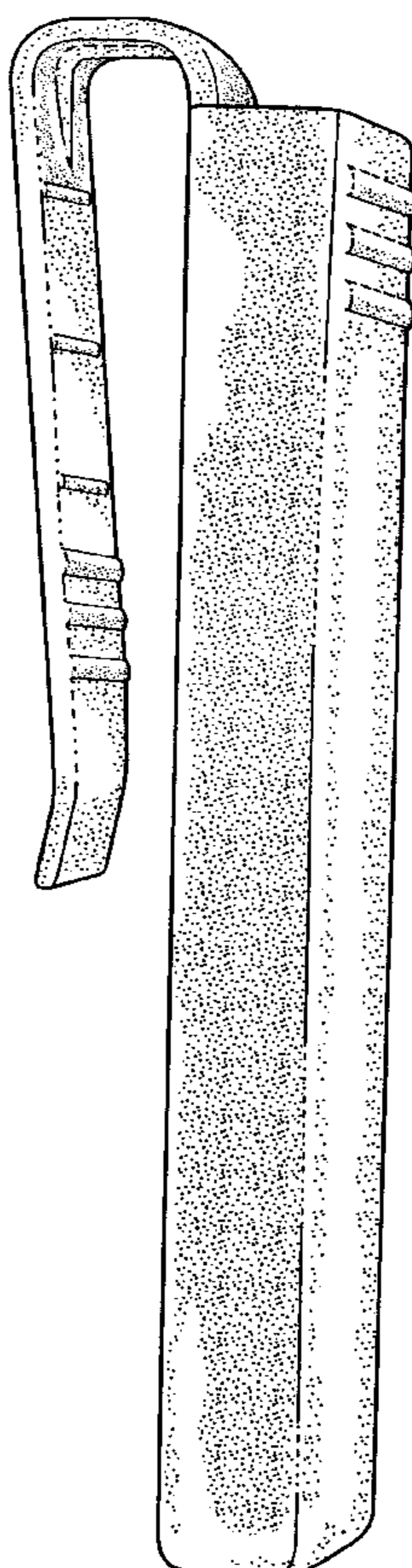
(57) **CLAIM**

The ornamental design for a visor clip pen caddy, as shown and described.

DESCRIPTION

FIG. 1 is a perspective view of the visor clip pen caddy showing our new design from the front left side with the clip opened showing the ribs on the clip;
 FIG. 2 is a perspective view from the left rear of our new design;
 FIG. 3 is a front elevational view of our new design;
 FIG. 4 is a right side elevational view of our design;
 FIG. 5 is a rear elevational view showing the new design;
 FIG. 6 is a top plan view of our new design; and,
 FIG. 7 is a bottom plan view of our new design.

1 Claim, 3 Drawing Sheets



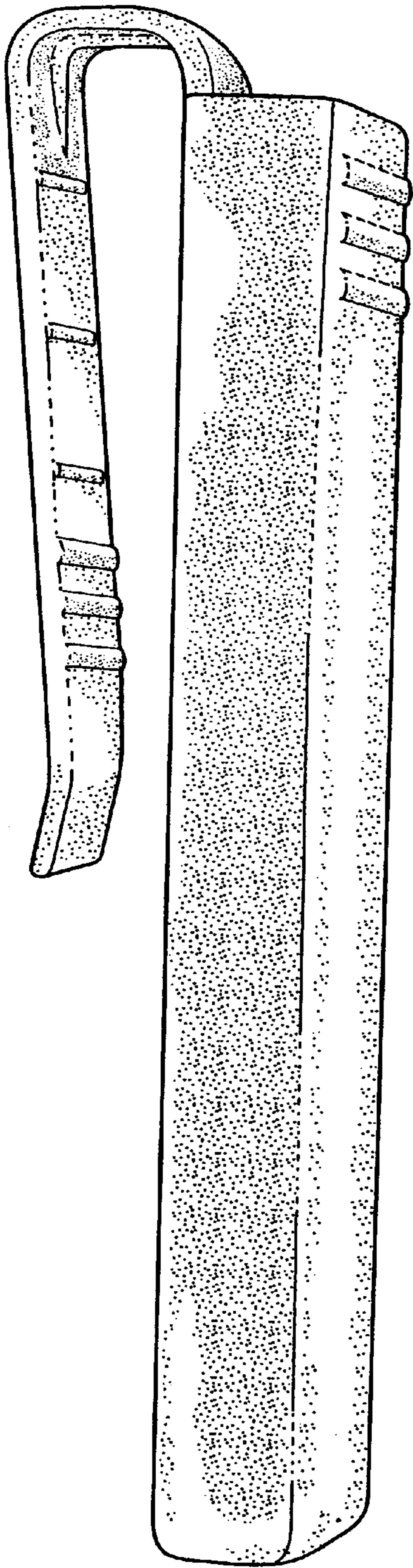


Fig. 1

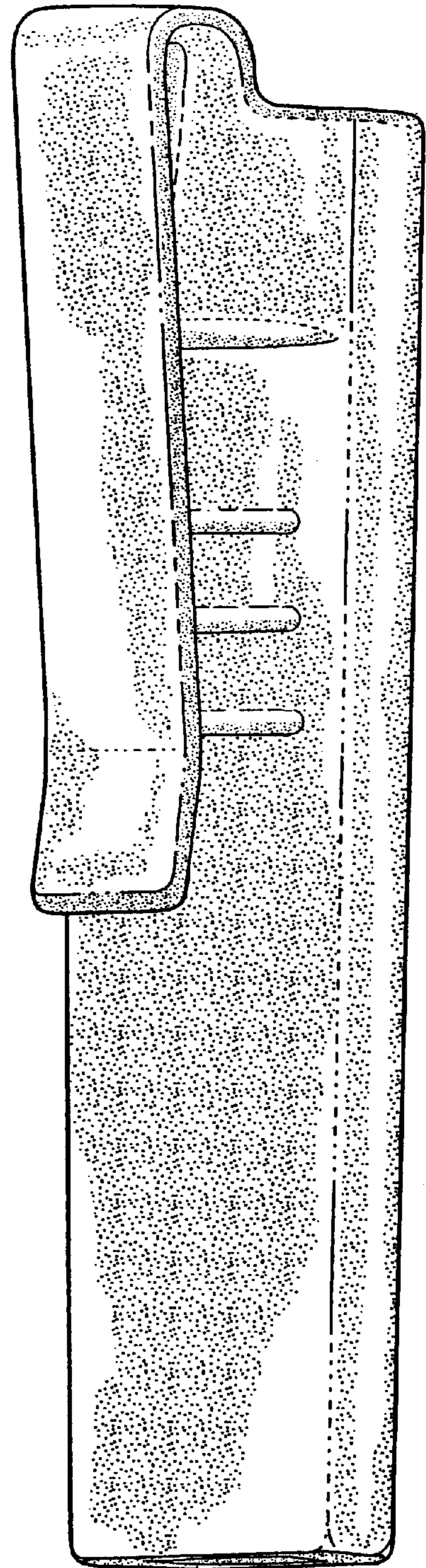


Fig. 2




Fig. 3

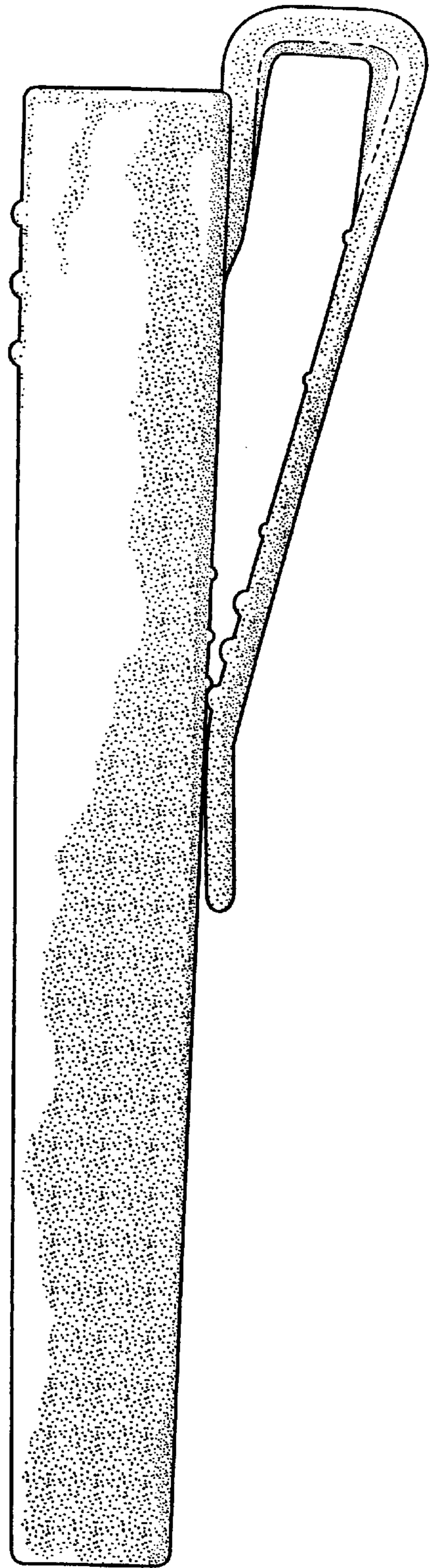


Fig. 4

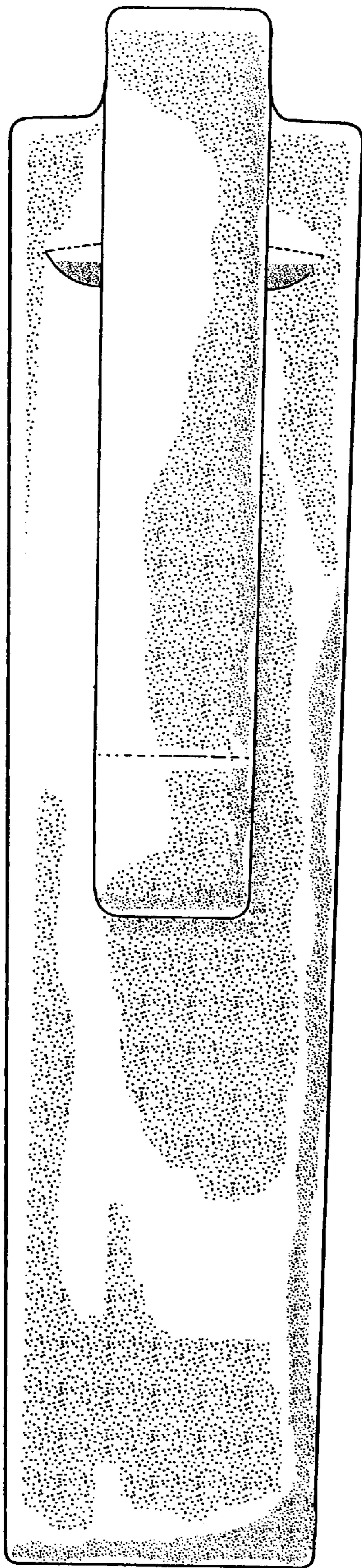


Fig. 5

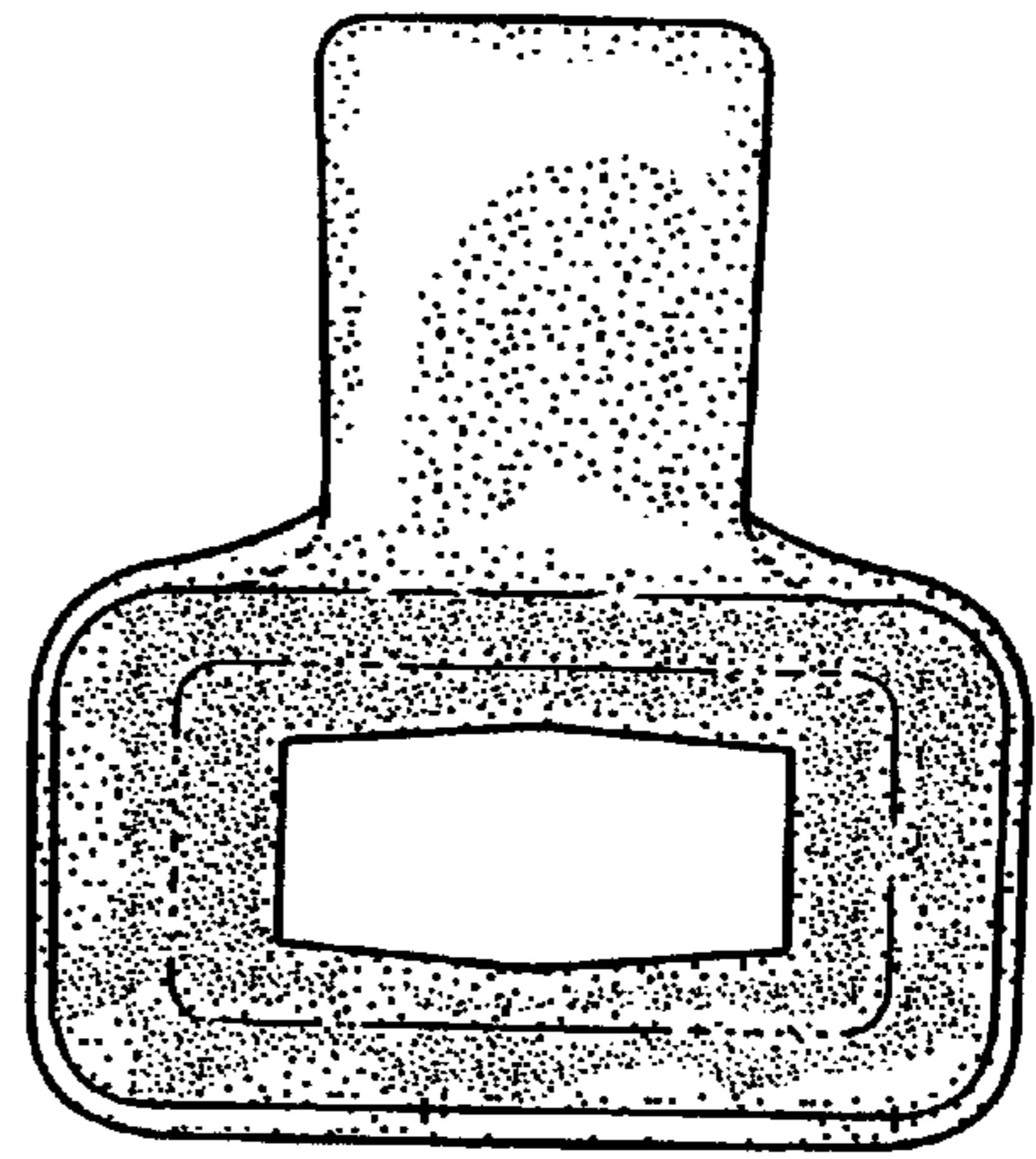


Fig. 6

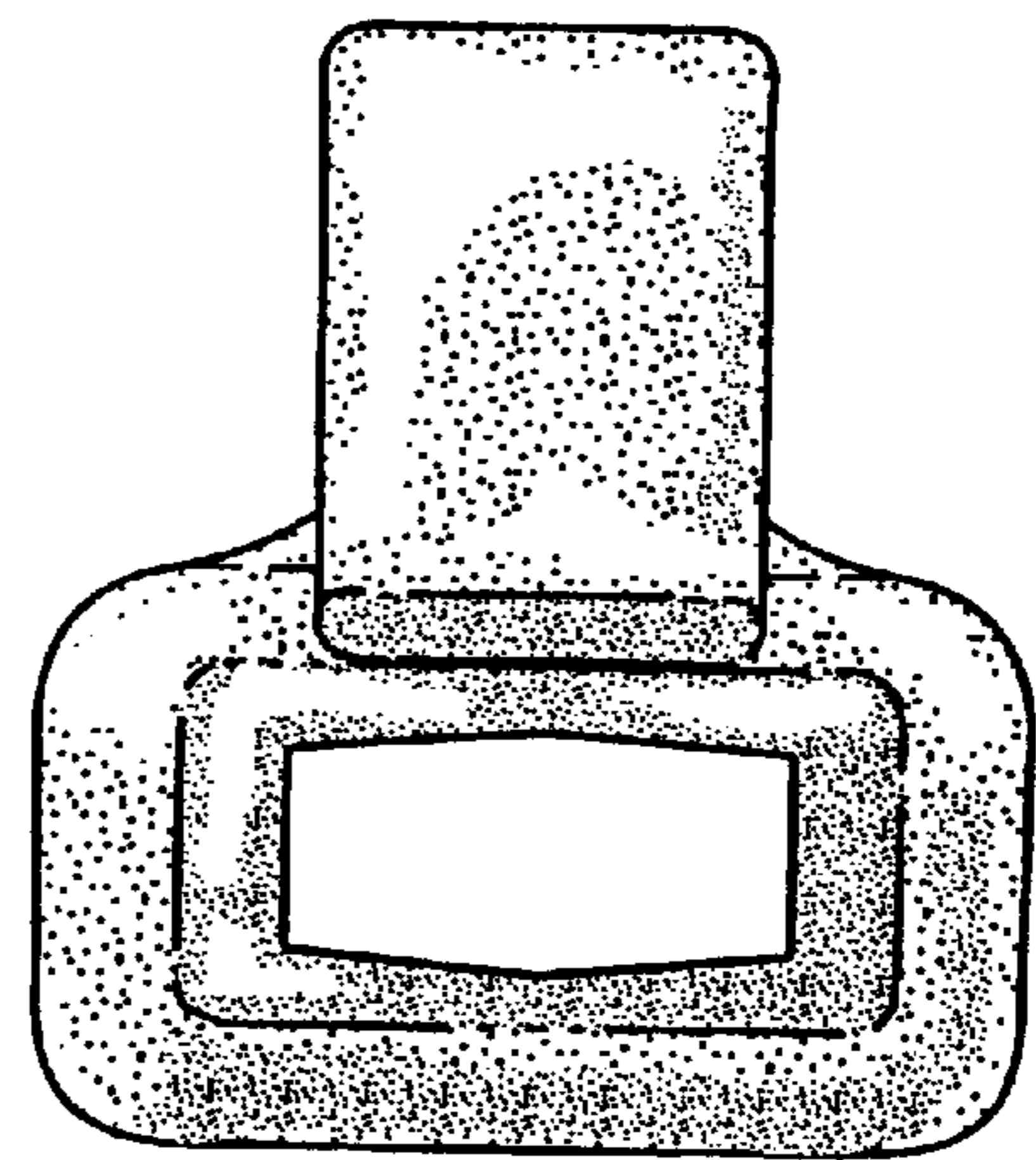


Fig. 7