



US00D489762S

(12) **United States Design Patent**
Qiu

(10) **Patent No.:** **US D489,762 S**

(45) **Date of Patent:** **** May 11, 2004**

(54) **PEN**

(75) **Inventor:** **Zhiming Qiu**, Ningbo (CN)

(73) **Assignee:** **Ningbo Beifa Group Co., Ltd.**, Ningbo (CN)

(**) **Term:** **14 Years**

(21) **Appl. No.:** **29/188,922**

(22) **Filed:** **Aug. 26, 2003**

(30) **Foreign Application Priority Data**

May 20, 2003 (CN) 03 3 48628

(51) **LOC (7) Cl.** **19-06**

(52) **U.S. Cl.** **D19/51; D19/56**

(58) **Field of Search** D19/35, 36, 41-51,
D19/53-58, 81-85; 401/99-102, 103-106,
107-117, 202, 209, 213, 262; 24/11 R,
10 R, 11 F, 11 PP

(56) **References Cited**

U.S. PATENT DOCUMENTS

2,881,736 A * 4/1959 Zepelovitch 401/104

D431,455 S * 10/2000 Mansau D19/49 X

D453,792 S * 2/2002 Tung D19/43

D456,042 S * 4/2002 Versace D19/50

D474,808 S * 5/2003 Chen D19/43

D480,421 S * 10/2003 Hui D19/50 X

* cited by examiner

Primary Examiner—Martie K. Holtje

(74) *Attorney, Agent, or Firm*—Christensen O'Connor Johnson Kindness PLLC

(57) **CLAIM**

The ornamental design for a pen, as shown and described.

DESCRIPTION

FIG. 1 is a front right perspective view of a pen showing my new design;

FIG. 2 is a rear right perspective view thereof;

FIG. 3 is a rear elevation view thereof;

FIG. 4 is a bottom plan view thereof;

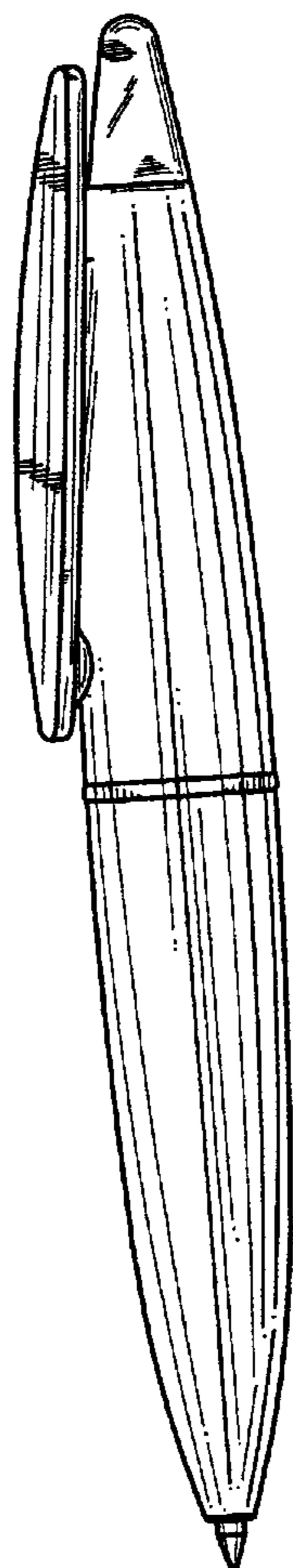
FIG. 5 is a right elevation view thereof;

FIG. 6 is a front elevation view thereof;

FIG. 7 is a top plan view thereof; and,

FIG. 8 is a left elevation view thereof.

1 Claim, 3 Drawing Sheets



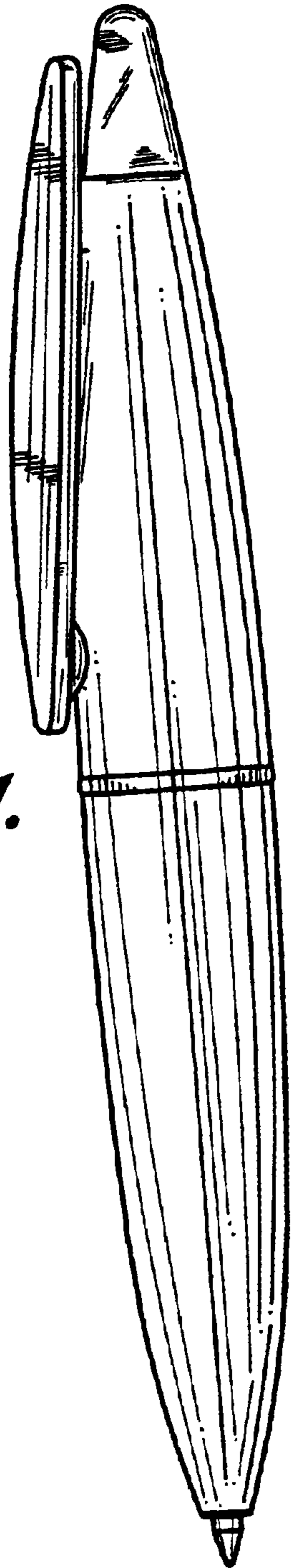


Fig. 1.




Fig. 2.

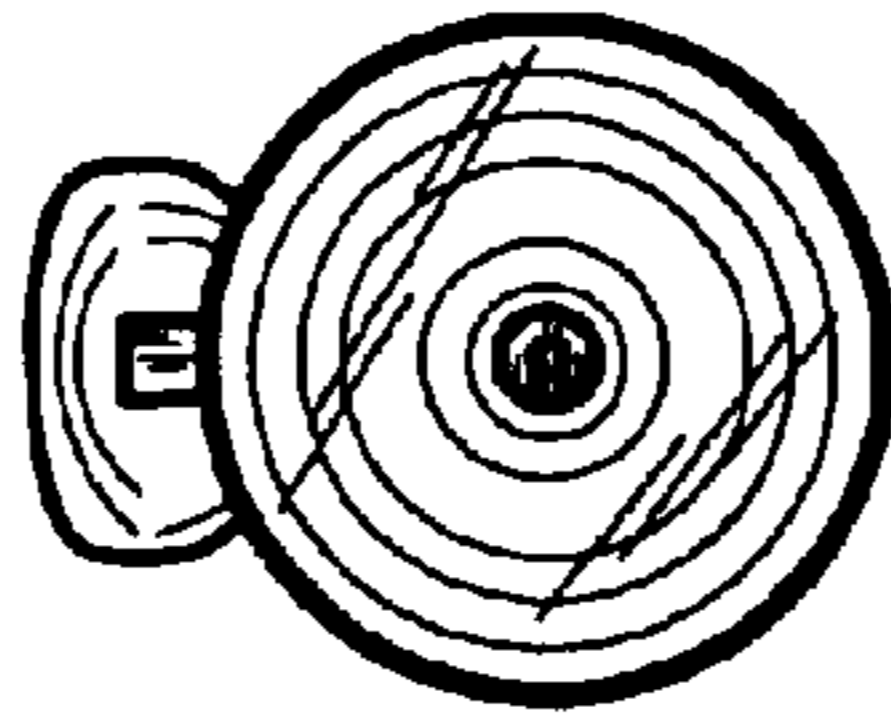


Fig. 4.

Fig. 3.

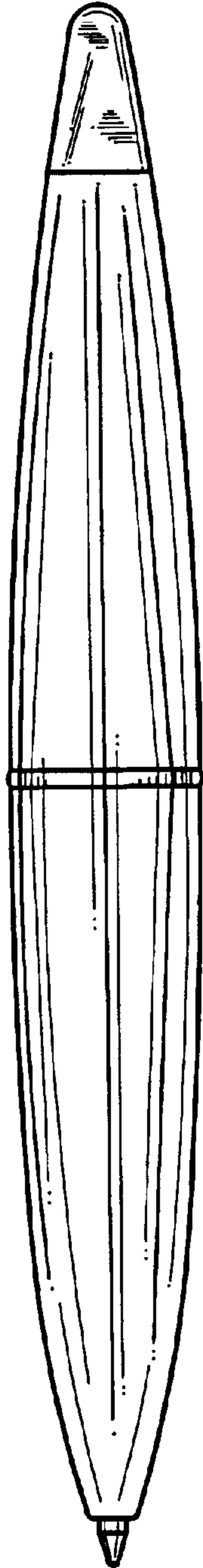
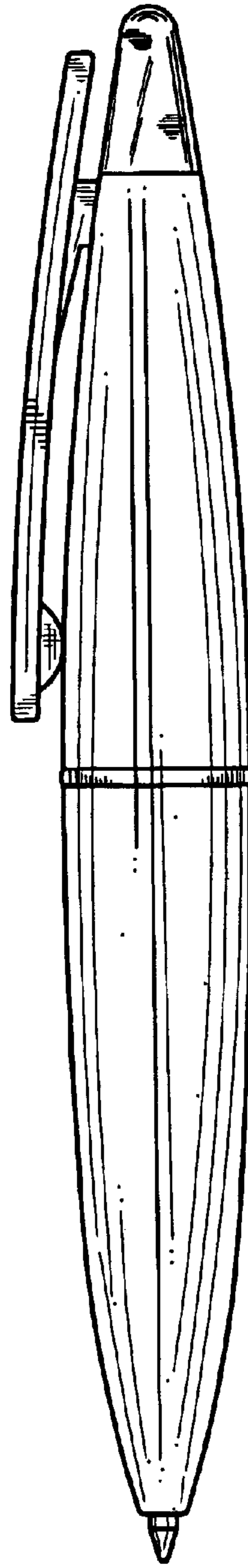


Fig. 5.



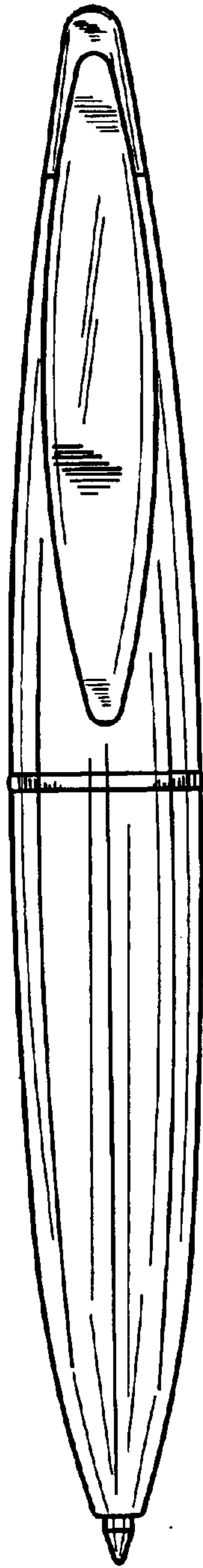


Fig. 6.




Fig. 8.

Fig. 7.

