



US00D489740S

(12) **United States Design Patent**
Okugawa

(10) **Patent No.:** **US D489,740 S**

(45) **Date of Patent:** **** May 11, 2004**

(54) **ELECTROSTATIC CHUCK**

(75) Inventor: **Keisuke Okugawa, Aichi (JP)**

(73) Assignee: **NGK Spark Plug Co., Ltd., Aichi (JP)**

(**) Term: **14 Years**

(21) Appl. No.: **29/183,948**

(22) Filed: **Jun. 20, 2003**

(30) **Foreign Application Priority Data**

Dec. 20, 2002 (JP) 2002-035562

(51) **LOC (7) Cl.** **15-09**

(52) **U.S. Cl.** **D15/140**

(58) **Field of Search** D15/140; 361/230,
361/233, 234, 235; 279/128; D13/199;
269/8, 903

(56) **References Cited**

U.S. PATENT DOCUMENTS

- 5,535,090 A * 7/1996 Sherman D61/234
- 5,656,093 A * 8/1997 Burkhart et al. 118/728
- 5,825,607 A * 10/1998 Burkhart 361/234
- 5,838,528 A * 11/1998 Os et al. 361/234
- D406,852 S * 3/1999 Burkhart et al. D15/140

D407,073 S * 3/1999 Burkhart et al. D13/199

D420,022 S * 2/2000 Burkhart et al. D15/140

D420,023 S * 2/2000 Flanigan et al. D15/140

D425,919 S * 5/2000 Burkhart et al. D15/140

6,081,414 A * 6/2000 Flanigan et al. 361/234

* cited by examiner

Primary Examiner—Lucy Lieberman

(74) *Attorney, Agent, or Firm*—Sughrue Mion, PLLC

(57) **CLAIM**

The ornamental design for a electrostatic chuck, as shown and described.

DESCRIPTION

FIG. 1 is a perspective view of the top, front and right side of an electrostatic chuck showing my new design;
 FIG. 2 is a front elevational view thereof, the rear elevational view being a mirror image thereof;
 FIG. 3 is a right side elevational view thereof;
 FIG. 4 is a left side elevational view thereof;
 FIG. 5 is a top plan view thereof;
 FIG. 6 is a bottom plan view thereof; and,
 FIG. 7 is a sectional view taking along the line 7—7 in FIG. 5.

1 Claim, 3 Drawing Sheets

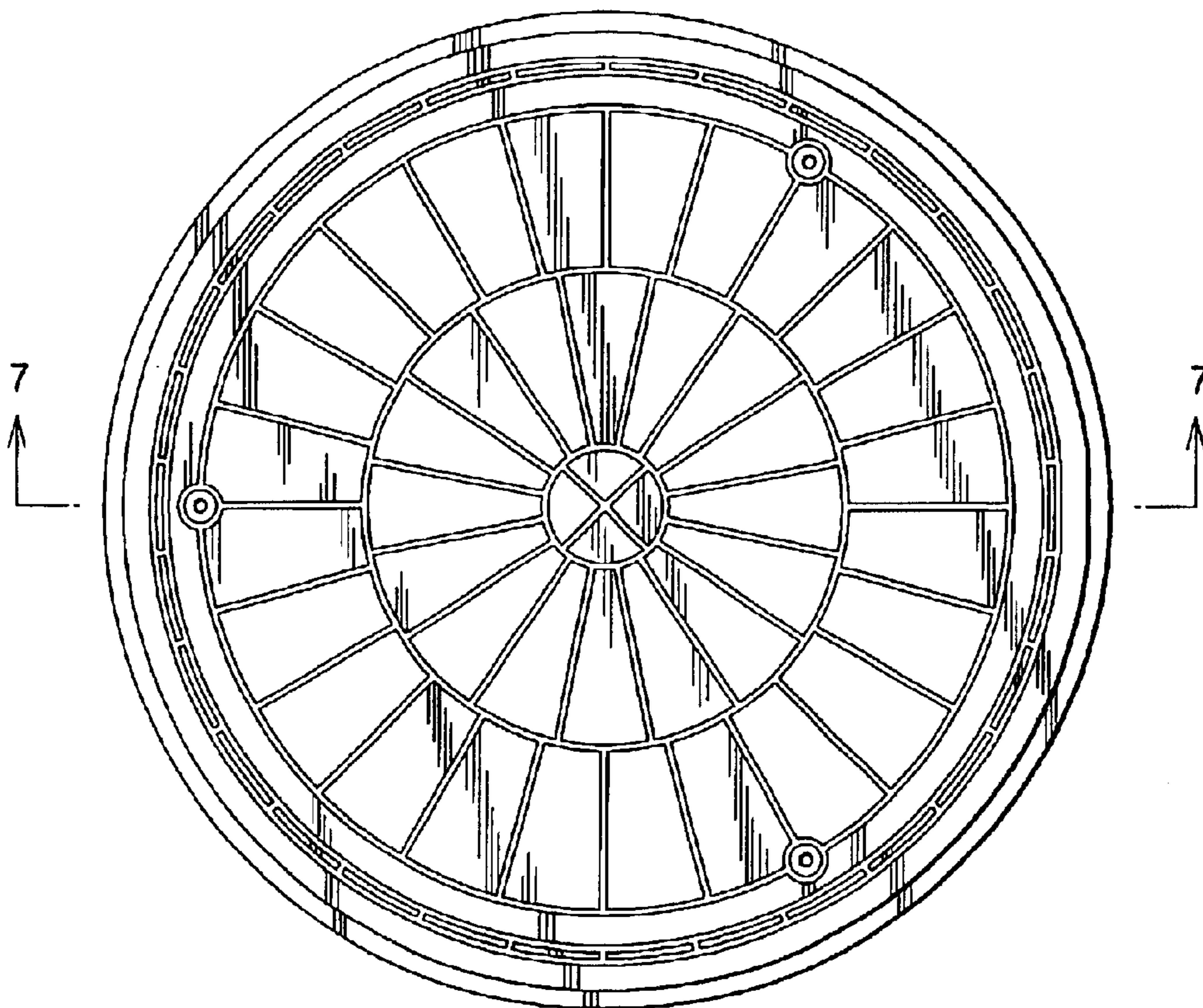


FIG.1

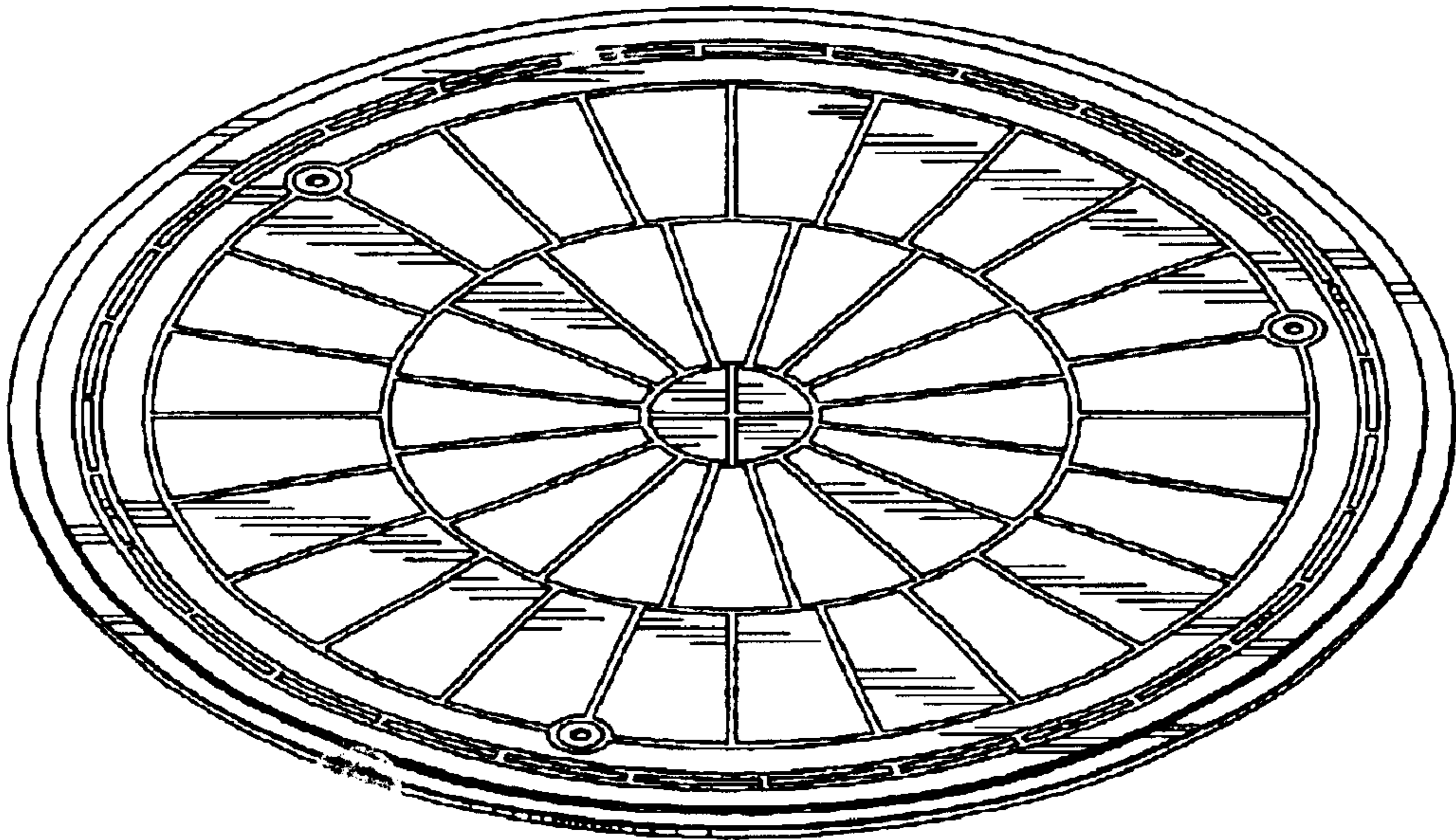


FIG.2




FIG.3



FIG.4




FIG.5




FIG.6

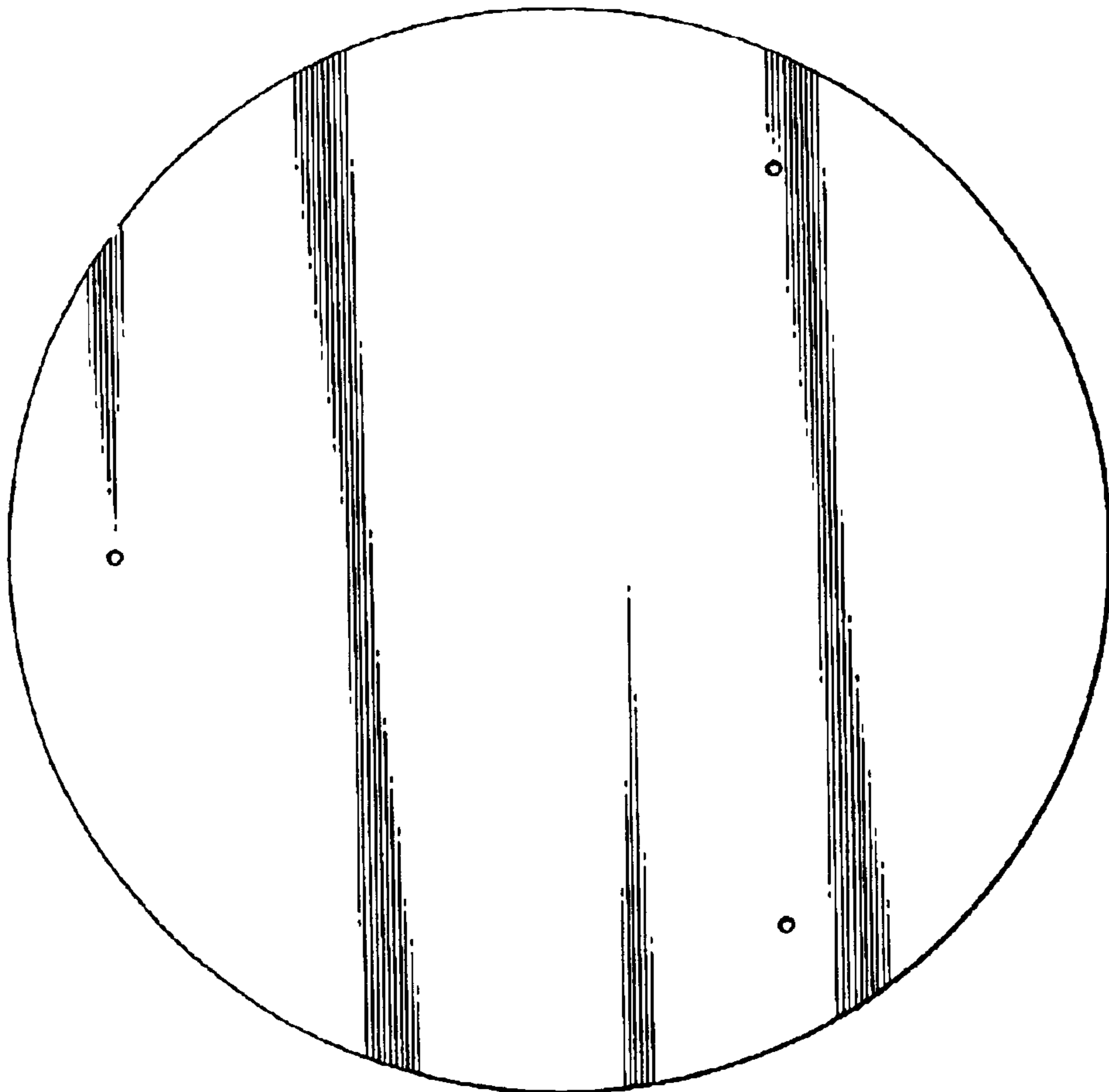


FIG.7

