



US00D489711S

(12) **United States Design Patent**
James et al.

(10) **Patent No.:** **US D489,711 S**

(45) **Date of Patent:** **** May 11, 2004**

(54) **REMOTE CONTROL**

(75) Inventors: **Nicholas James**, Wallington (GB);
Robin Crossley, Ascot (GB); **David Holliday**, Broxbourne (GB)

(73) Assignee: **British Sky Broadcasting Ltd.**,
Middlesex (GB)

(**) Term: **14 Years**

(21) Appl. No.: **29/180,516**

(22) Filed: **Apr. 25, 2003**

Related U.S. Application Data

(63) Continuation of application No. 29/145,139, filed on Jul. 18, 2001, now abandoned.

(51) **LOC (7) Cl.** **14-03**

(52) **U.S. Cl.** **D14/218**

(58) **Field of Search** D14/174, 217,
D14/218, 137-139, 151, 191-193, 124,
299, 167, 168; D13/168, 162-164; D21/512-517,
566; D10/104, 106; 455/352-355, 151.1-151.4;
348/114, 734

(56) **References Cited**

U.S. PATENT DOCUMENTS

D363,486 S * 10/1995 Shinohara et al. D14/218

D373,588 S * 9/1996 Bowen, Jr. et al. D14/218
D377,797 S * 2/1997 Stropkay et al. D14/218
D387,352 S * 12/1997 Kaneko et al. D14/218
D393,628 S * 4/1998 Ledbetter et al. D13/168
5,973,757 A * 10/1999 Aubuchon et al. D14/218
D417,670 S * 12/1999 Capps et al. D14/218
D417,673 S * 12/1999 Choi D14/248
D434,409 S * 11/2000 Clapper D14/218

* cited by examiner

Primary Examiner—Louis S. Zarfes

Assistant Examiner—Deanne Levy

(74) *Attorney, Agent, or Firm*—Rothwell, Figg, Ernst & Manbeck

(57) **CLAIM**

The ornamental design for a remote control, as shown and described.

DESCRIPTION

FIG. 1 is a front perspective view of the remote control of our new design;

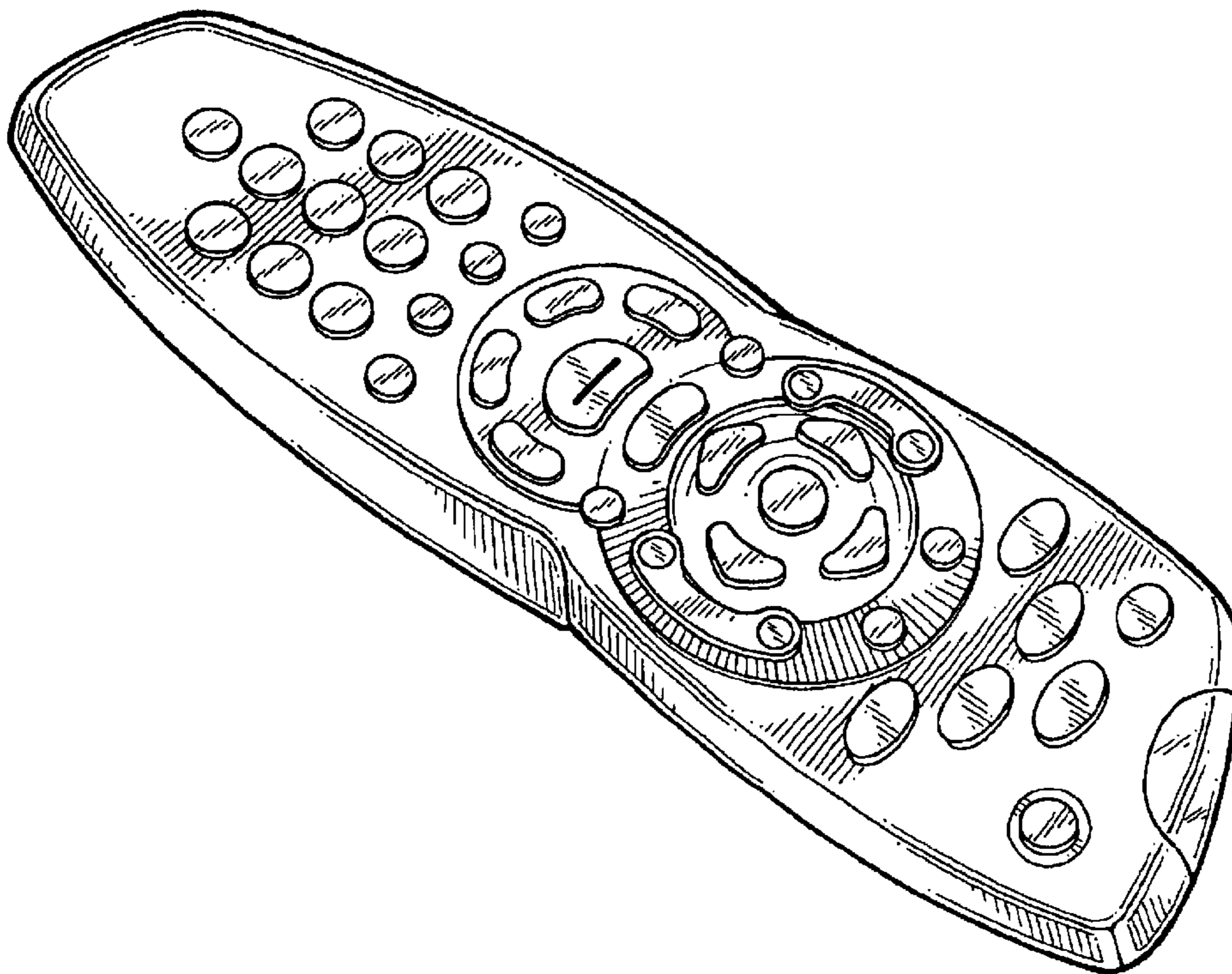
FIG. 2 is a front plan view thereof;

FIG. 3 is a rear plan view thereof;

FIG. 4 is a side elevation view of one side thereof; and,

FIG. 5 is a side elevation view of the second side thereof.

1 Claim, 4 Drawing Sheets



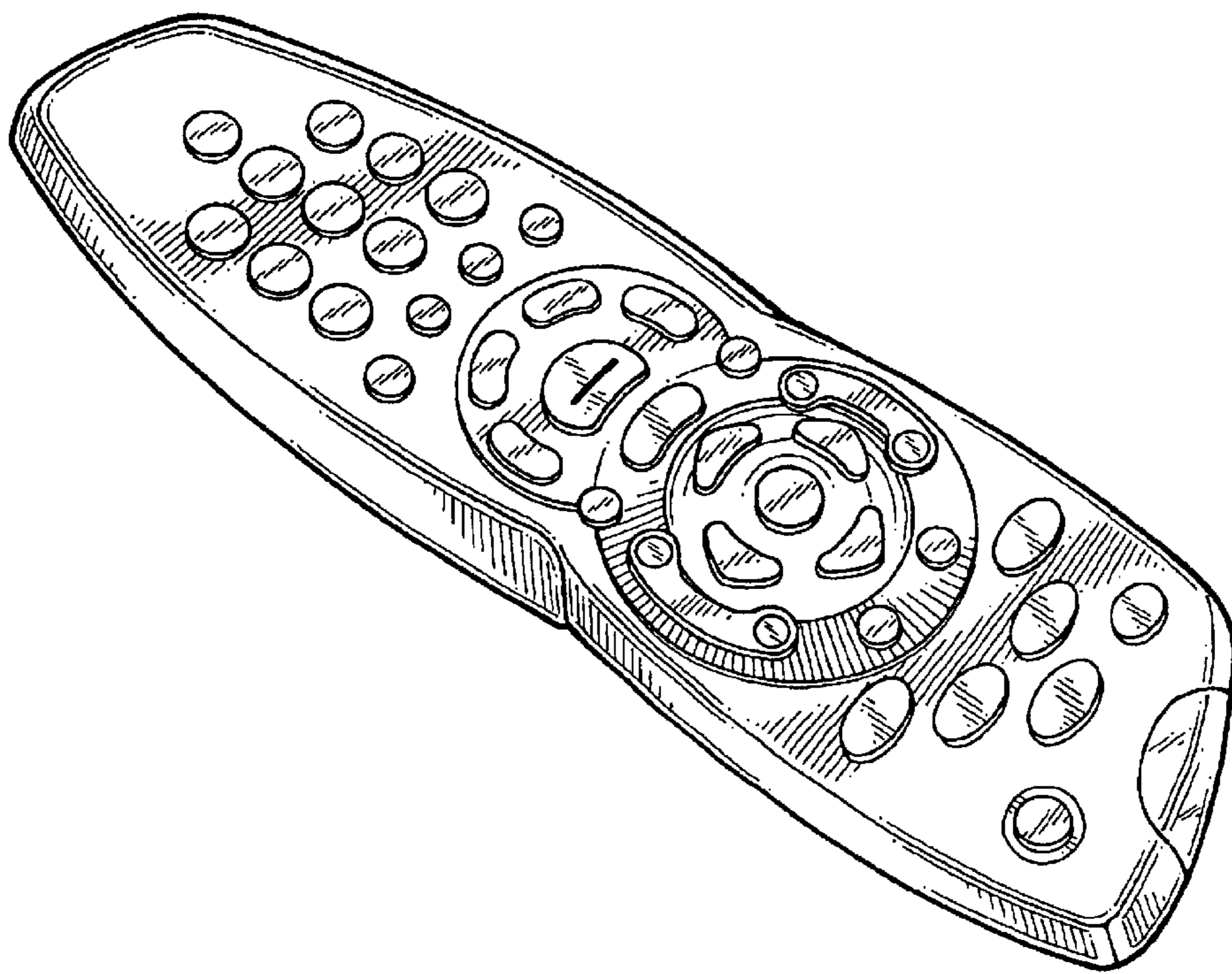


FIG. 1

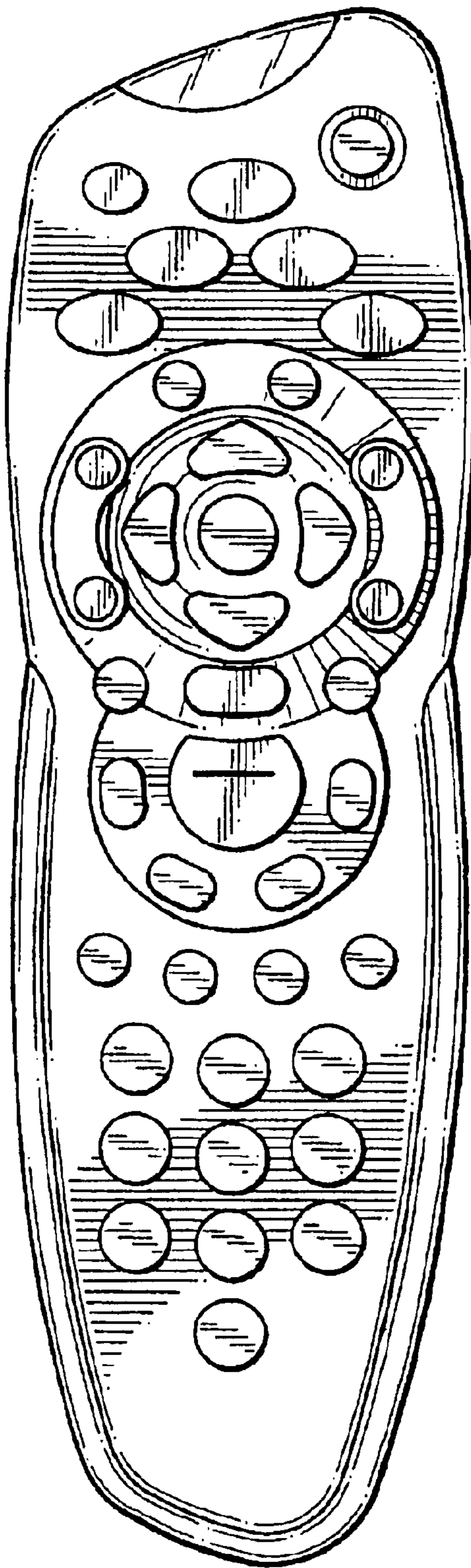


FIG. 2

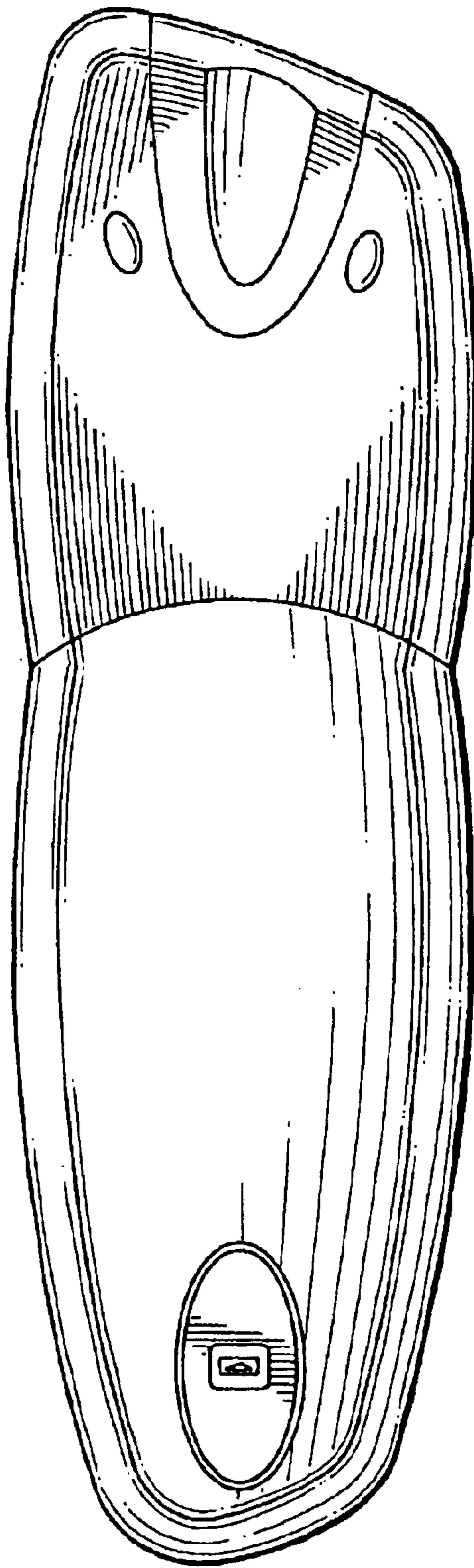


FIG. 3




FIG. 4

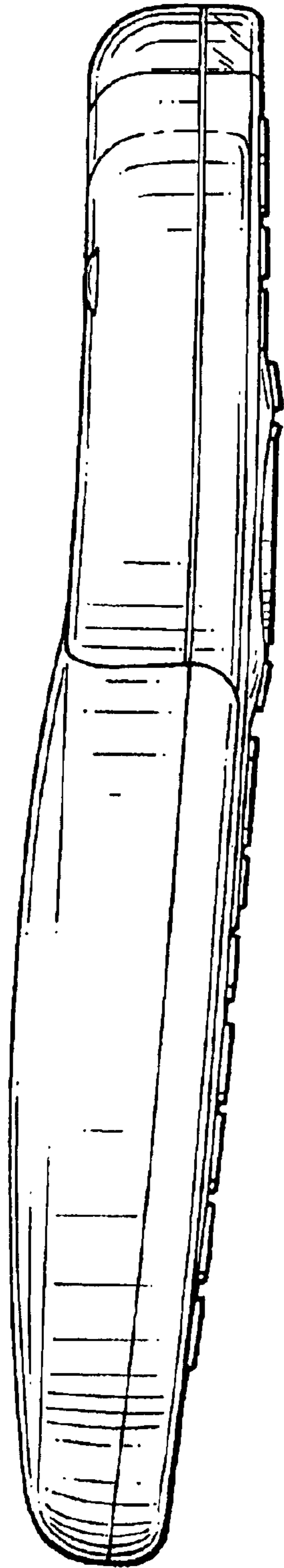


FIG. 5