



US00D489710S

(12) **United States Design Patent**  
**Corander**

(10) **Patent No.:** **US D489,710 S**

(45) **Date of Patent:** **\*\* May 11, 2004**

(54) **KEY ARRANGEMENT FOR A REMOTE CONTROL**

(75) Inventor: **Michael Corander**, Motala (SE)

(73) Assignee: **Nokia Corporation**, Espoo (FI)

(\*\*) Term: **14 Years**

(21) Appl. No.: **29/154,597**

(22) Filed: **Jan. 25, 2002**

(30) **Foreign Application Priority Data**

Jul. 27, 2001 (GB) ..... 2103541

(51) **LOC (7) Cl.** ..... **14-03**

(52) **U.S. Cl.** ..... **D14/218**

(58) **Field of Search** ..... D14/174, 217,  
D14/218, 137-139, 151, 191-193, 247,  
299, 167, 168; D13/168, 162-164; D21/512-517,  
566; D10/104, 106; 455/352-355, 151.1-151.4;  
348/114, 734

(56) **References Cited**

**U.S. PATENT DOCUMENTS**

D416,255 S \* 11/1999 Johansson et al. .... D14/144  
D421,992 S 3/2000 Phillips et al. .... D14/247  
D423,515 S 4/2000 Phillips et al. .... D14/247  
D425,057 S \* 5/2000 Finkbeiner ..... D14/138  
D428,401 S 7/2000 Curtis ..... D14/138

D429,240 S 8/2000 Curtis ..... D14/247  
D445,770 S \* 7/2001 Yang ..... D14/138  
D447,474 S 9/2001 Gartrell et al. .... D14/247  
D448,020 S \* 9/2001 Higashi et al. .... D14/247  
D450,046 S \* 11/2001 Chun ..... D14/138  
D450,671 S \* 11/2001 Langford et al. .... D14/138  
D464,342 S \* 10/2002 Lee ..... D14/247

**FOREIGN PATENT DOCUMENTS**

FI 20471 7/1999

\* cited by examiner

*Primary Examiner*—Louis S. Zarfes

*Assistant Examiner*—Deanne Levy

(74) *Attorney, Agent, or Firm*—Darby & Darby

(57) **CLAIM**

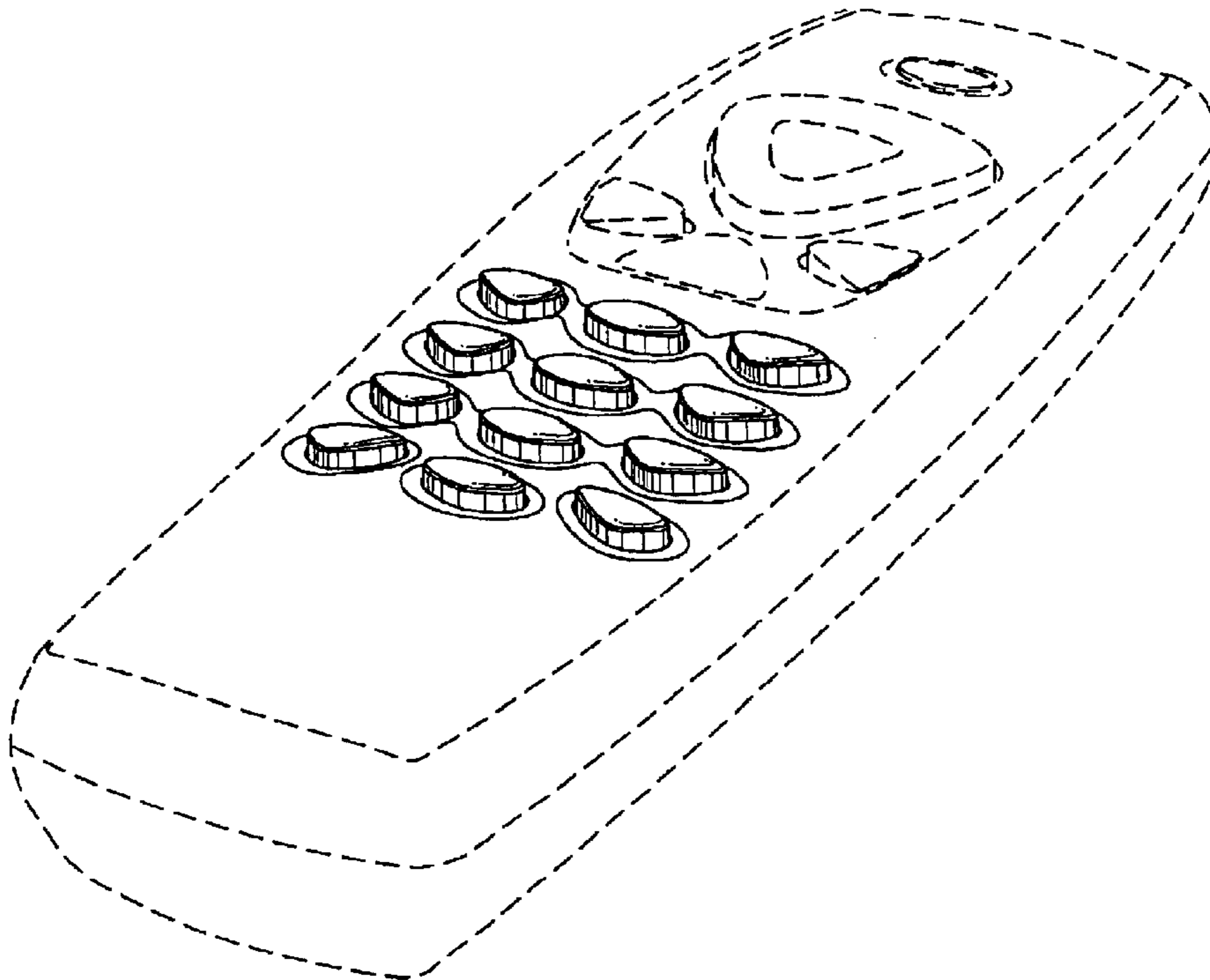
The ornamental design for a key arrangement for a remote control, as shown and described.

**DESCRIPTION**

FIG. 1 is a right side elevational view of a key arrangement for a remote control showing my new design, the left side elevational view being a mirror image thereof; FIG. 2 is a front elevational view thereof; and, FIG. 3 is a perspective view thereof as viewed from the front.

The dotted lines in the Figures do not form any part of the claimed design.

**1 Claim, 3 Drawing Sheets**



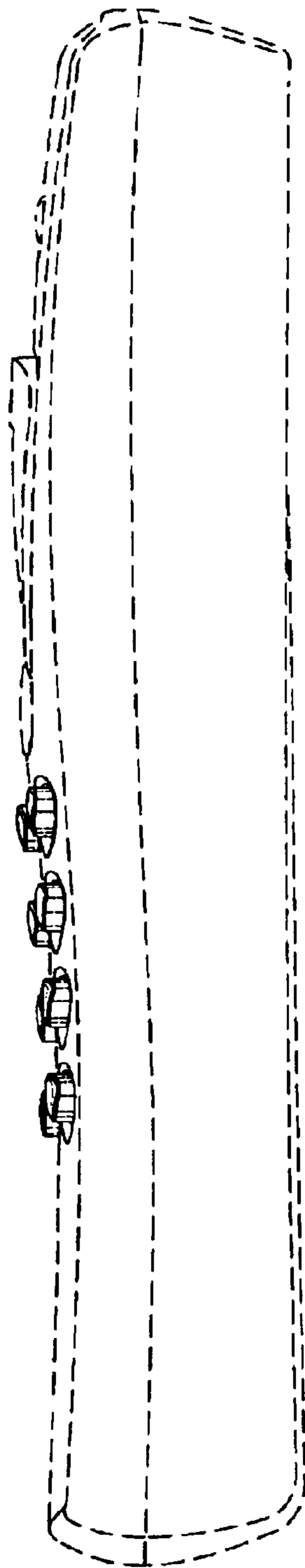


Fig. 1

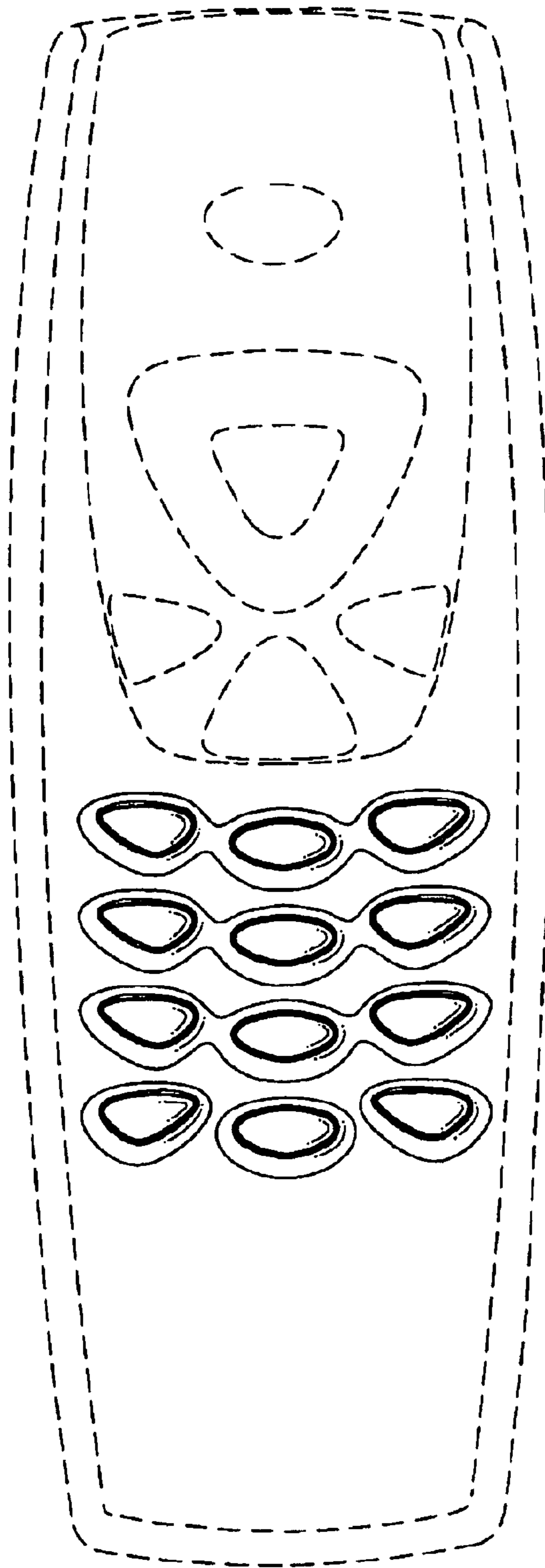


Fig. 2

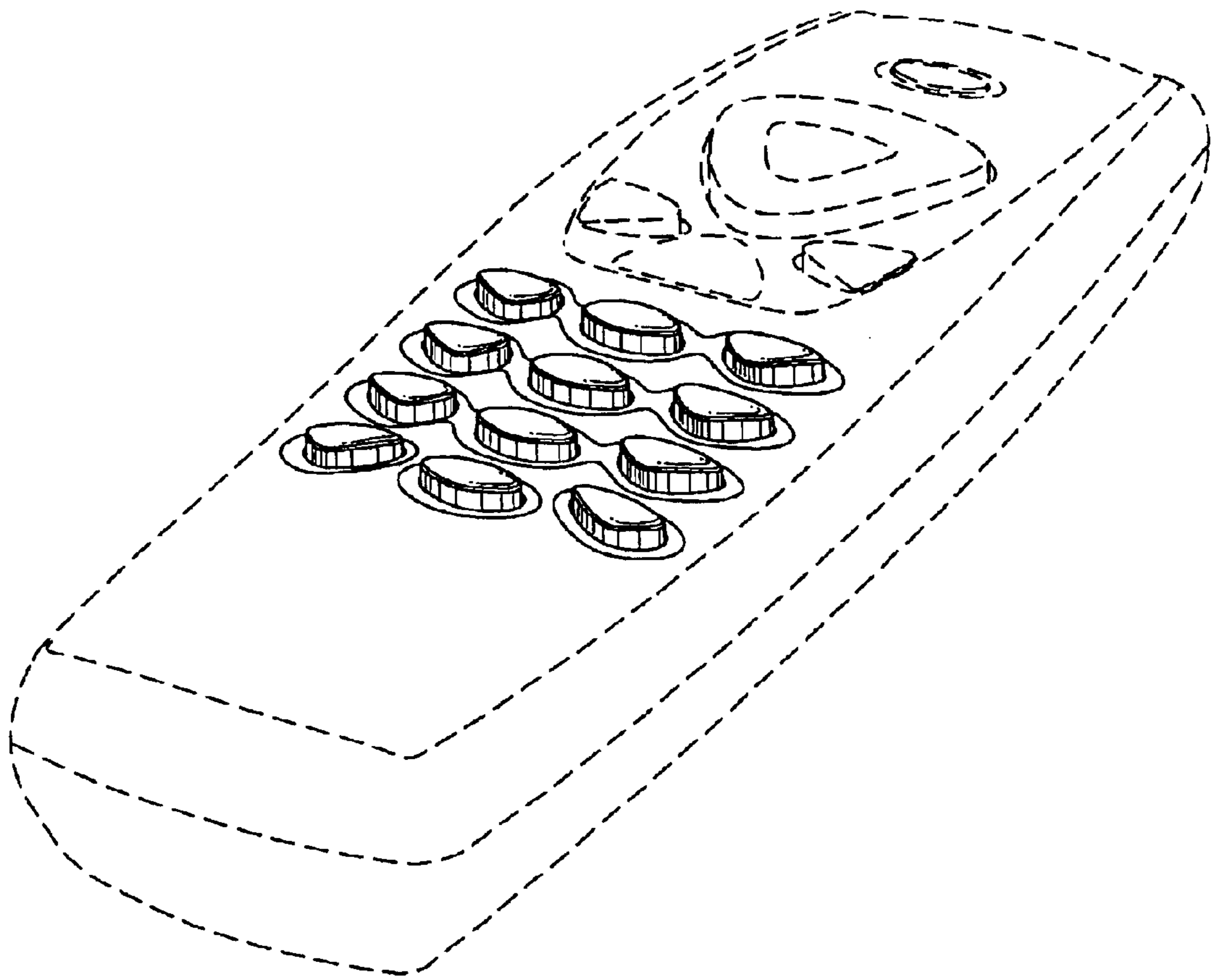


Fig. 3