



US00D489707S

(12) **United States Design Patent**
Kobayashi

(10) **Patent No.:** **US D489,707 S**

(45) **Date of Patent:** **** May 11, 2004**

(54) **SPEAKER**

6,127,935 A * 10/2000 Davidson et al. 340/691.5
D472,887 S * 4/2003 Right et al. D14/172

(75) Inventor: **Tomohiko Kobayashi, Tokyo (JP)**

* cited by examiner

(73) Assignee: **Pioneer Corporation, Tokyo (JP)**

Primary Examiner—Nanda Bondade

(**) Term: **14 Years**

(74) *Attorney, Agent, or Firm*—Sughrue Mion, PLLC

(21) Appl. No.: **29/187,969**

(57) **CLAIM**

(22) Filed: **Aug. 12, 2003**

The ornamental design for a speaker, as shown and described.

(30) **Foreign Application Priority Data**

DESCRIPTION

Feb. 17, 2003 (JP) 2003-003610

(51) **LOC (7) Cl.** **14-01**

(52) **U.S. Cl.** **D14/214**

(58) **Field of Search** D14/204, 207,
D14/209–216, 356; 181/143–144, 147–148,
150, 157, 198–199, 151, 153; 381/300–302,
306, 333, 345, 361–364, 386–388

FIG. 1 is a top plan view of a speaker showing my new design;

FIG. 2 is a front elevational view thereof;

FIG. 3 is a bottom plan view thereof;

FIG. 4 is a rear elevational view thereof;

FIG. 5 is a right side elevational view, the left side being a mirror image thereof;

FIG. 6 is a perspective view of the top, front and left side thereof; and,

FIG. 7 is a view similar to FIG. 6 with the speaker in position.

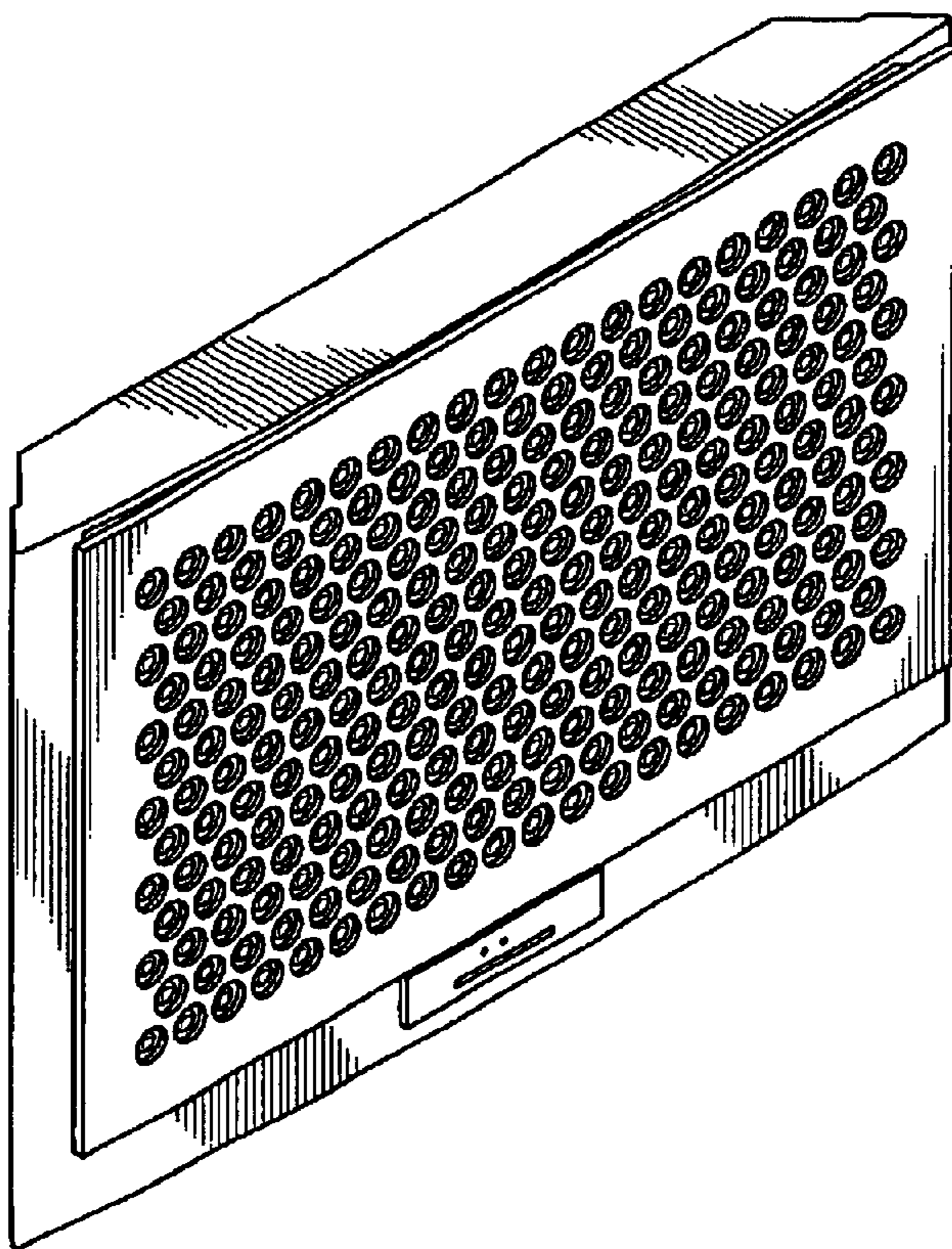
The elements shown in broken lines are for illustrative purposes only and form no part of the claimed design.

(56) **References Cited**

U.S. PATENT DOCUMENTS

3,143,182 A * 8/1964 Sears et al. 181/153
D268,394 S * 3/1983 MacEwen D9/454
D369,356 S * 4/1996 Olson D14/214
D416,907 S * 11/1999 Azima et al. D14/214

1 Claim, 4 Drawing Sheets






FIG. 1

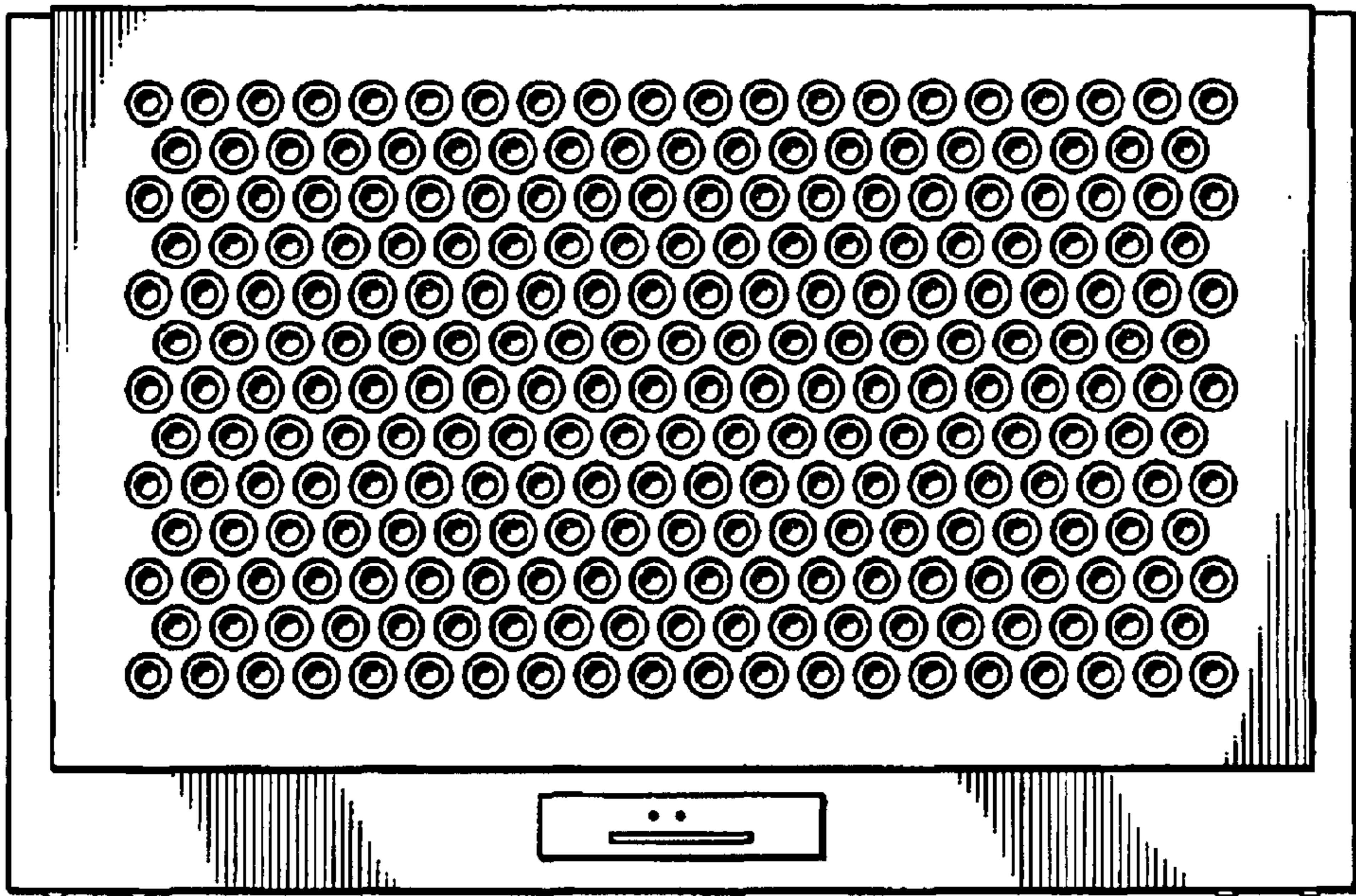


FIG. 2




FIG. 3




FIG. 4



FIG. 5

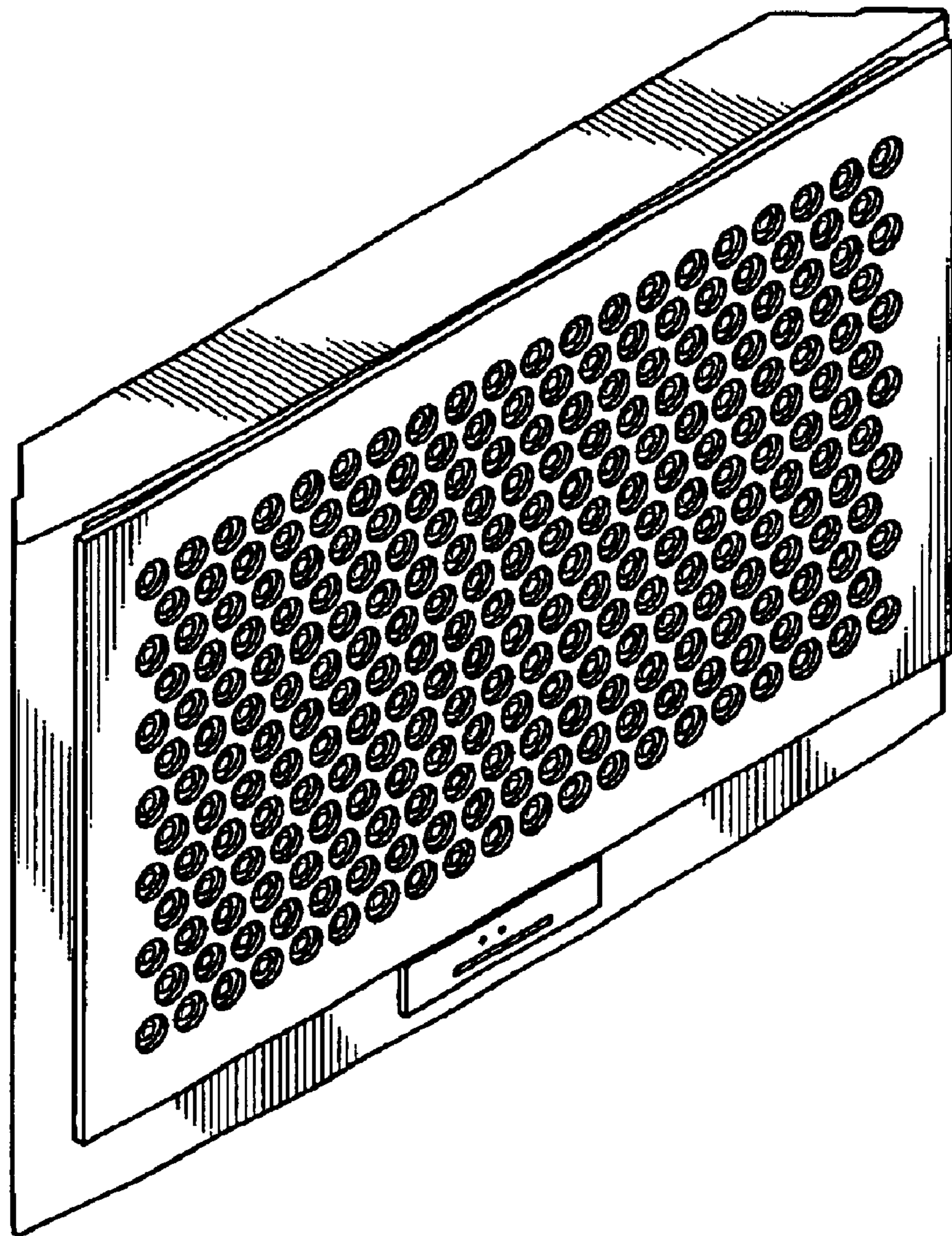


FIG. 6

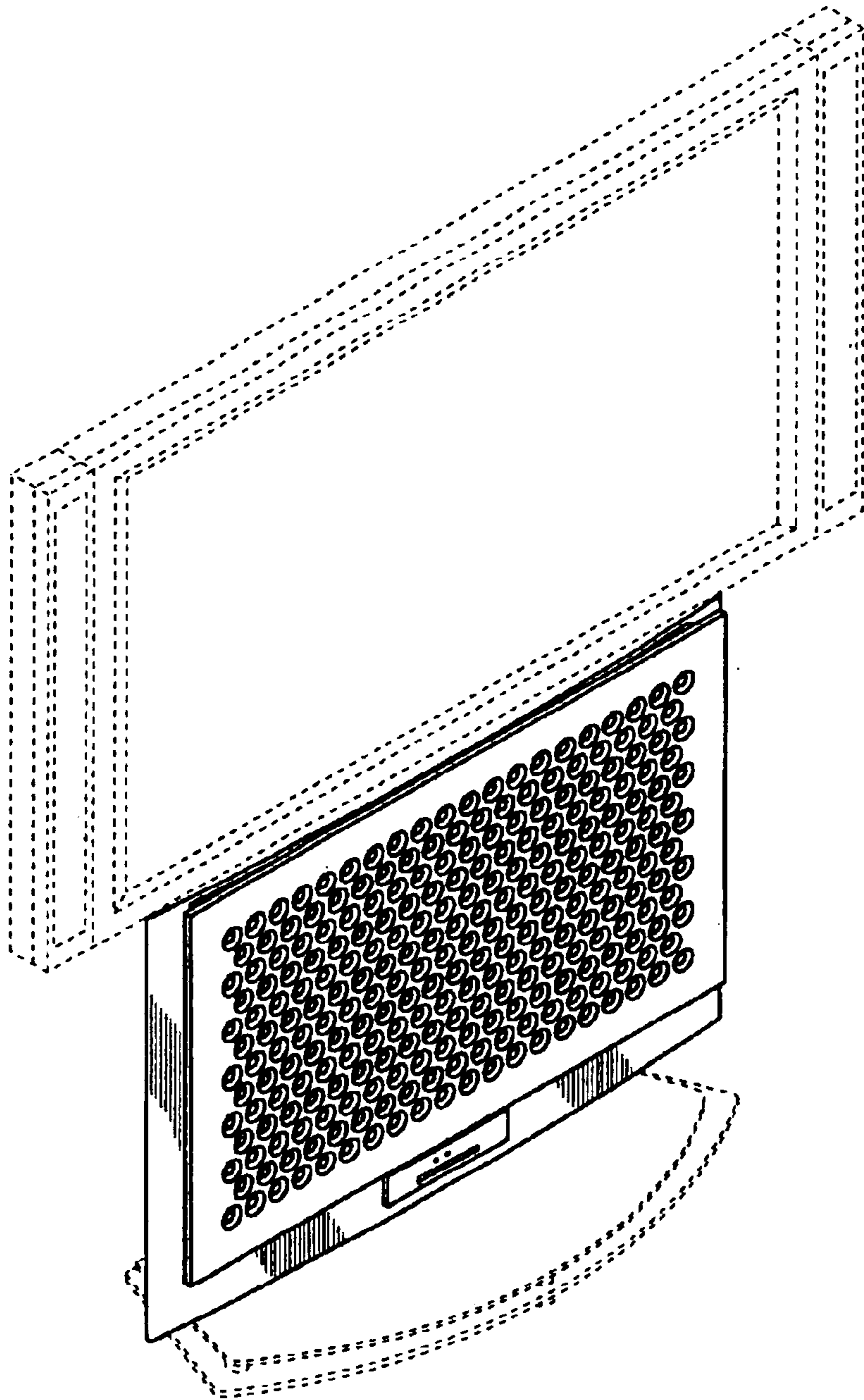


FIG. 7