



US00D489696S

(12) **United States Design Patent**  
**Cho**

(10) **Patent No.:** **US D489,696 S**

(45) **Date of Patent:** **\*\* May 11, 2004**

(54) **CELLULAR PHONE**

(75) **Inventor:** **Yoo Seok Cho, Goyang-si (KR)**

(73) **Assignee:** **LG Electronics Inc., Seoul (KR)**

(\*\*) **Term:** **14 Years**

(21) **Appl. No.:** **29/171,693**

(22) **Filed:** **Nov. 27, 2002**

(30) **Foreign Application Priority Data**

May 31, 2002 (KR) ..... 30-2002-0015906

(51) **LOC (7) Cl. .... 14-03**

(52) **U.S. Cl. .... D14/138**

(58) **Field of Search** ..... D14/137, 138,  
D14/218, 147-148, 247-248, 144, 341-347;  
379/433.01-433.13, 419, 434, 428.01-428.04,  
420.01-420.04, 440; 455/550.1-90.3; D21/517

(56) **References Cited**

**U.S. PATENT DOCUMENTS**

D430,859 S	*	9/2000	Lindeman et al. ....	D14/138
D432,510 S	*	10/2000	Hyun .....	D14/138
D445,771 S	*	7/2001	Kim .....	D14/138
D447,741 S	*	9/2001	Lee et al. ....	D14/138
D449,284 S	*	10/2001	Kim et al. ....	D14/138
D455,414 S	*	4/2002	Lee et al. ....	D14/138
D456,792 S	*	5/2002	Lee et al. ....	D14/138
D463,386 S	*	9/2002	Chun et al. ....	D14/138
D468,282 S	*	1/2003	Chen .....	D14/138
D468,283 S	*	1/2003	Hong et al. ....	D14/138
D468,713 S	*	1/2003	Lee et al. ....	D14/138

D469,070 S	*	1/2003	Lee .....	D14/138
D474,168 S	*	5/2003	Wang et al. ....	D14/138
D475,986 S	*	6/2003	Ng et al. ....	D14/138
D476,302 S	*	6/2003	Hwang et al. ....	D14/138
D476,968 S	*	7/2003	Yokoyama .....	D14/138
D477,294 S	*	7/2003	Ikeda et al. ....	D14/138
D477,295 S	*	7/2003	Chung .....	D14/138
D477,296 S	*	7/2003	Minamide .....	D14/138
D477,581 S	*	7/2003	Iijima et al. ....	D14/138
D478,056 S	*	8/2003	Koo et al. ....	D14/138

**FOREIGN PATENT DOCUMENTS**

JP 1154363 S \* 9/2002

\* cited by examiner

*Primary Examiner*—Jeffrey Asch

(74) *Attorney, Agent, or Firm*—Birch, Stewart, Kolasch & Birch, LLP

(57) **CLAIM**

The ornamental design for a cellular phone, as shown and described.

**DESCRIPTION**

FIG. 1 is a perspective view of the cellular phone showing my new design;  
FIG. 2 is a front view thereof;  
FIG. 3 is a rear view thereof;  
FIG. 4 is a left side view thereof;  
FIG. 5 is a right side view thereof;  
FIG. 6 is a top view thereof; and,  
FIG. 7 is a bottom view thereof.

**1 Claim, 2 Drawing Sheets**






FIG. 1

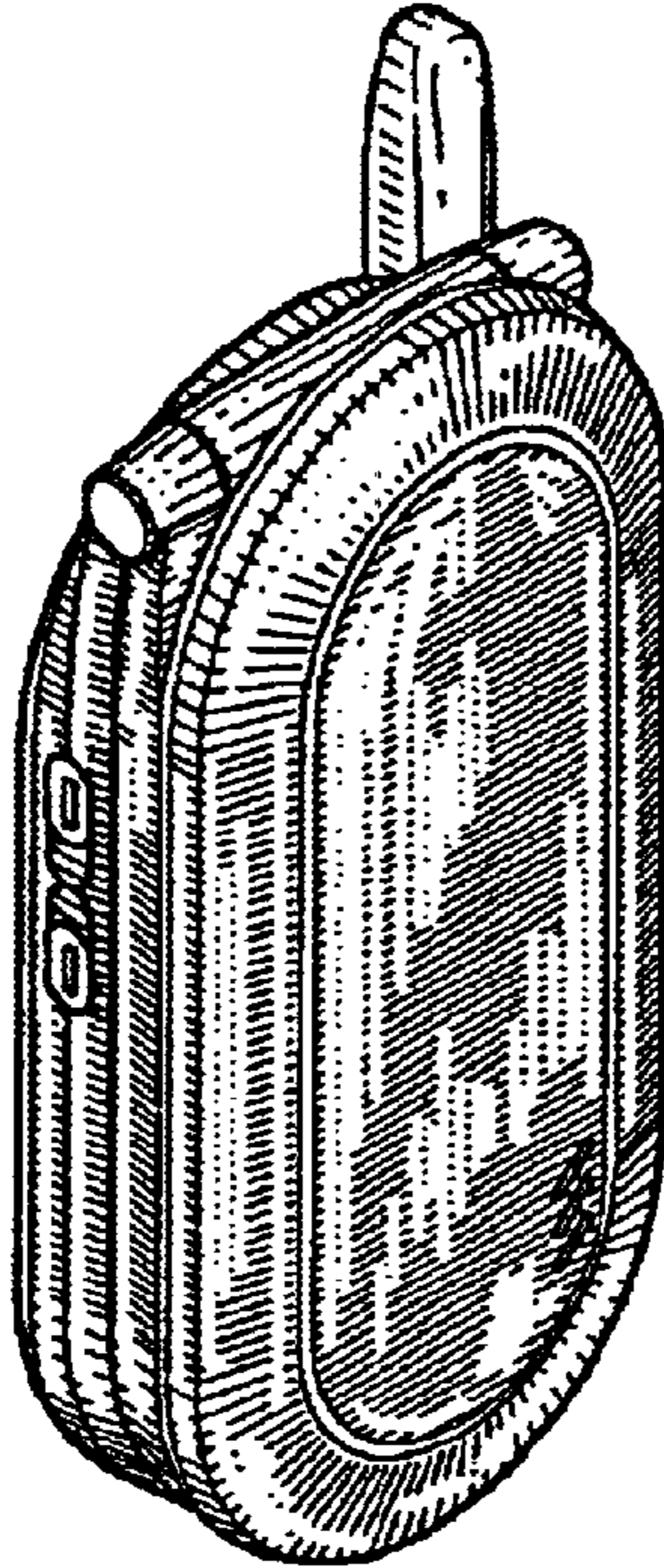


FIG. 2




FIG. 3




FIG. 4

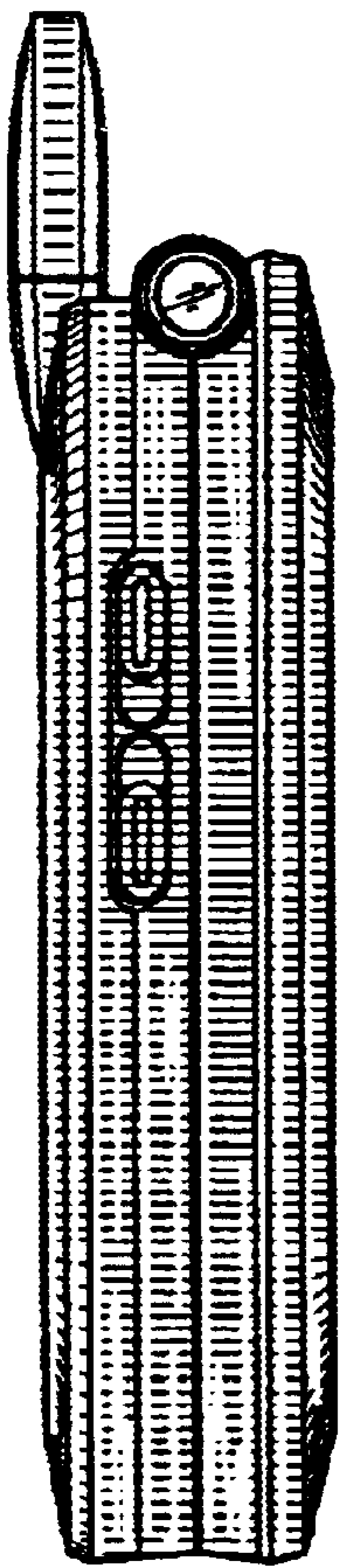


FIG. 5




FIG. 6

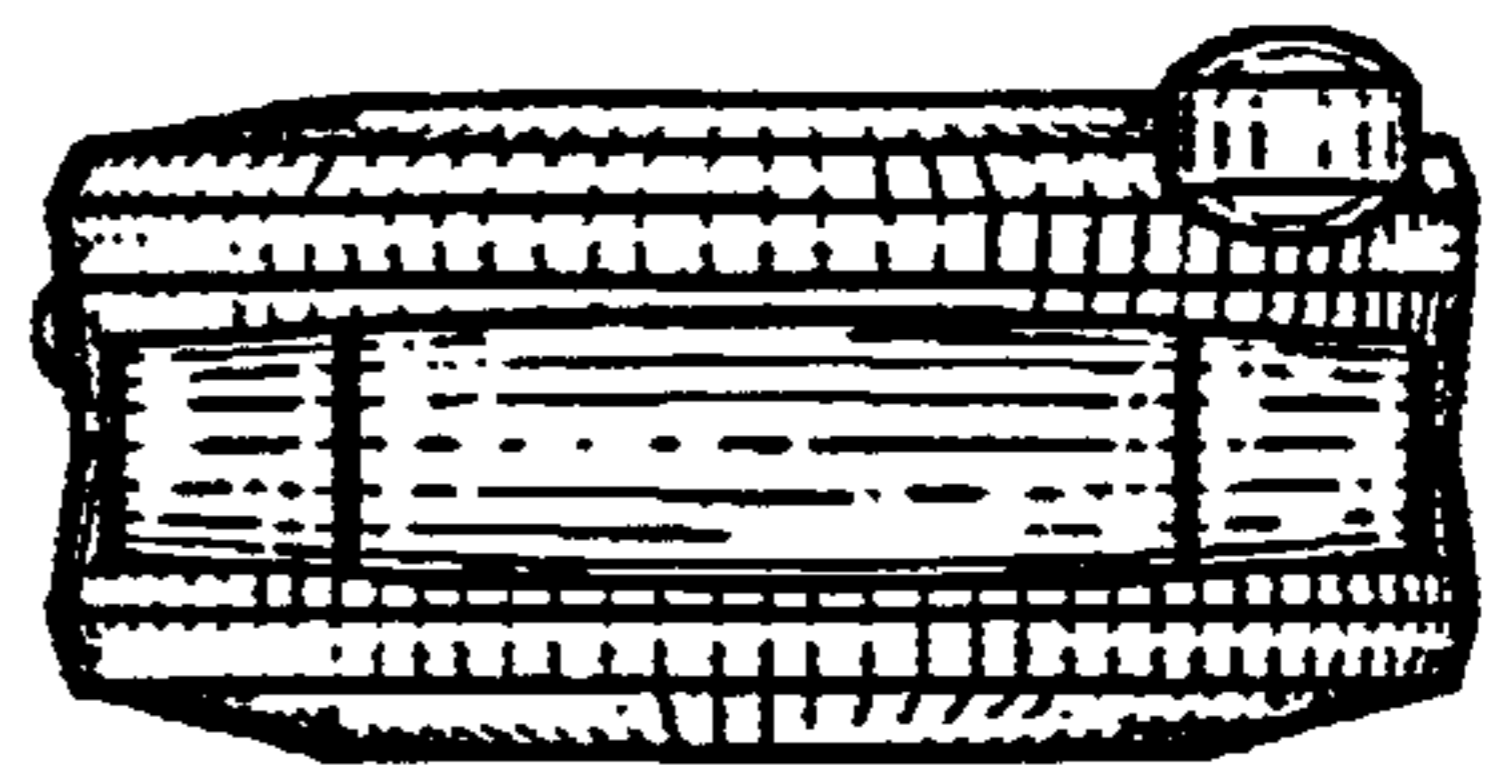


FIG. 7

