



US00D489683S

(12) **United States Design Patent**
Johnson et al.

(10) **Patent No.:** **US D489,683 S**

(45) **Date of Patent:** **** May 11, 2004**

(54) **BATTERY COVER**

(75) Inventors: **Scott E. Johnson**, Cordova, TN (US);
Anthony C. Edwards, Bartlett, TN
(US); **John W. Reinagel, Jr.**, Cordova,
TN (US)

(73) Assignee: **AutoZone, Inc.**, Memphis, TN (US)

(**) Term: **14 Years**

(21) Appl. No.: **29/179,608**

(22) Filed: **Apr. 14, 2003**

(51) **LOC (7) Cl.** **13-02**

(52) **U.S. Cl.** **D13/119**

(58) **Field of Search** D13/119; 429/136,
429/175; 180/68.5

(56) **References Cited**

U.S. PATENT DOCUMENTS

D155,476 S * 10/1949 Blakely D13/119

D183,359 S * 8/1958 Mallory D13/119
D228,351 S * 9/1973 Smentek D13/119
D239,450 S * 4/1976 Hennen D13/119
D335,863 S * 5/1993 Delamoreaux et al. D13/119
D337,987 S * 8/1993 Delamoreaux et al. D13/119
5,283,137 A 2/1994 Ching

* cited by examiner

Primary Examiner—Joel Sincavage

(74) *Attorney, Agent, or Firm*—Shaw Pittman LLP

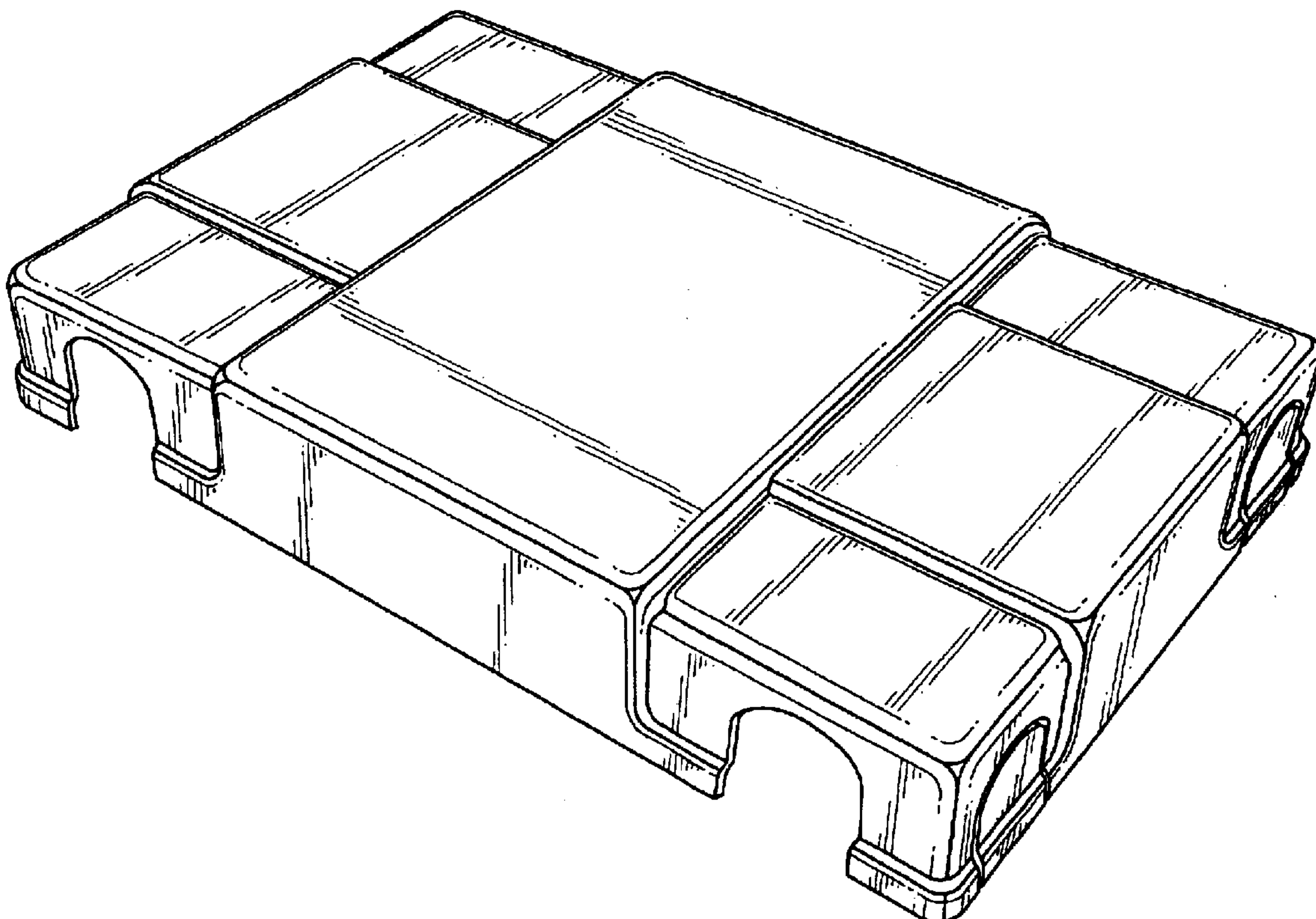
(57) **CLAIM**

The ornamental design for a battery cover, as shown.

DESCRIPTION

FIG. 1 is a perspective view of a battery cover;
FIG. 2 is a front elevation view thereof;
FIG. 3 is a side elevation view thereof; and,
FIG. 4 is a top plan view thereof.

1 Claim, 3 Drawing Sheets



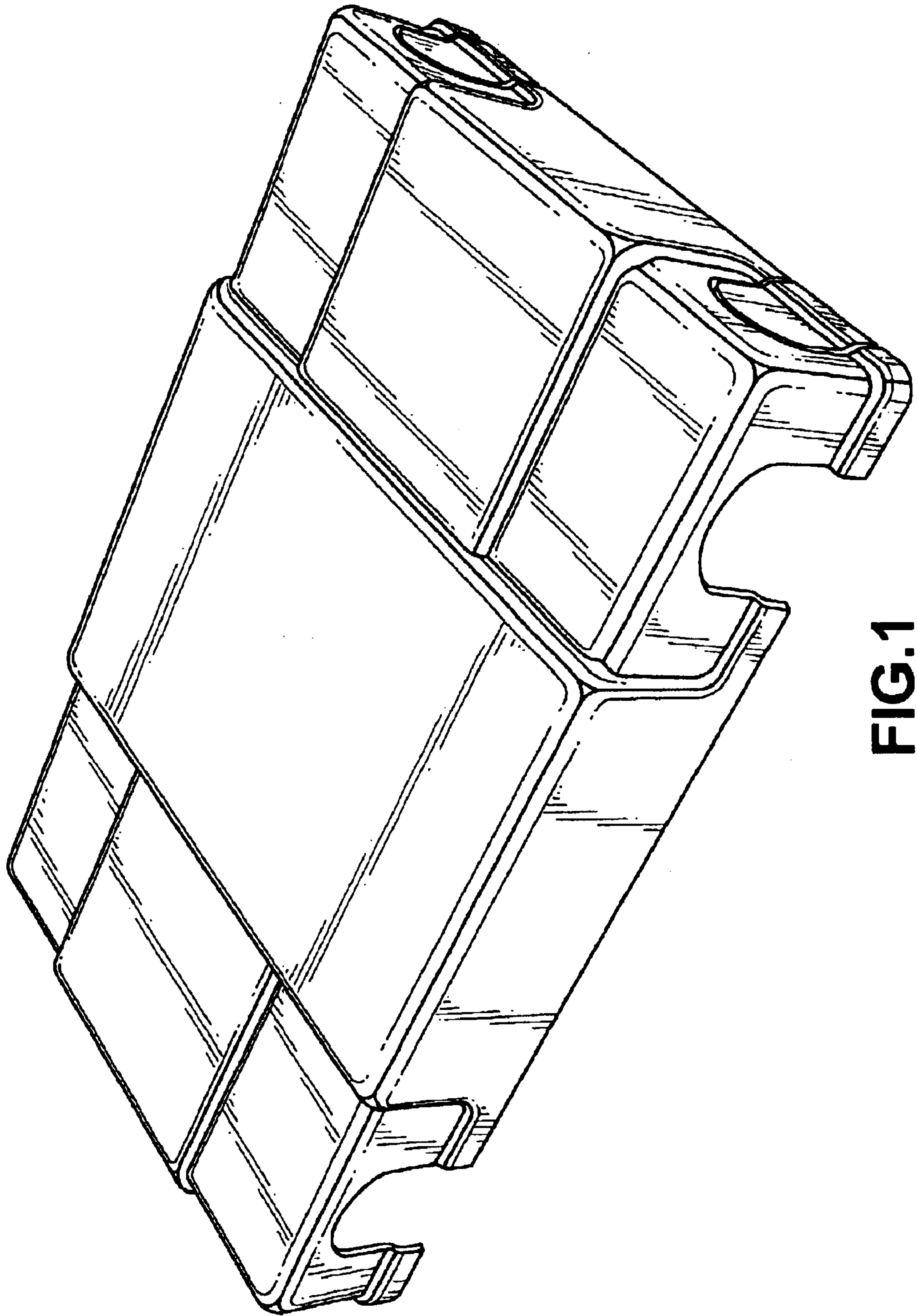


FIG. 1




FIG. 2




FIG. 3




FIG.4