



US00D489672S

(12) **United States Design Patent**  
**Robinson et al.**

(10) **Patent No.:** **US D489,672 S**

(45) **Date of Patent:** **\*\* May 11, 2004**

(54) **SURFACE CONFIGURATION OF A TOP FOR A VEHICLE**

(75) Inventors: **Hugh Robinson**, Stuttgart (DE); **Grant Larson**, Ludwigsburg (DE); **Anthony-Robert Hatter**, Rutesheim (DE)

(73) Assignee: **Dr. Ing. h.c.F. Porsche Aktiengesellschaft**, Stuttgart (DE)

(\*\*) Term: **14 Years**

(21) Appl. No.: **29/181,944**

(22) Filed: **May 19, 2003**

(30) **Foreign Application Priority Data**

Nov. 20, 2002 (DE) ..... 4 02 09 746

(51) **LOC (7) Cl.** ..... **12-16**

(52) **U.S. Cl.** ..... **D12/401**

(58) **Field of Search** ..... D12/401, 404, D12/403, 90-92, 86; 296/210, 218, 10, 213, 224, 102, 216, 220-222, 183-186

(56) **References Cited**

**U.S. PATENT DOCUMENTS**

D159,335 S \* 7/1950 Graham ..... D12/92  
D191,443 S \* 10/1961 Jordan ..... D12/92

D194,665 S \* 2/1963 Bordinat, Jr. .... D12/401  
D205,132 S \* 6/1966 Porsche ..... D12/91  
D352,494 S \* 11/1994 Hubbach et al. .... D12/401  
D391,547 S \* 3/1998 Lehmann et al. .... D12/401  
D454,830 S \* 3/2002 Johnson ..... D12/401  
D472,870 S \* 4/2003 Friedrich ..... D12/404  
D481,987 S \* 11/2003 MacWilliam et al. .... D12/401

\* cited by examiner

*Primary Examiner*—Stacia Cadmus

(74) *Attorney, Agent, or Firm*—Crowell & Moring LLP

(57) **CLAIM**

The ornamental design for a surface configuration of a top for a vehicle, as shown and described.

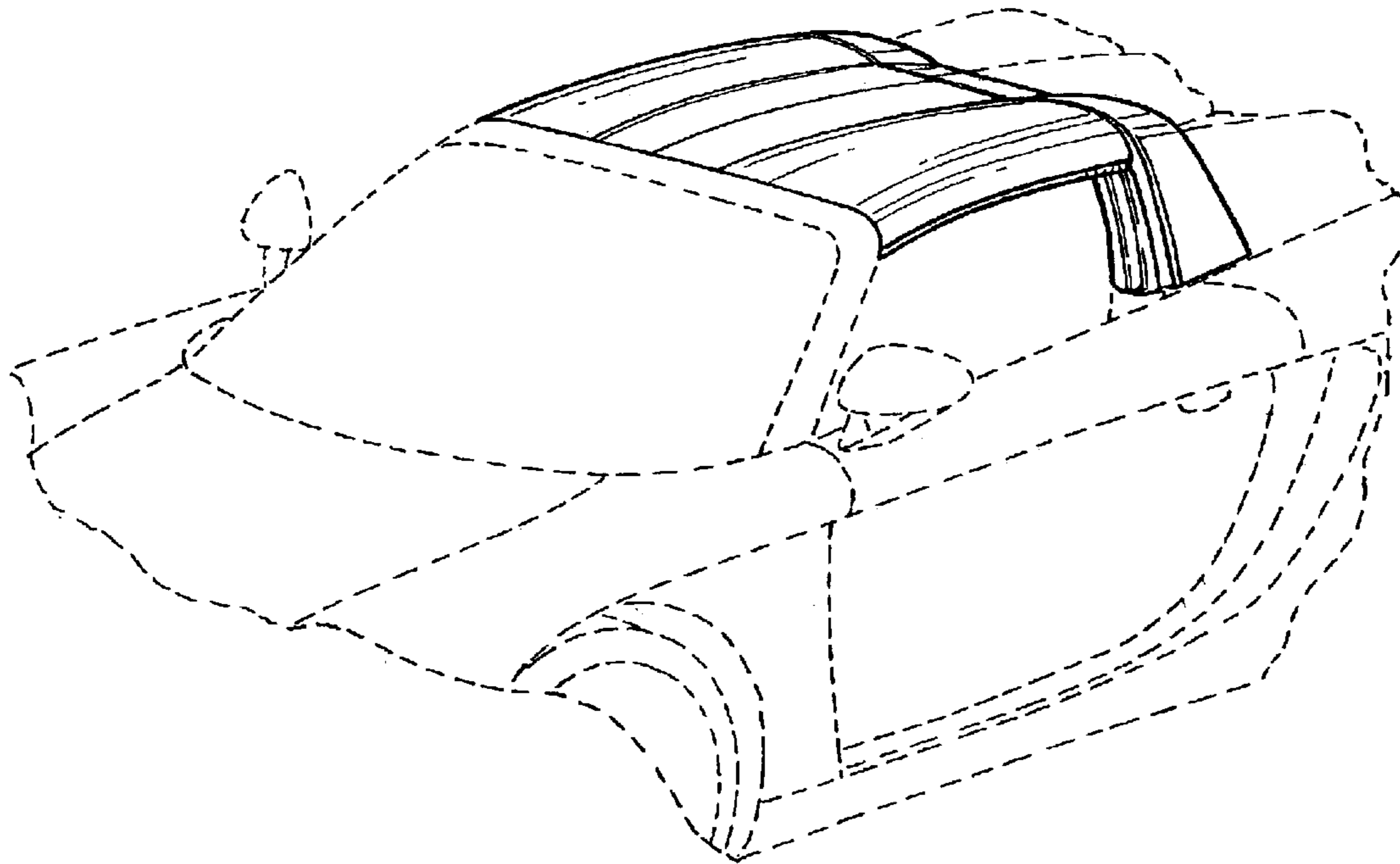
**DESCRIPTION**

FIG. 1 is a front, left perspective view of a surface configuration of a top for a vehicle according to our novel design, the front, right perspective view being mirror symmetrical; and,

FIG. 2 is a rear, left perspective view of the surface configuration of a top for a vehicle according to our novel design, the rear, right perspective view being mirror symmetrical.

The broken lines are for illustrative purposes only and form no part of the claimed design.

**1 Claim, 1 Drawing Sheet**



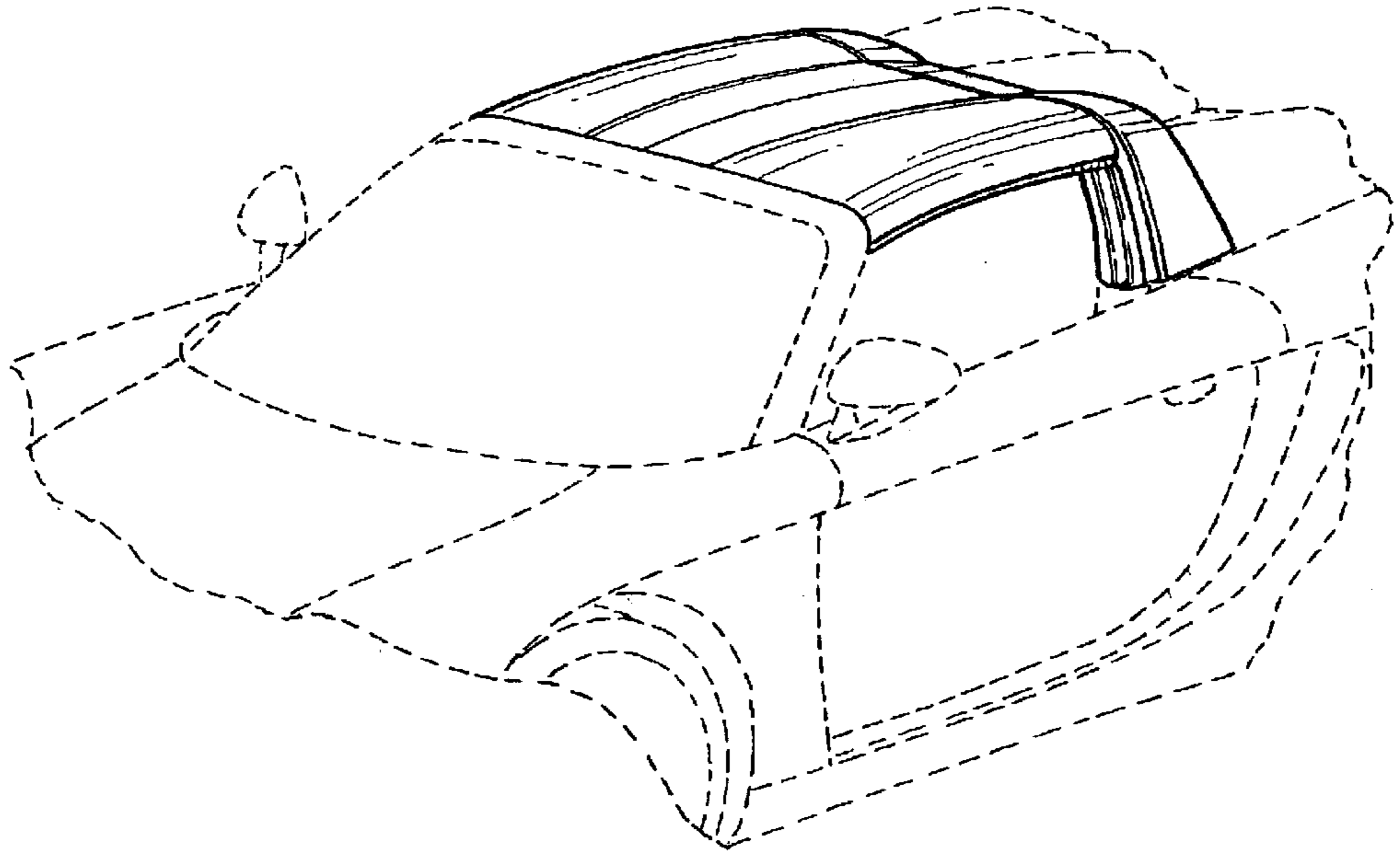


FIG. 1

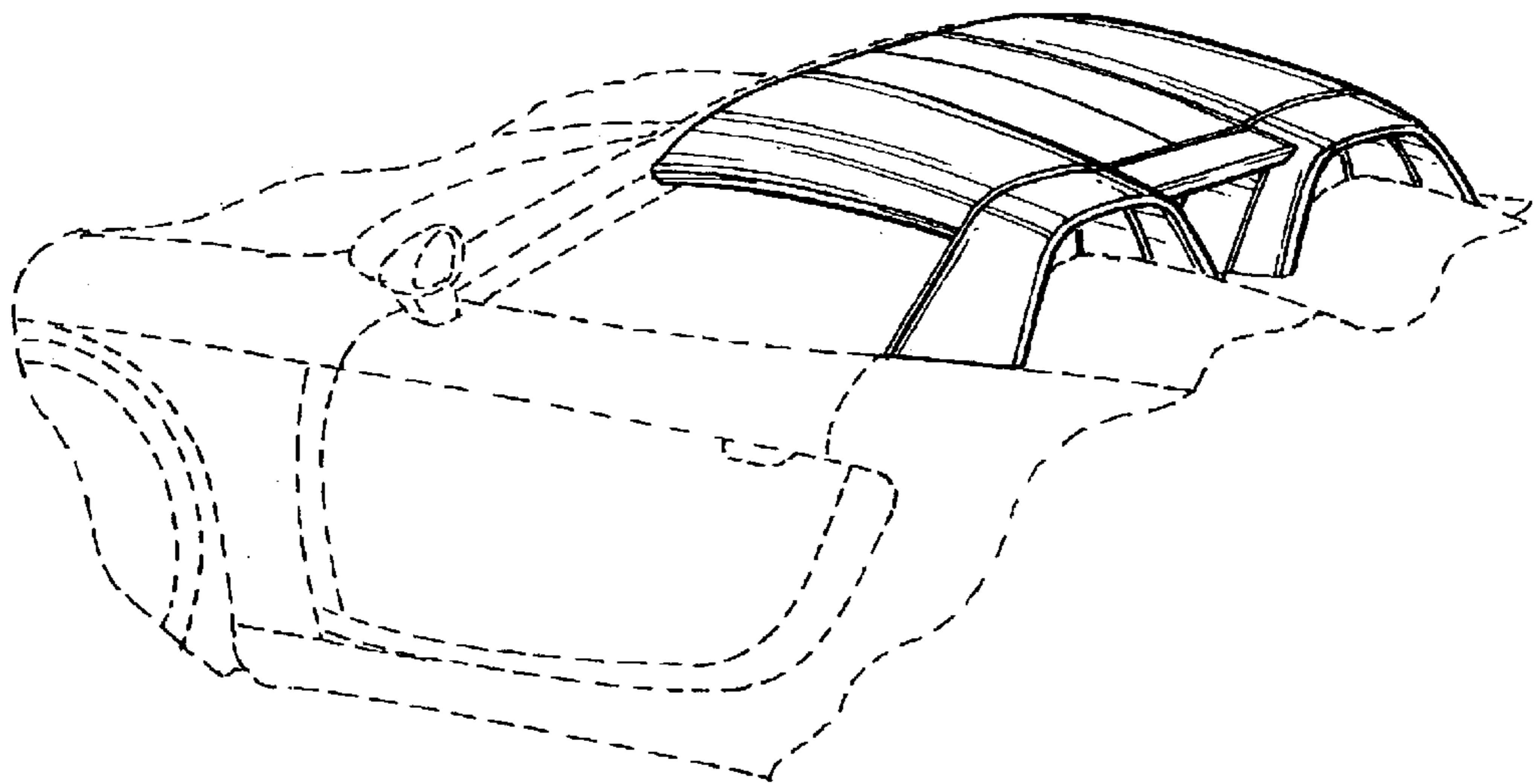


FIG. 2