



US00D489664S

(12) **United States Design Patent**
Barnes

(10) **Patent No.:** **US D489,664 S**

(45) **Date of Patent:** **** May 11, 2004**

(54) **EXHAUST PIPE COVER**

(76) **Inventor:** **Leonard Barnes, 3744 37th Ave. South,
#3603, St. Petersburg, FL (US) 33711**

(**) **Term:** **14 Years**

(21) **Appl. No.:** **29/186,797**

(22) **Filed:** **Jul. 22, 2003**

(51) **LOC (7) Cl.** **12-16**

(52) **U.S. Cl.** **D12/194**

(58) **Field of Search** D12/194, 197,
D12/199, 400, 114, 162; D9/307, 441, 451;
181/227, 228; D8/305, 310; D29/102-107;
D11/157-158; 211/14; 280/477, 507, 490.1,
511

(56) **References Cited**

U.S. PATENT DOCUMENTS

D191,509 S * 10/1961 Feinberg D12/194
4,738,293 A * 4/1988 Ostrom et al. 280/507

D401,193 S * 11/1998 Julian D12/162
D404,696 S * 1/1999 Julian D12/162
6,085,863 A * 7/2000 Shuen 181/228

* cited by examiner

Primary Examiner—Stacia Cadmus

(74) *Attorney, Agent, or Firm*—Pendorf & Cutliff

(57) **CLAIM**

The ornamental design for an exhaust pipe cover, as shown and described.

DESCRIPTION

FIG. 1 is a front view of the ornamental exhaust pipe cover of the present design;

FIG. 2 is a rear view of the design shown in FIG. 1;

FIG. 3 is a left side view of the design shown in FIG. 1, the right side view being a mirror image thereof; and,

FIG. 4 is a top plan view of the design shown in FIG. 1, the bottom plan view being a mirror image thereof.

1 Claim, 1 Drawing Sheet

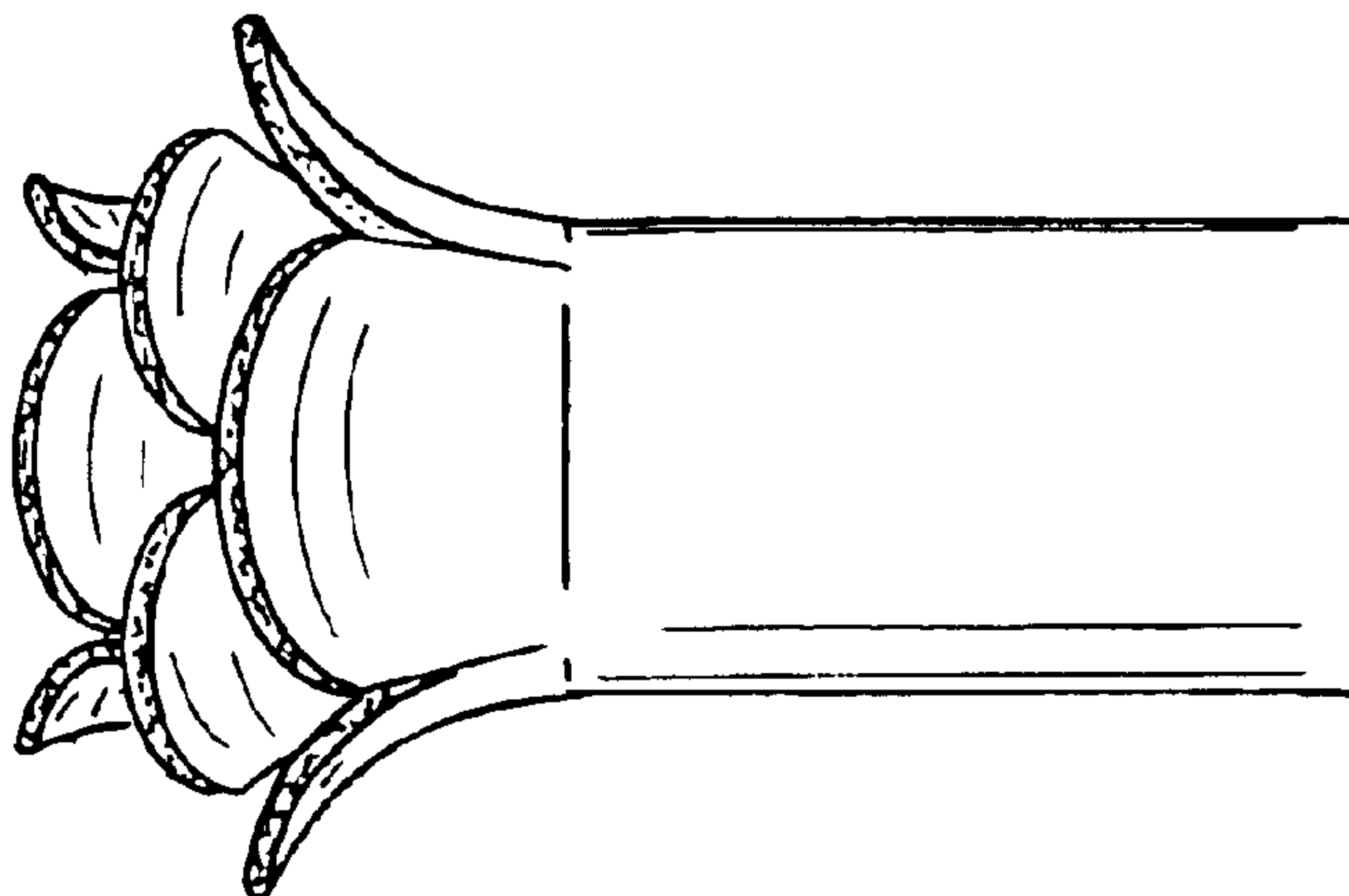



FIG 1




FIG 2

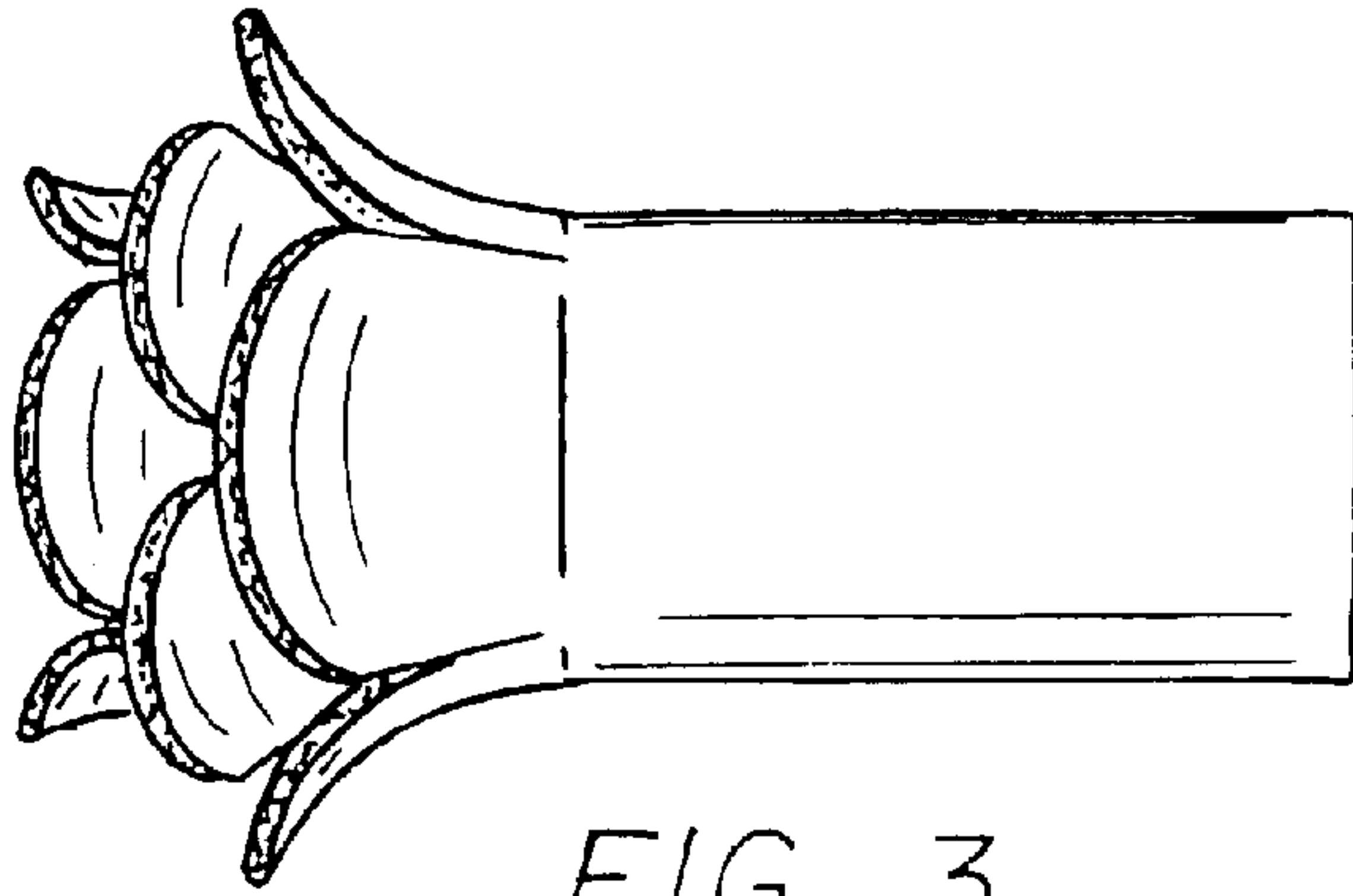
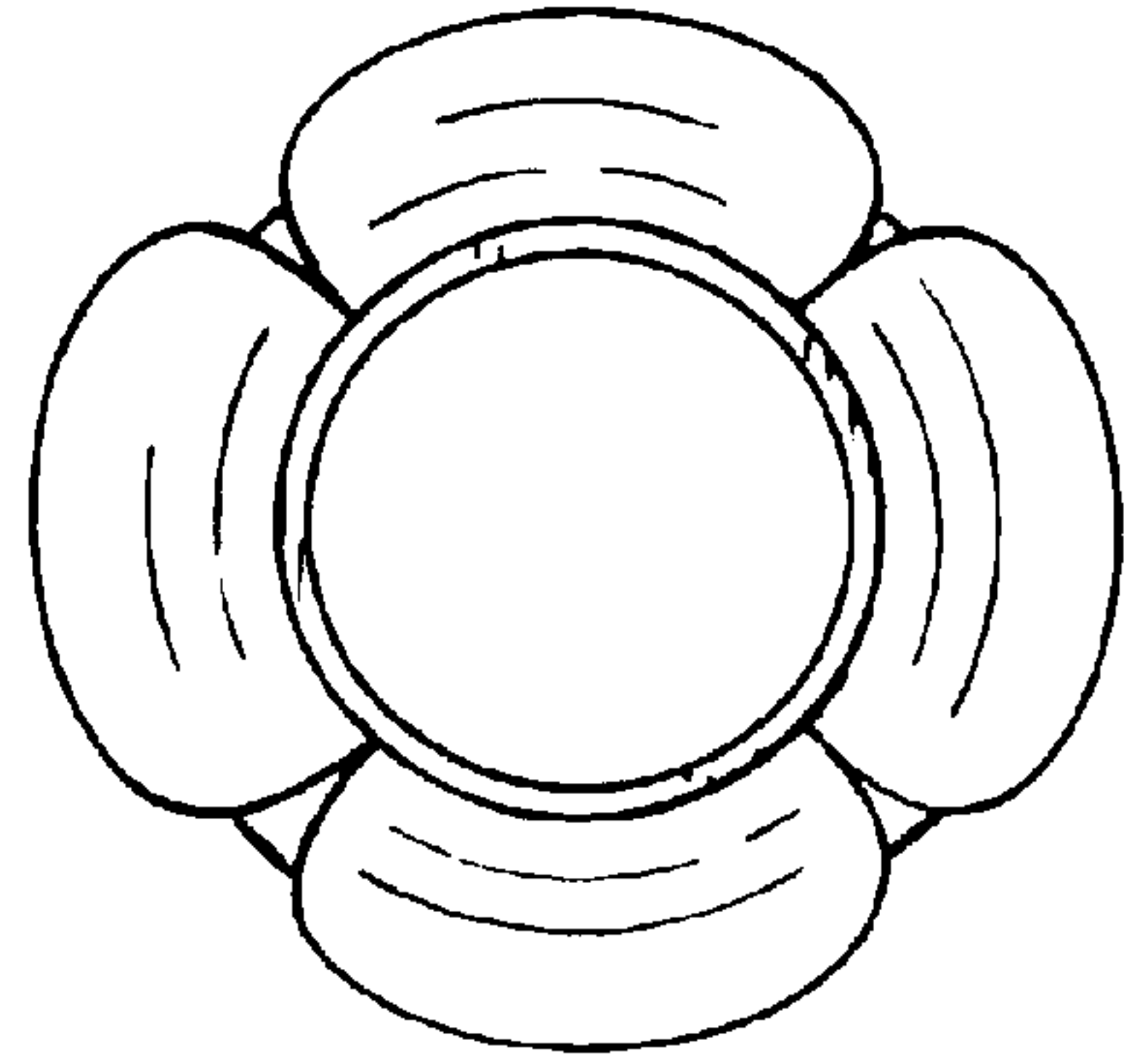


FIG 3

FIG 4

