



US00D489650S

(12) **United States Design Patent**
Garceau

(10) **Patent No.:** **US D489,650 S**

(45) **Date of Patent:** **** May 11, 2004**

(54) **CURVED ROOF BOW**

(75) Inventor: **Bernard F. Garceau**, Granger, IN (US)

(73) Assignee: **Norco Industries, Inc.**, Compton, CA (US)

(**) Term: **14 Years**

(21) Appl. No.: **29/174,596**

(22) Filed: **Jan. 21, 2003**

(51) **LOC (7) Cl.** **12-10**

(52) **U.S. Cl.** **D12/106**

(58) **Field of Search** D12/106; 296/3, 296/178, 171, 163, 165, 173, 118, 104, 26.01, 61, 181.06; 52/642, 735.1; 29/469

(56) **References Cited**

U.S. PATENT DOCUMENTS

4,072,337	A	2/1978	Barker	
4,660,882	A	4/1987	Hensiek	
5,000,507	A	3/1991	Baxter	
5,423,587	A	6/1995	Ingram	
5,540,016	A *	7/1996	Clausen	52/98
6,135,532	A	10/2000	Martin	
6,224,126	B1	5/2001	Martin et al.	
6,349,521	B1 *	2/2002	McKeon et al.	52/735.1
6,494,525	B1 *	12/2002	Blank	296/187.02
6,502,895	B2	1/2003	Taylor	

* cited by examiner

Primary Examiner—Melody N. Brown

(74) *Attorney, Agent, or Firm*—Hahn Loeser & Parks LLP; Michael H. Minns

(57) **CLAIM**

The ornamental design for a curved roof bow, as shown and described.

DESCRIPTION

FIG. 1 is a perspective view of the curved roof bow of the present invention showing the curved roof bow installed in a recreational vehicle, only a portion of the recreational vehicle being shown;

FIG. 2 is a perspective view of the curved roof bow of the present invention;

FIG. 3 is a rear view of the curved roof bow of the present invention;

FIG. 4 is a front view of the curved roof bow of the present invention;

FIG. 5 is a top view of the curved roof bow of the present invention;

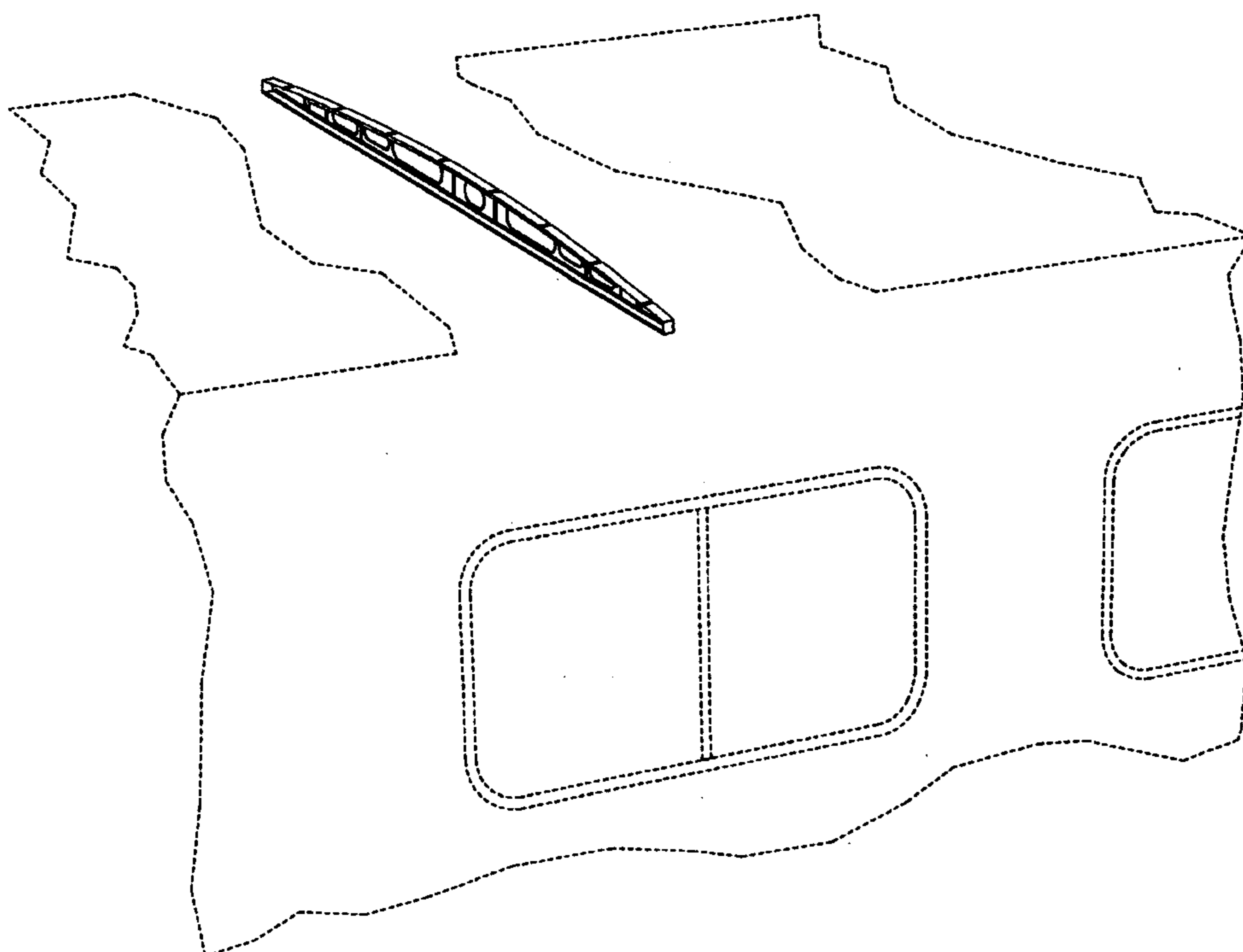
FIG. 6 is a bottom view of the curved roof bow of the present invention; and,

FIG. 7 is a left side view of the curved roof bow of the present invention, the right side being a mirror image thereof.

The broken line disclosure is for illustrative purposes only and forms no part of the claimed design.

The surface(s) or portion(s) of the article not shown in the drawings or described in the specification form(s) no part of the claimed design.

1 Claim, 3 Drawing Sheets



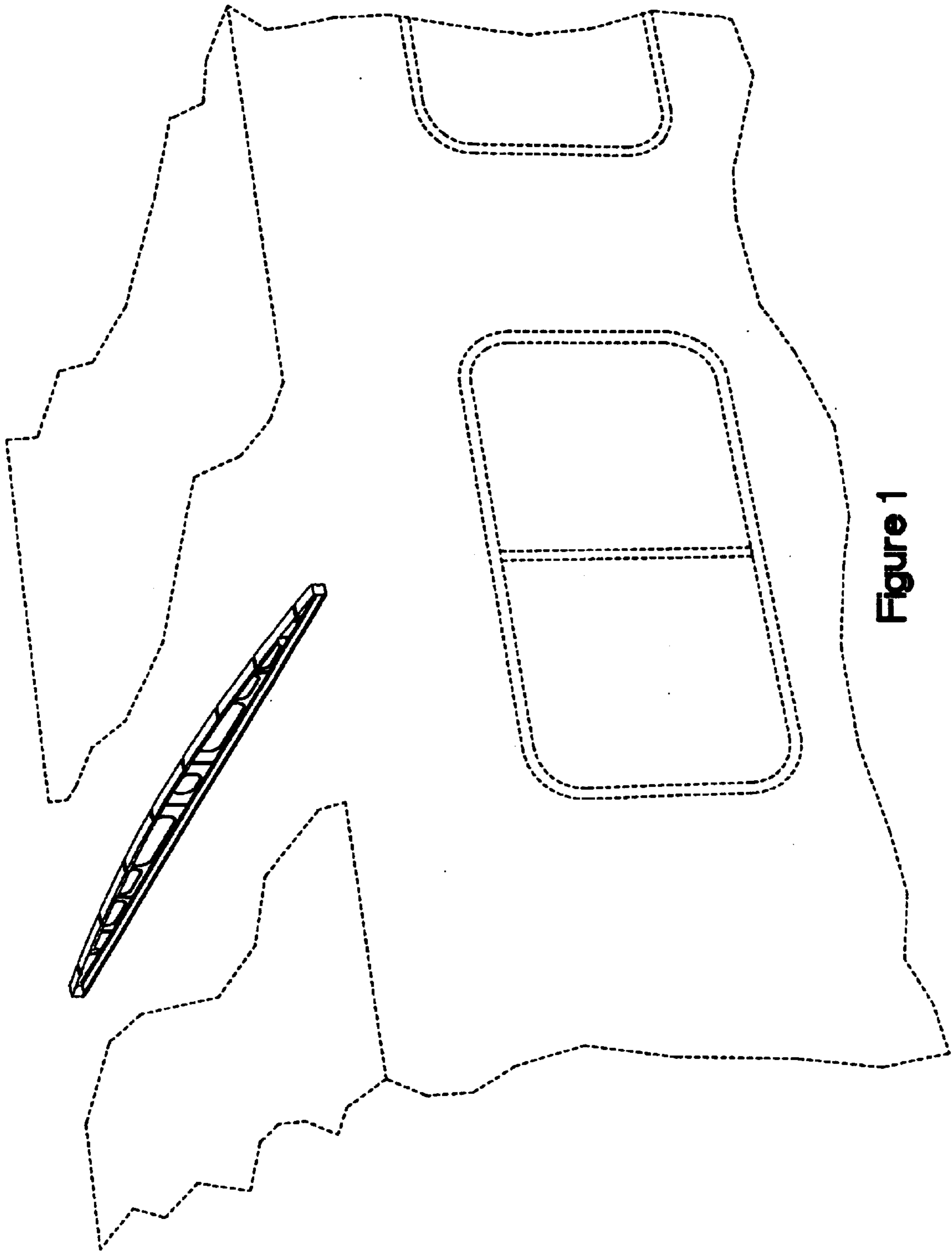


Figure 1

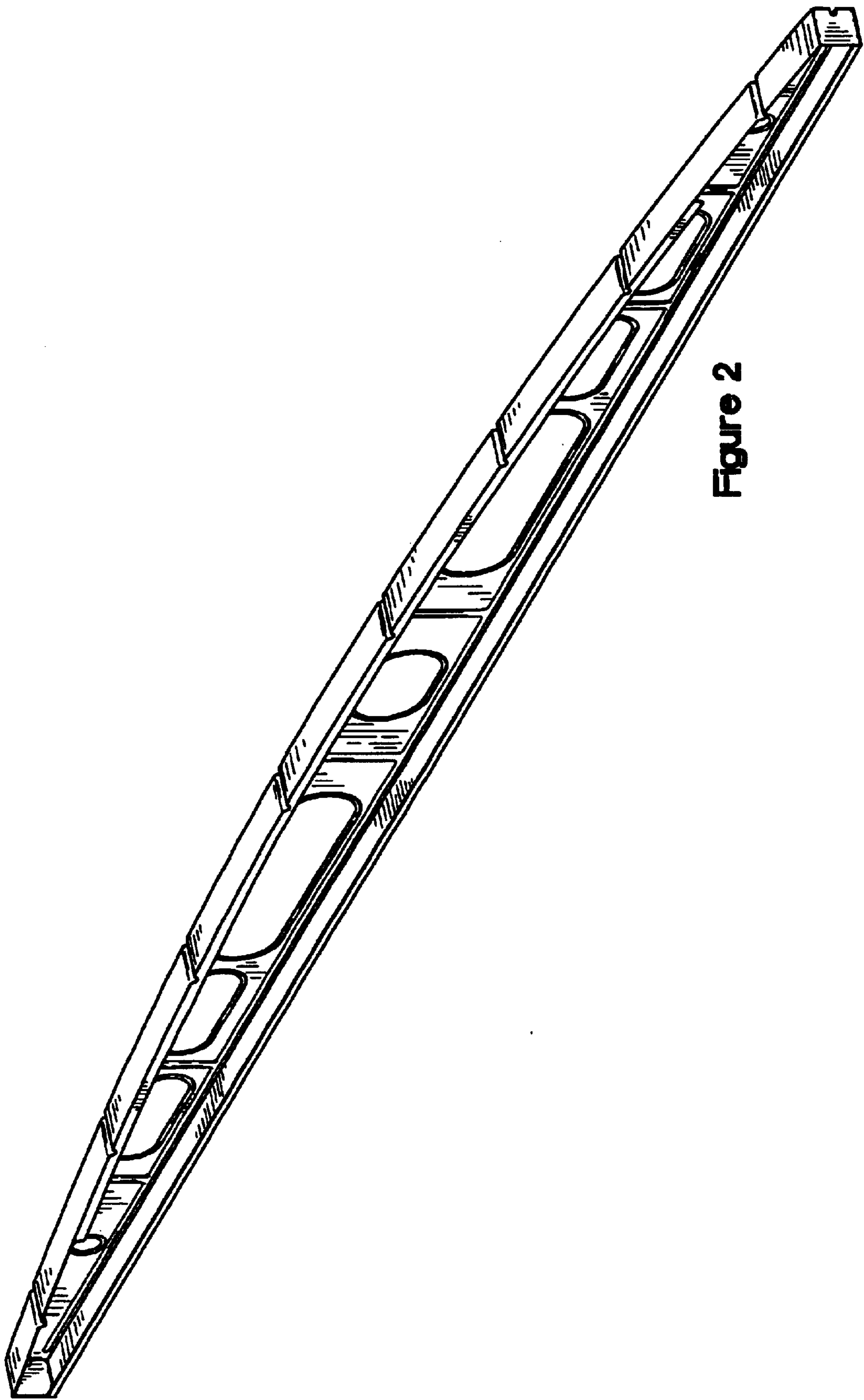


Figure 2



Figure 3



Figure 4



Figure 5



Figure 6



Figure 7