



US00D489649S

(12) **United States Design Patent**  
**Satou et al.**

(10) **Patent No.:** **US D489,649 S**

(45) **Date of Patent:** **\*\* May 11, 2004**

(54) **TRUCK CAB BODY**

(75) Inventors: **Teruo Satou**, Tokyo (JP); **Atuyuki Hanazawa**, Tokyo (JP)

(73) Assignee: **Hino Jidosha Kabushiki Kaisha** (JP)

(\*\*) Term: **14 Years**

(21) Appl. No.: **29/192,069**

(22) Filed: **Oct. 17, 2003**

**Related U.S. Application Data**

(62) Division of application No. 29/176,747, filed on Feb. 26, 2003.

(30) **Foreign Application Priority Data**

Sep. 2, 2002 (JP) ..... 2002-27734  
Sep. 2, 2002 (JP) ..... 2002-27738

(51) **LOC (7) Cl.** ..... **12-16**

(52) **U.S. Cl.** ..... **D12/96**

(58) **Field of Search** ..... D12/96, 97, 93;  
296/190; 180/89.12, 89.14, 89.16

(56) **References Cited**

**U.S. PATENT DOCUMENTS**

D406,553 S \* 3/1999 Hellhake et al. .... D12/96  
D460,023 S \* 7/2002 Beigel ..... D12/96  
D466,450 S \* 12/2002 Maher et al. .... D12/96

\* cited by examiner

*Primary Examiner*—Melody N. Brown

(74) *Attorney, Agent, or Firm*—SAIDMAN DesignLaw Group

(57) **CLAIM**

The ornamental design for a truck cab body, as shown and described.

**DESCRIPTION**

FIG. 1 is a front perspective view of a truck cab body showing our new design;  
FIG. 2 is a right view thereof;  
FIG. 3 is a left view thereof;  
FIG. 4 is a top view thereof;  
FIG. 5 is a front view thereof; and,  
FIG. 6 is a rear view thereof.

**1 Claim, 6 Drawing Sheets**







FIG. 1



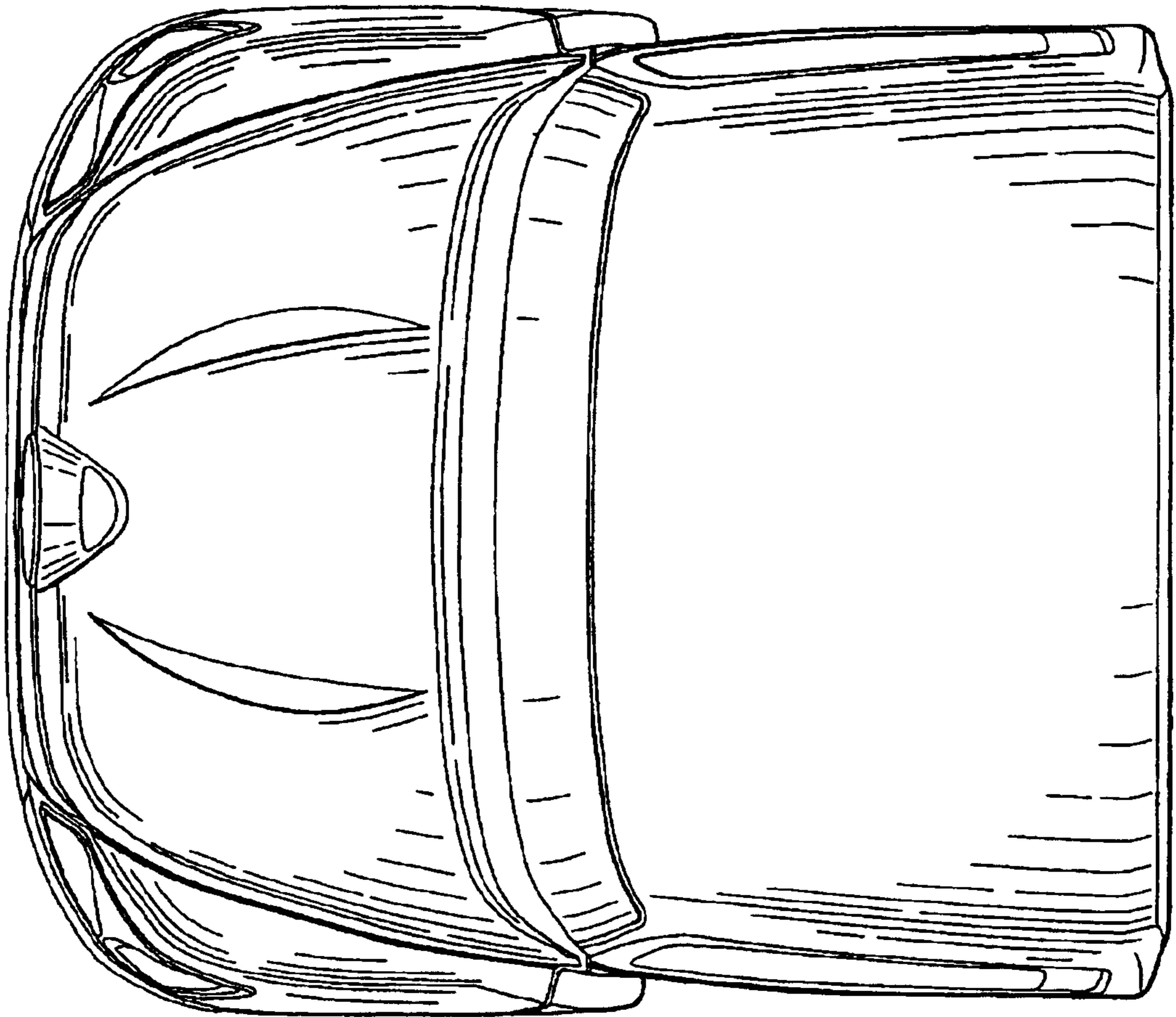
**FIG. 2**



**FIG. 3**




**FIG. 4**





**FIG. 5**



**FIG. 6**

