



US00D489646S

(12) **United States Design Patent**  
**Akiyama et al.**

(10) **Patent No.:** **US D489,646 S**  
(45) **Date of Patent:** **\*\* May 11, 2004**

(54) **AUTOMOBILE**

(75) Inventors: **Minoru Akiyama**, Aichi-ken (JP);  
**Yasuhisa Hamano**, Aichi-ken (JP)  
(73) Assignee: **Toyota Jidosha Kabushiki Kaisha** (JP)  
(\*\*) Term: **14 Years**

(21) Appl. No.: **29/179,622**  
(22) Filed: **Apr. 11, 2003**

(30) **Foreign Application Priority Data**  
Nov. 1, 2002 (JP) ..... 2002-030130

(51) **LOC (7) Cl.** ..... **12-08**  
(52) **U.S. Cl.** ..... **D12/92**  
(58) **Field of Search** ..... **D12/86, 90-92;**  
**296/185**

(56) **References Cited**

**U.S. PATENT DOCUMENTS**

D459,682 S \* 7/2002 Suzuki et al. .... D12/92  
D459,683 S \* 7/2002 Sakae et al. .... D12/92  
D476,602 S \* 7/2003 Yanada et al. .... D12/92

**OTHER PUBLICATIONS**

2002 Mercedes-Benz S Class; Imported Cars Guide Book;  
Oct. 29, 2002; p. 127.  
2002 Nissan SKYLINE; Automotive Guidebook of Japan;  
Oct. 29, 2002; p. 100.

\* cited by examiner

*Primary Examiner*—Melody N. Brown  
(74) *Attorney, Agent, or Firm*—SAIDMAN DesignLaw  
Group


(57) **CLAIM**

The ornamental design for an automobile, as shown and  
described.

**DESCRIPTION**

FIG. 1 is a front perspective view of an automobile showing  
our new design;  
FIG. 2 is a rear perspective view thereof;  
FIG. 3 is a left side view thereof, with the right side view  
being a mirror image;  
FIG. 4 is a top view thereof;  
FIG. 5 is a front view thereof; and,  
FIG. 6 is a rear view thereof.

**1 Claim, 2 Drawing Sheets**






FIG. 1

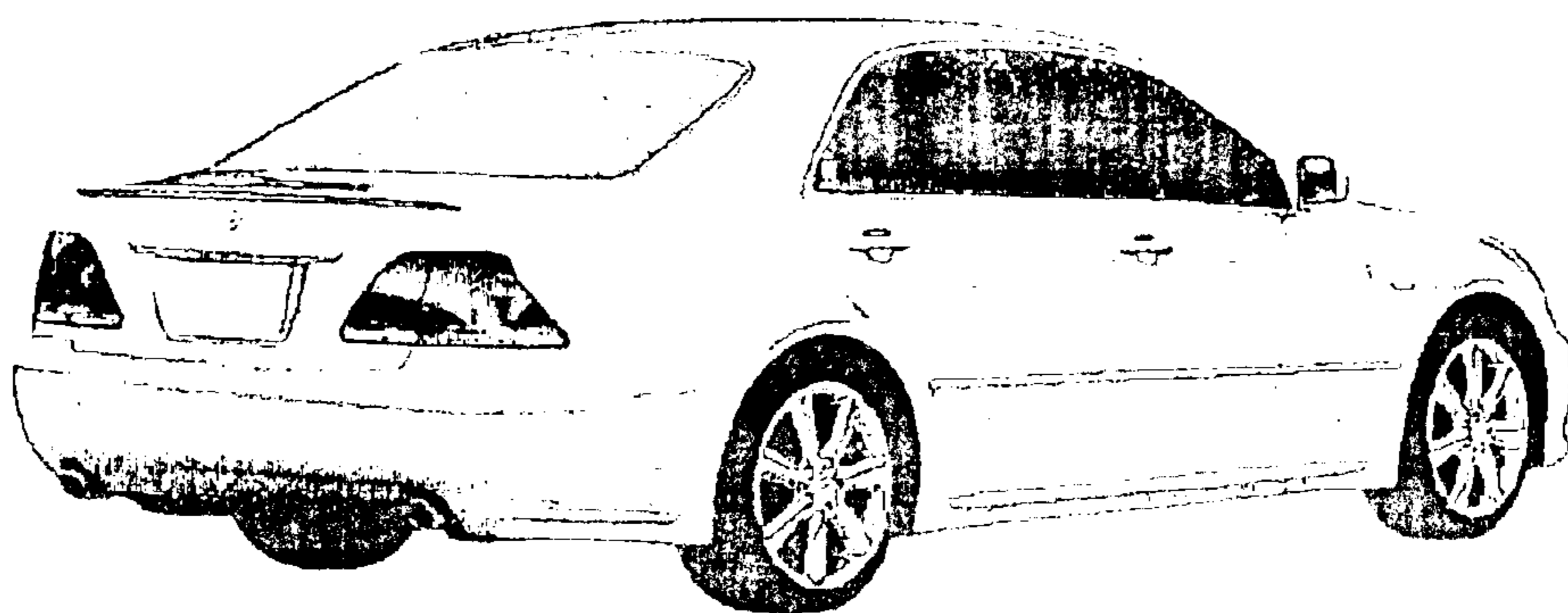


FIG. 2

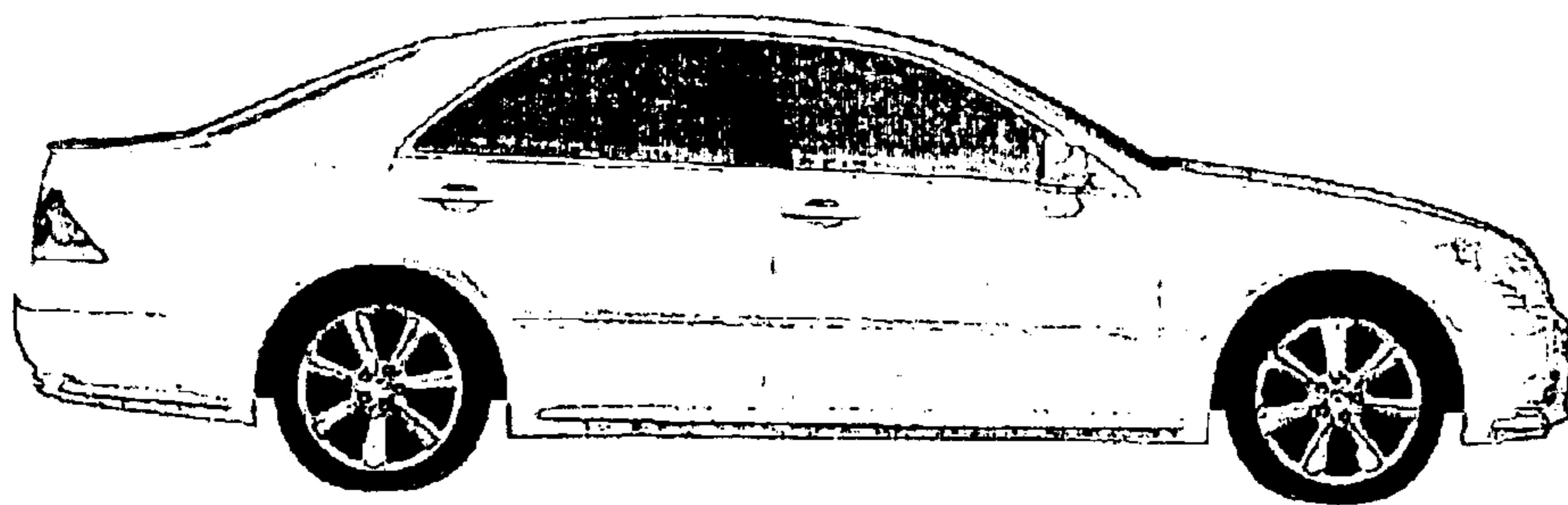


FIG. 3

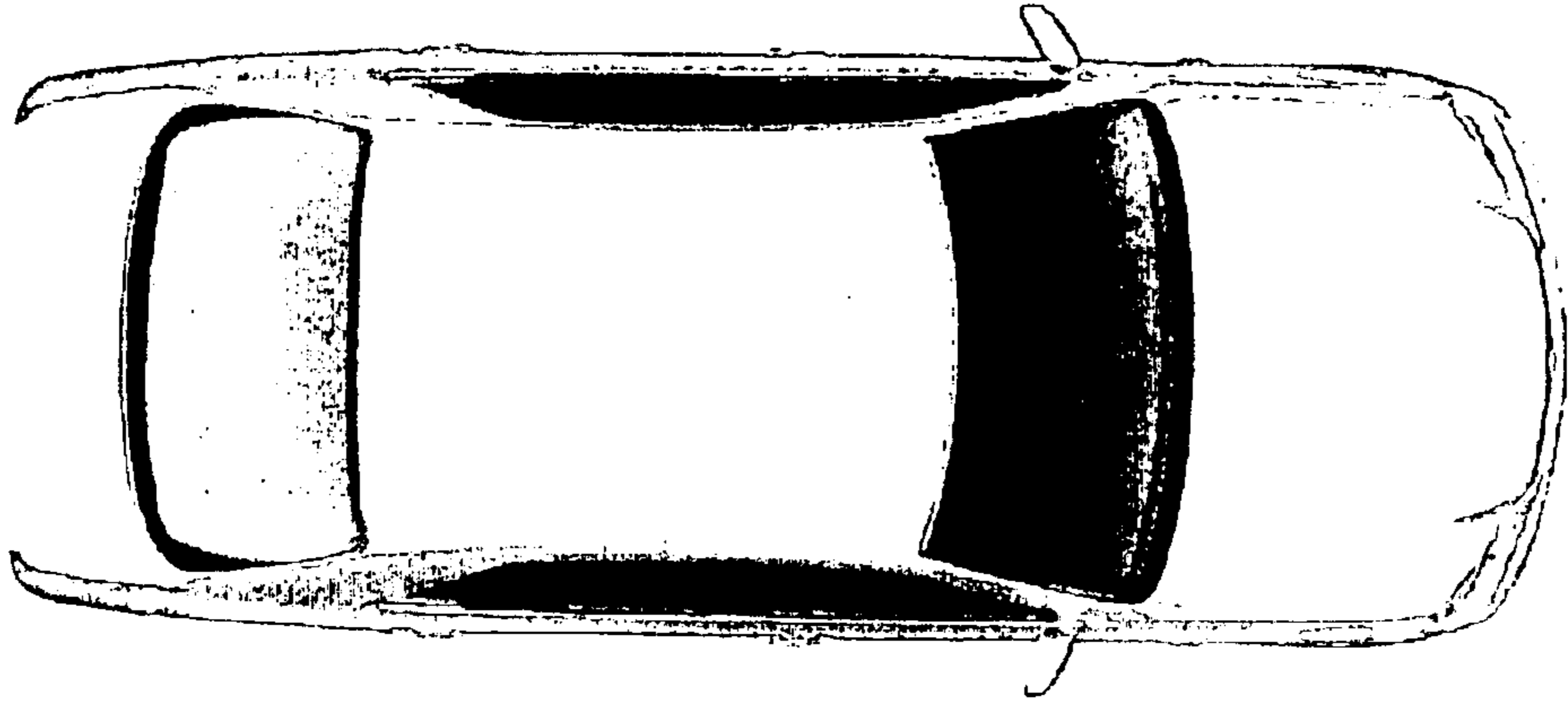


FIG. 4




FIG. 5




FIG. 6

UNITED STATES PATENT AND TRADEMARK OFFICE  
**CERTIFICATE OF CORRECTION**

PATENT NO. : Des. 489,646 S  
DATED : May 11, 2004  
INVENTOR(S) : Akiyama et al.

Page 1 of 4

It is certified that error appears in the above-identified patent and that said Letters Patent is hereby corrected as shown below:

Replace Title page consisting of Fig. 1 with attached Title page consisting of Fig. 1

Replace Figs. 1-6 with attached Figs 1-6

Signed and Sealed this

Twenty-first Day of December, 2004

A handwritten signature in black ink on a light gray dotted background. The signature reads "Jon W. Dudas" in a cursive style.

JON W. DUDAS

*Director of the United States Patent and Trademark Office*

**(12) United States Design Patent** (10) Patent No.: **US D489,646 S**  
**Akiyama et al.** (45) Date of Patent: **•• May 11, 2004**

**(54) AUTOMOBILE**

**(75) Inventors:** Minoru Akiyama, Aichi-ken (JP);  
 Yasuhisa Hamano, Aichi-ken (JP)

**(73) Assignee:** Toyota Jidosha Kabushiki Kaisha (JP)

**(\*\*)** Term: 14 Years

**(21)** Appl. No.: 29/179,622

**(22)** Filed: Apr. 11, 2003

**(30)** Foreign Application Priority Data  
 Nov. 1, 2002 (JP) ..... 2002-030130

**(51)** LOC (7) Cl. .... 12-08

**(52)** U.S. Cl. .... D12/92

**(58)** Field of Search ..... D12/86, 90-92;  
 296/185

**(56) References Cited**

**U.S. PATENT DOCUMENTS**

- D459,682 S • 7/2002 Suzuki et al. .... D12/92
- D459,683 S • 7/2002 Sakae et al. .... D12/92
- D476,602 S • 7/2003 Yanada et al. .... D12/92

**OTHER PUBLICATIONS**

2002 Mercedes-Benz S Class; Imported Cars Guide Book;  
 Oct. 29, 2002; p. 127.  
 2002 Nissan SKYLINE; Automotive Guidebook of Japan;  
 Oct. 29, 2002; p. 100.

\* cited by examiner

*Primary Examiner*—Melody N. Brown

*(74) Attorney, Agent, or Firm*—SAIDMAN DesignLaw  
 Group


**(57) CLAIM**

The ornamental design for an automobile, as shown and  
 described.


**DESCRIPTION**

FIG. 1 is a front perspective view of an automobile showing  
 our new design;  
 FIG. 2 is a rear perspective view thereof;  
 FIG. 3 is a left side view thereof, with the right side view  
 being a mirror image;  
 FIG. 4 is a top view thereof;  
 FIG. 5 is a front view thereof; and,  
 FIG. 6 is a rear view thereof.


**1 Claim, 2 Drawing Sheets**



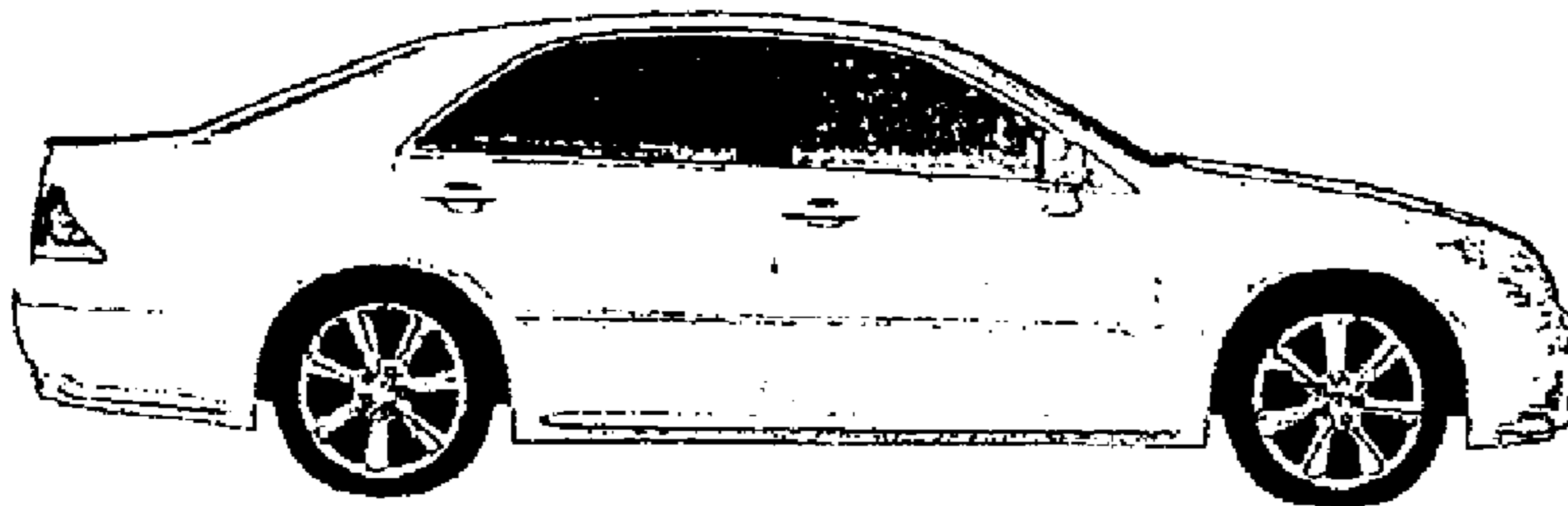




**FIG. 1**



**FIG. 2**



**FIG. 3**

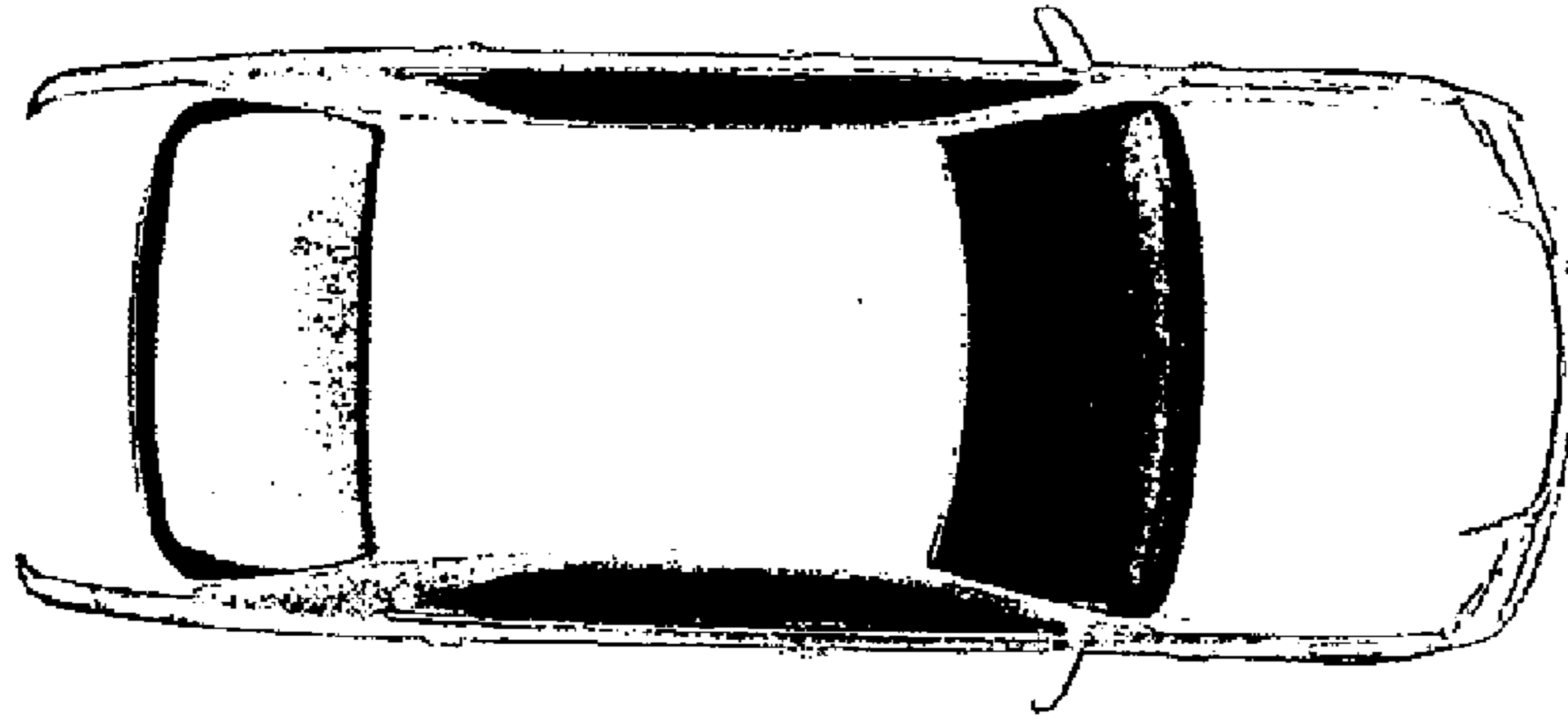


FIG. 4




FIG. 5




FIG. 6

UNITED STATES PATENT AND TRADEMARK OFFICE  
**CERTIFICATE OF CORRECTION**

PATENT NO. : Des. 489,646 S  
DATED : May 11, 2004  
INVENTOR(S) : Akiyama et al.

Page 1 of 4

It is certified that error appears in the above-identified patent and that said Letters Patent is hereby corrected as shown below:

Please delete the Title page consisting of fig 1 drawing and replace with the attached fig. 1.

Delete figs 1-6 and replace with figs 1-6

Signed and Sealed this

Eighth Day of March, 2005

A handwritten signature in black ink on a light gray dotted background. The signature reads "Jon W. Dudas" in a cursive style.

JON W. DUDAS

*Director of the United States Patent and Trademark Office*



(12) **United States Design Patent** (10) Patent No.: **US D489,646 S**  
Akiyama et al. (45) Date of Patent: **May 11, 2004**

(54) **AUTOMOBILE**

(75) Inventors: **Minoru Akiyama, Aichi-ken (JP);  
Yasuhisa Hamano, Aichi-ken (JP)**

(73) Assignee: **Toyota Jidosha Kabushiki Kaisha (JP)**

(\*\*\*) Term: **14 Years**

(21) Appl. No.: **29/179,622**

(22) Filed: **Apr. 11, 2003**

(30) Foreign Application Priority Data  
Nov. 1, 2002 (JP) ..... 2002-030130

(51) LOC (7) Cl. .... 12-08

(52) U.S. Cl. .... D12/92

(58) Field of Search ..... D12/86, 90-92;  
296/185

(56) **References Cited**

**U.S. PATENT DOCUMENTS**

- D459,682 S • 7/2002 Suzuki et al. .... D12/92
- D459,683 S • 7/2002 Sakae et al. .... D12/92
- D476,602 S • 7/2003 Yanada et al. .... D12/92

**OTHER PUBLICATIONS**

2002 Mercedes-Benz S Class; Imported Cars Guide Book;  
Oct. 29, 2002; p. 127.  
2002 Nissan SKYLINE; Automotive Guidebook of Japan;  
Oct. 29, 2002; p. 100.

\* cited by examiner

Primary Examiner—Melody N. Brown

(74) Attorney, Agent, or Firm—SAIDMAN DesignLaw  
Group


(57) **CLAIM**


The ornamental design for an automobile, as shown and  
described.

**DESCRIPTION**


FIG. 1 is a front perspective view of an automobile showing  
our new design;  
FIG. 2 is a rear perspective view thereof;  
FIG. 3 is a left side view thereof, with the right side view  
being a mirror image;  
FIG. 4 is a top view thereof;  
FIG. 5 is a front view thereof; and,  
FIG. 6 is a rear view thereof.

**1 Claim, 2 Drawing Sheets**

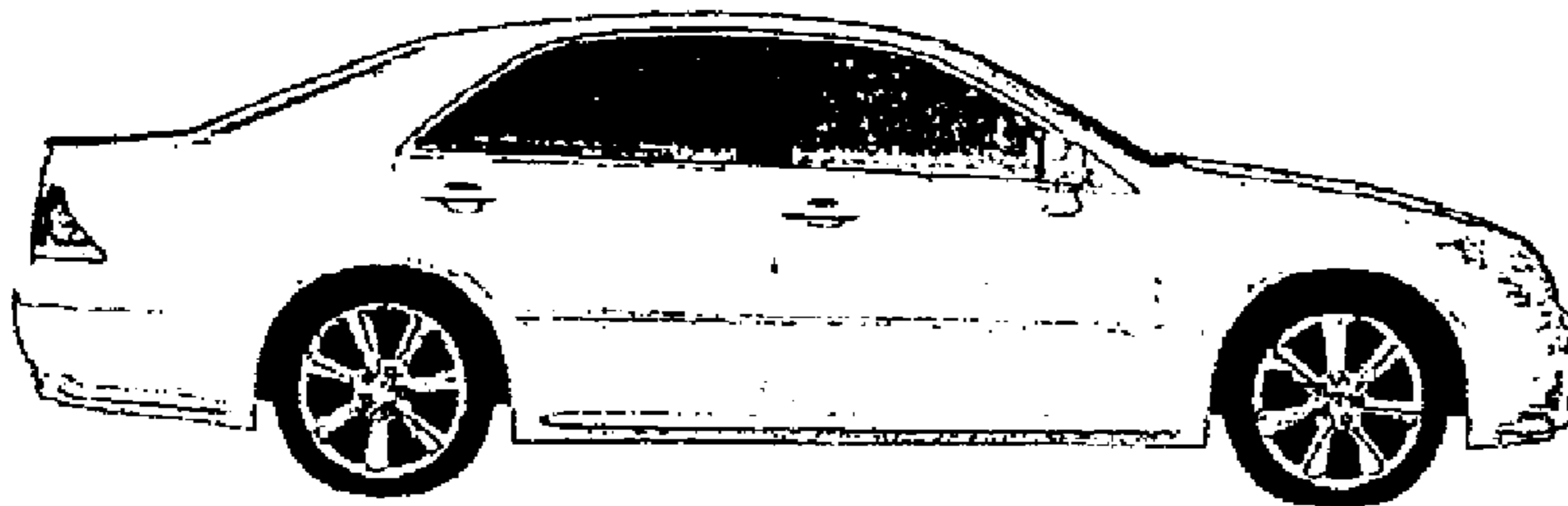




**FIG. 1**



**FIG. 2**



**FIG. 3**

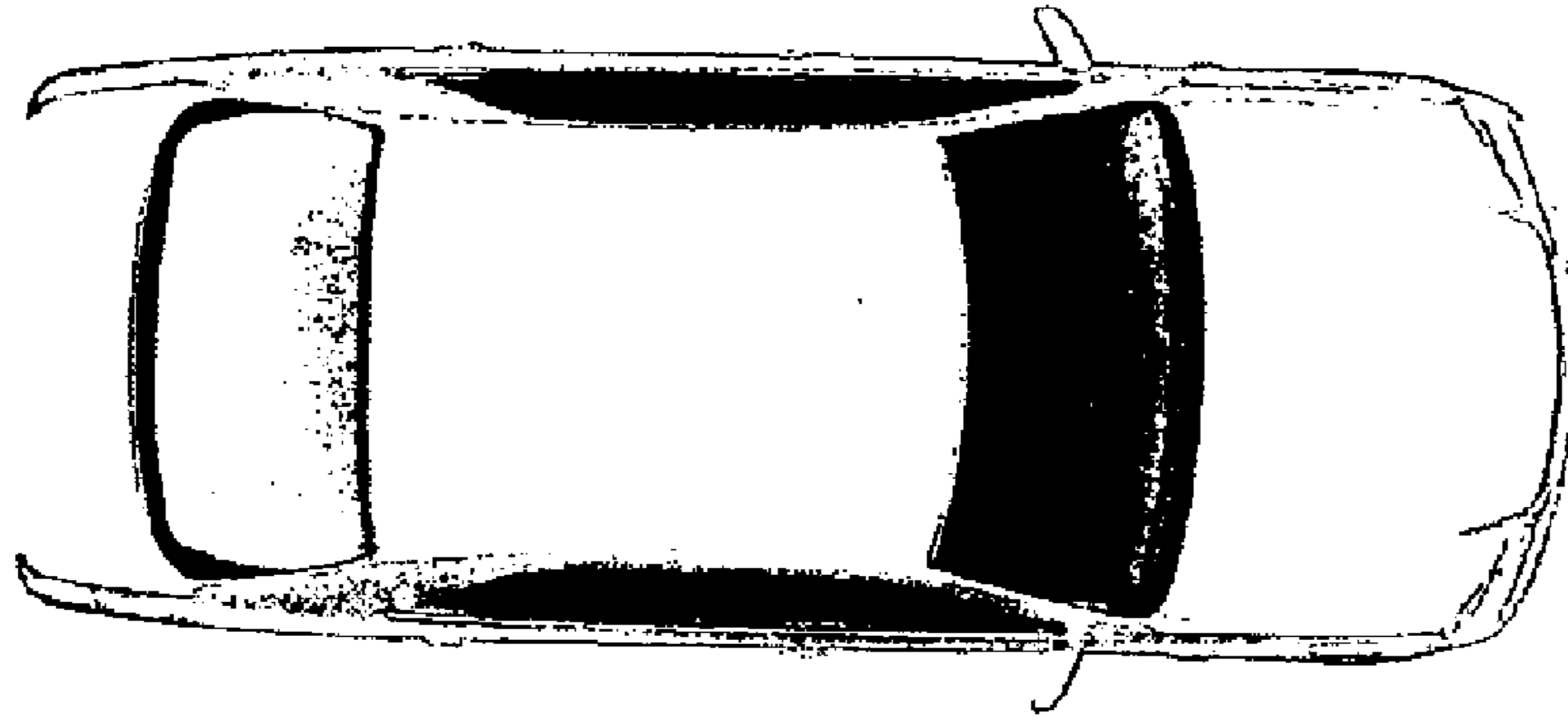


FIG. 4




FIG. 5




FIG. 6