



US00D489643S

(12) **United States Design Patent**
Harbaugh

(10) **Patent No.:** **US D489,643 S**

(45) **Date of Patent:** **** May 11, 2004**

(54) **PLANTER**

(76) **Inventor:** **Kenneth A. Harbaugh**, 9886
Riverwood Ct., Douglasville, GA (US)
30135

(**) **Term:** **14 Years**

(21) **Appl. No.:** **29/188,778**

(22) **Filed:** **Aug. 21, 2003**

Related U.S. Application Data

(62) Division of application No. 29/173,647, filed on Jan. 3, 2003.

(51) **LOC (7) Cl.** **11-02**

(52) **U.S. Cl.** **D11/151; D11/153**

(58) **Field of Search** D6/143, 148-149,
D6/151-154, 403-404; 47/65.5, 65.7, 67,
71, 72; 206/423; 248/27.8; D7/560, 564-565,
585, 518, 521

(56) **References Cited**

U.S. PATENT DOCUMENTS

D118,384 S * 1/1940 Mehrer D11/151

D171,664 S * 3/1954 Rosenberg D11/151

D235,159 S * 5/1975 Ball D7/518

D324,005 S * 2/1992 Grosfillex D11/152

D331,549 S * 12/1992 Embree D11/153

D479,694 S * 9/2003 Harbaugh D11/151

* cited by examiner

Primary Examiner—Doris V. Coles

Assistant Examiner—Mimosa De

(74) *Attorney, Agent, or Firm*—Kilpatrick Stockton LLP

(57) **CLAIM**

The ornamental design for a planter, substantially as shown and described.

DESCRIPTION

FIG. 1 is a perspective view showing the planter;
FIG. 2 is a front view thereof, the rear view being the same;
FIG. 3 is a right side view thereof;
FIG. 4 is a rear view thereof;
FIG. 5 is a left side view thereof;
FIG. 6 is a top view thereof; and,
FIG. 7 is a bottom view thereof.

1 Claim, 4 Drawing Sheets





Fig. 1




Fig. 2




Fig. 3




Fig. 4




Fig 5

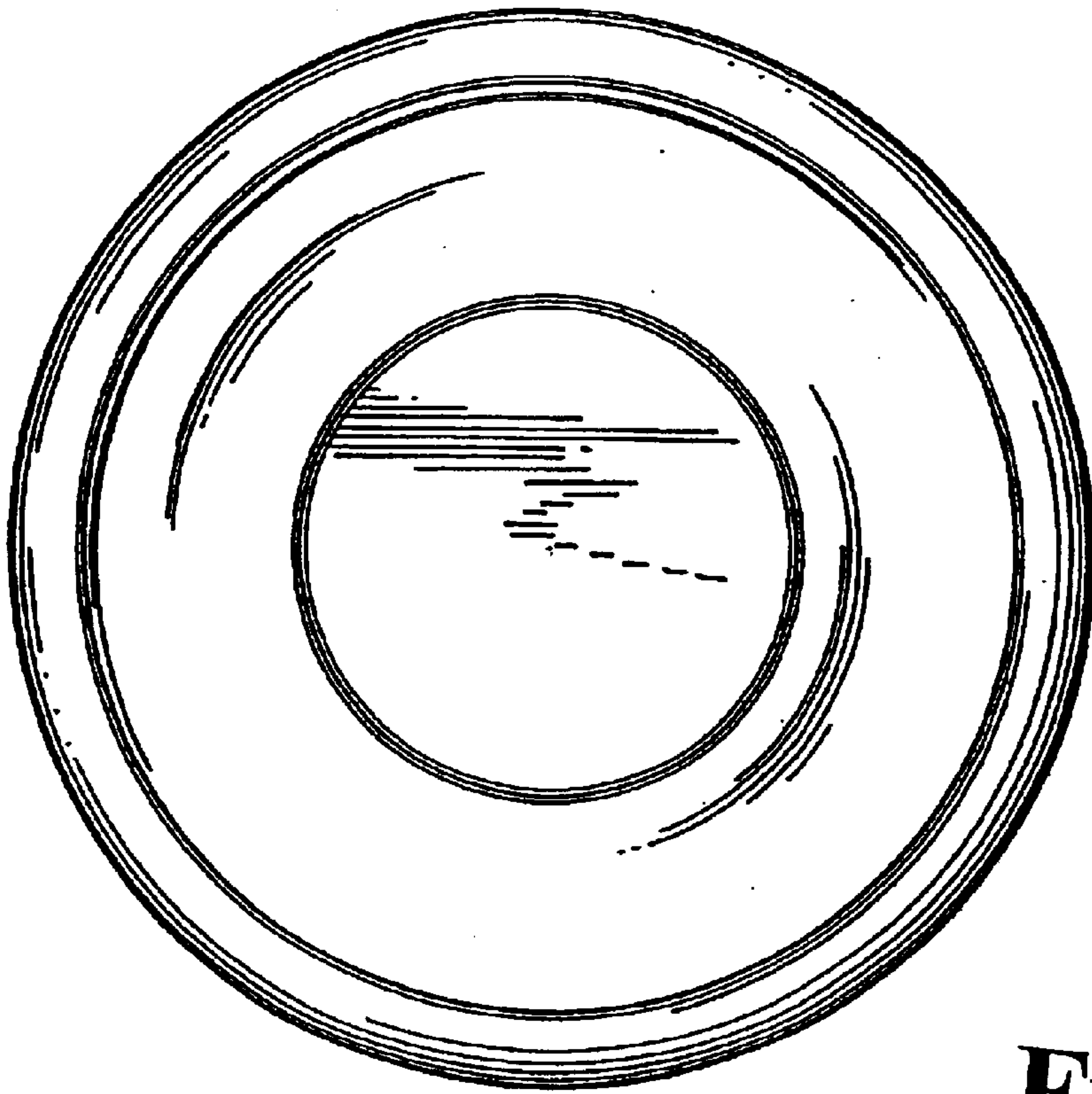


Fig. 6




Fig 7