



US00D489629S

(12) **United States Design Patent**
Chodat

(10) **Patent No.:** **US D489,629 S**

(45) **Date of Patent:** **** May 11, 2004**

(54) **WATCH CASE**

D475,306 S * 6/2003 Modolo D10/39

(75) **Inventor:** **Jean-Pierre Chodat, Auvernier (CH)**

FOREIGN PATENT DOCUMENTS

(73) **Assignee:** **Ebel SA, La Chaux-de-Fonds (CH)**

WO /057000 * 3/2001 D10/32 X

(**) **Term:** **14 Years**

OTHER PUBLICATIONS

(21) **Appl. No.:** **29/177,787**

U.S. patent application Ser. No. 29/167,777, Chodat, filed Sep. 18, 2002.

(22) **Filed:** **Mar. 13, 2003**

* cited by examiner

(30) **Foreign Application Priority Data**

Oct. 4, 2002 (WO) DM/061853

Primary Examiner—Nelson C. Holtje

(51) **LOC (7) Cl.** **10-02**

(74) *Attorney, Agent, or Firm*—Stroock & Stroock & Lavan LLP

(52) **U.S. Cl.** **D10/30**

(58) **Field of Search** D10/1-40, 122-132;
368/280-282, 276-277, 285, 294-295

(57) **CLAIM**

The ornamental design for a watch case, as shown.

(56) **References Cited**

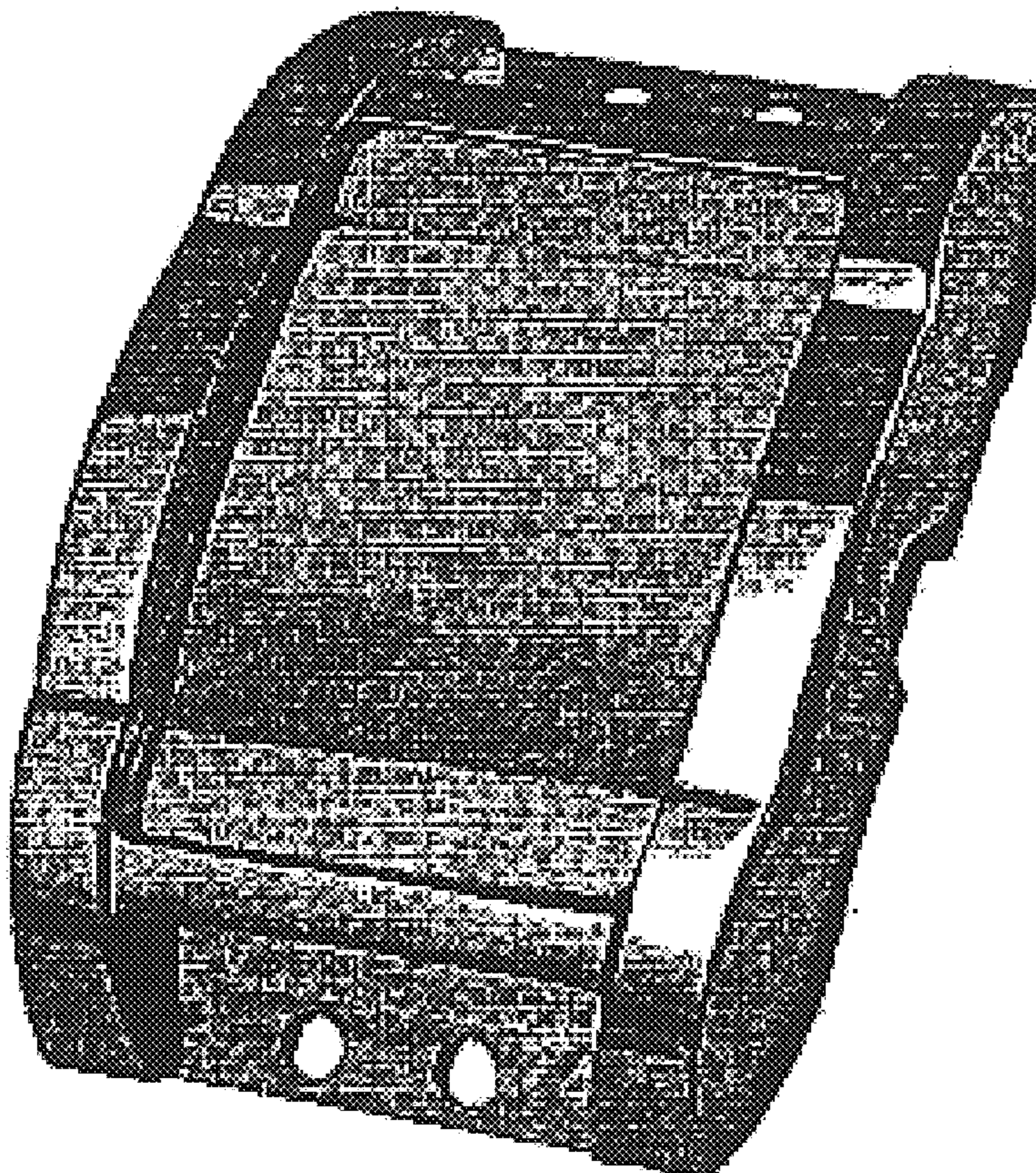
DESCRIPTION

U.S. PATENT DOCUMENTS

- D250,693 S * 1/1979 Perrin D10/39
- D250,695 S * 1/1979 Perrin D10/39
- D295,386 S * 4/1988 Miyama D10/30
- D454,310 S * 3/2002 Dostourian D10/30
- D454,802 S * 3/2002 Hegi D10/39
- D468,217 S * 1/2003 Lepeu et al. D10/32
- D474,700 S * 5/2003 Court D10/39
- D474,983 S * 5/2003 Wunderman D10/32

FIG. 1 is a perspective view of a watch case in accordance with the invention;
 FIG. 2 is a front elevational view thereof;
 FIG. 3 is a rear elevational view thereof;
 FIG. 4 is a right side elevational view thereof;
 FIG. 5 is a left side elevational view thereof;
 FIG. 6 is a top plan view thereof; and,
 FIG. 7 is a bottom plan view thereof.

1 Claim, 7 Drawing Sheets



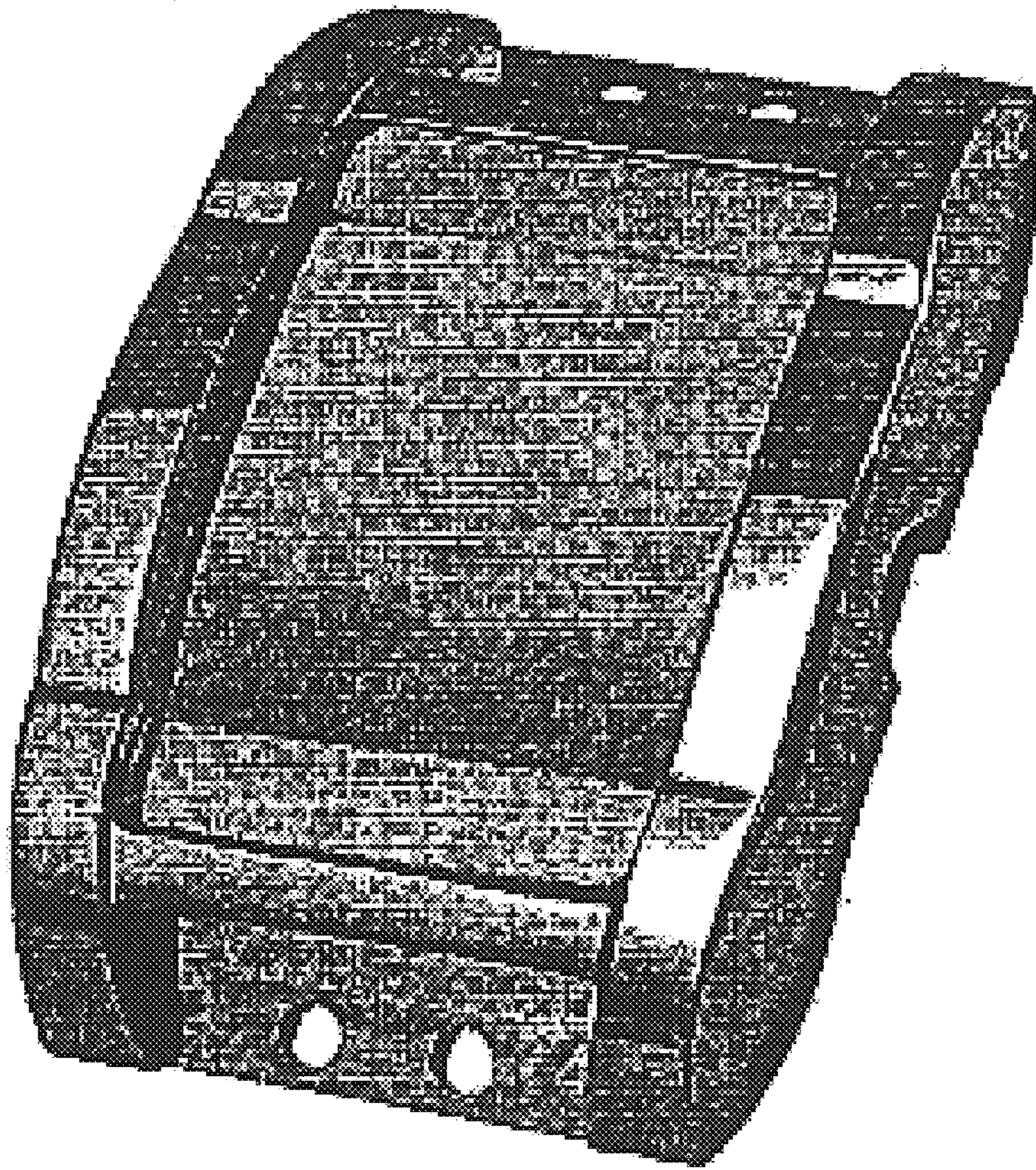


FIG. 1

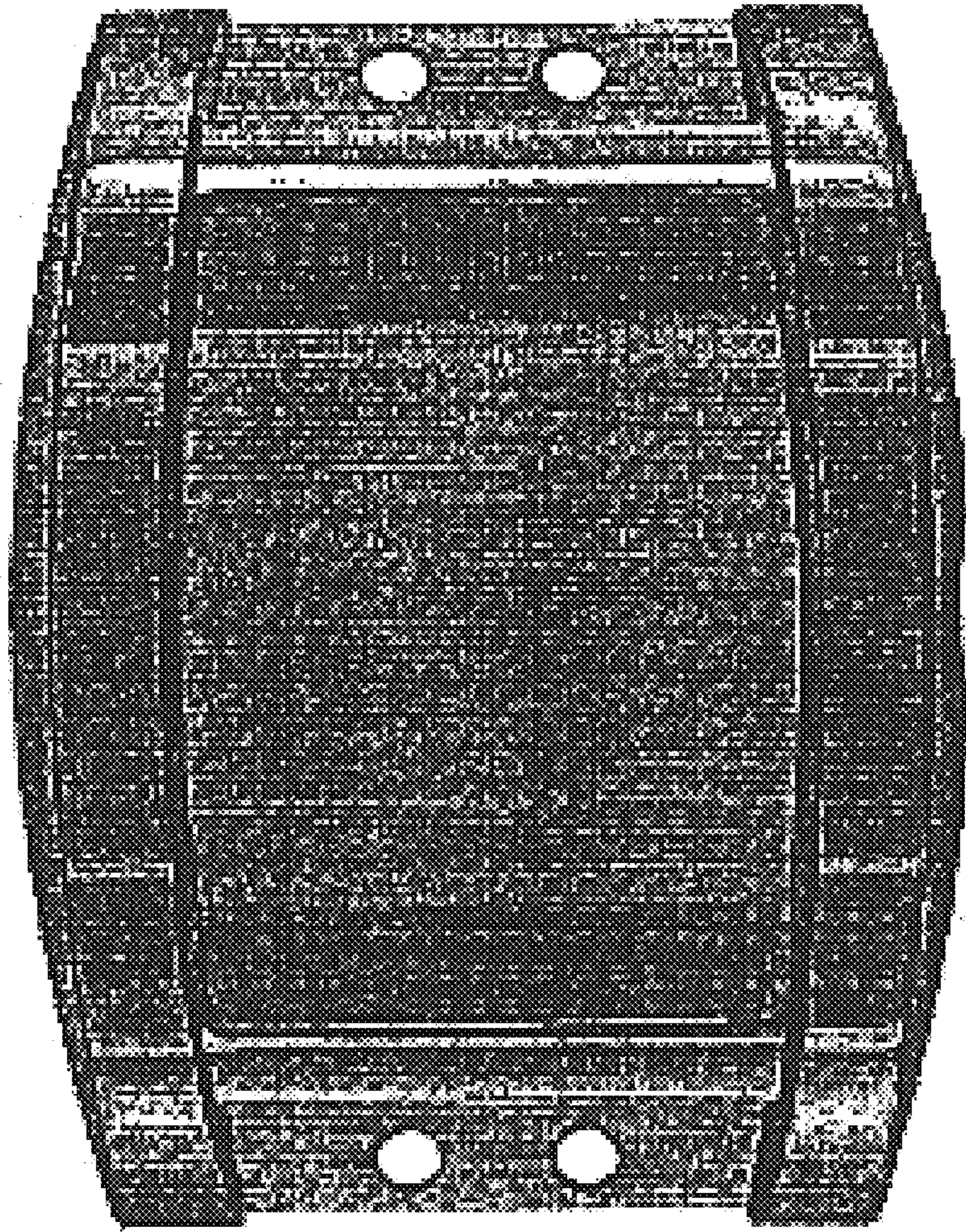


FIG. 2




FIG. 3




FIG. 4




FIG. 5



FIG. 6




FIG. 7