



US00D489625S

(12) **United States Design Patent**
Steele, IV et al.

(10) **Patent No.: US D489,625 S**

(45) **Date of Patent: ** May 11, 2004**

(54) **TOP PORTION OF A LIQUID DISPENSER**

(75) Inventors: **William E. Steele, IV**, Fort Worth, TX (US); **Phillip D. Livingston**, Dallas, TX (US); **Clarence D. Zierhut**, Garland, TX (US)

(73) Assignee: **Remington Health Products, L.L.C.**, Fort Worth, TX (US)

(**) Term: **14 Years**

(21) Appl. No.: **29/179,276**

(22) Filed: **Apr. 8, 2003**

Related U.S. Application Data

(62) Division of application No. 29/159,930, filed on Apr. 29, 2002, now Pat. No. Des. 476,234.

(51) **LOC (7) Cl. 09-01**

(52) **U.S. Cl. D9/529; D9/530; D9/543; D9/560**

(58) **Field of Search D9/454, 503, 516, D9/529-531, 537-543, 552, 557-558, 565, 570, 574, 444, 445; 215/12.1-12.2, 382-384, 396, 398, 400**

(56) **References Cited**

U.S. PATENT DOCUMENTS

525,753 A	9/1894	Turner
526,772 A	10/1894	Dickerson
D97,400 S	11/1935	Lewis
D177,570 S	5/1956	James
D188,297 S	6/1960	Pedrick, III
D231,083 S	4/1974	Campbell
D234,250 S	2/1975	Holzaepfel
D234,914 S	4/1975	Morgan
4,150,761 A	4/1979	Collins
4,230,230 A	10/1980	Mumford
4,273,247 A	6/1981	Earls
D276,592 S	12/1984	Cox
D285,659 S	9/1986	Paulovich et al.

4,834,251 A	5/1989	Yu
4,998,649 A	3/1991	Thanisch
D340,867 S	11/1993	Martin
5,544,768 A	8/1996	Gargione
D376,541 S	12/1996	Gobe
D378,193 S	2/1997	Gobe
D378,662 S	4/1997	Gobe
D379,930 S	6/1997	Gobe
D381,271 S	7/1997	Paoloski
D385,041 S	10/1997	Sanfilippo
D392,390 S	3/1998	Chan et al.
5,735,417 A	4/1998	Darr et al.
D399,756 S	10/1998	Lonczak et al.
D423,107 S	4/2000	Brown et al.
6,102,223 A	8/2000	Montgomery
D440,157 S	4/2001	Lichtman et al.
D446,727 S	8/2001	Cummings
D451,025 S	* 11/2001	Meeker et al. D9/500
D453,892 S	2/2002	Lindsay et al.

OTHER PUBLICATIONS

U.S. patent application Ser. No. 29/159,914 filed Apr. 29, 2002 entitled *Liquid Dispenser* by Steele, et al.

* cited by examiner

Primary Examiner—Philip S. Hyder

Assistant Examiner—Carol Rademaker

(74) *Attorney, Agent, or Firm*—Fulbright & Jaworski L.L.P.

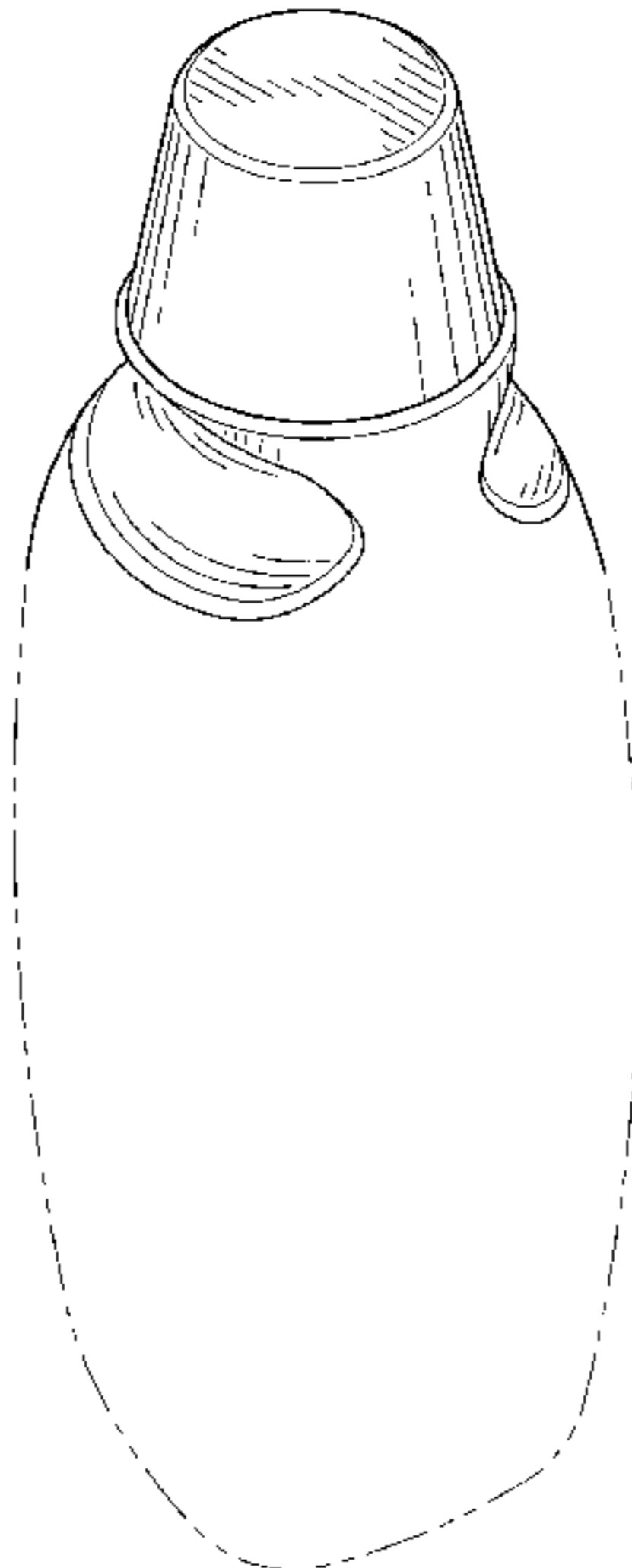
(57) **CLAIM**

The ornamental design for a top portion of a liquid dispenser, as shown and described.

DESCRIPTION

FIG. 1 is a perspective view of the ornamental design top portion of a liquid dispenser showing our design; FIG. 2 is a front view top portion of a liquid dispenser; FIG. 3 is a side view top portion of a dispenser; and, FIG. 4 is a top view top portion of a dispenser. The broken lines shown in the drawings are for illustrative purposes only and forms no part of the claimed design.

1 Claim, 1 Drawing Sheet



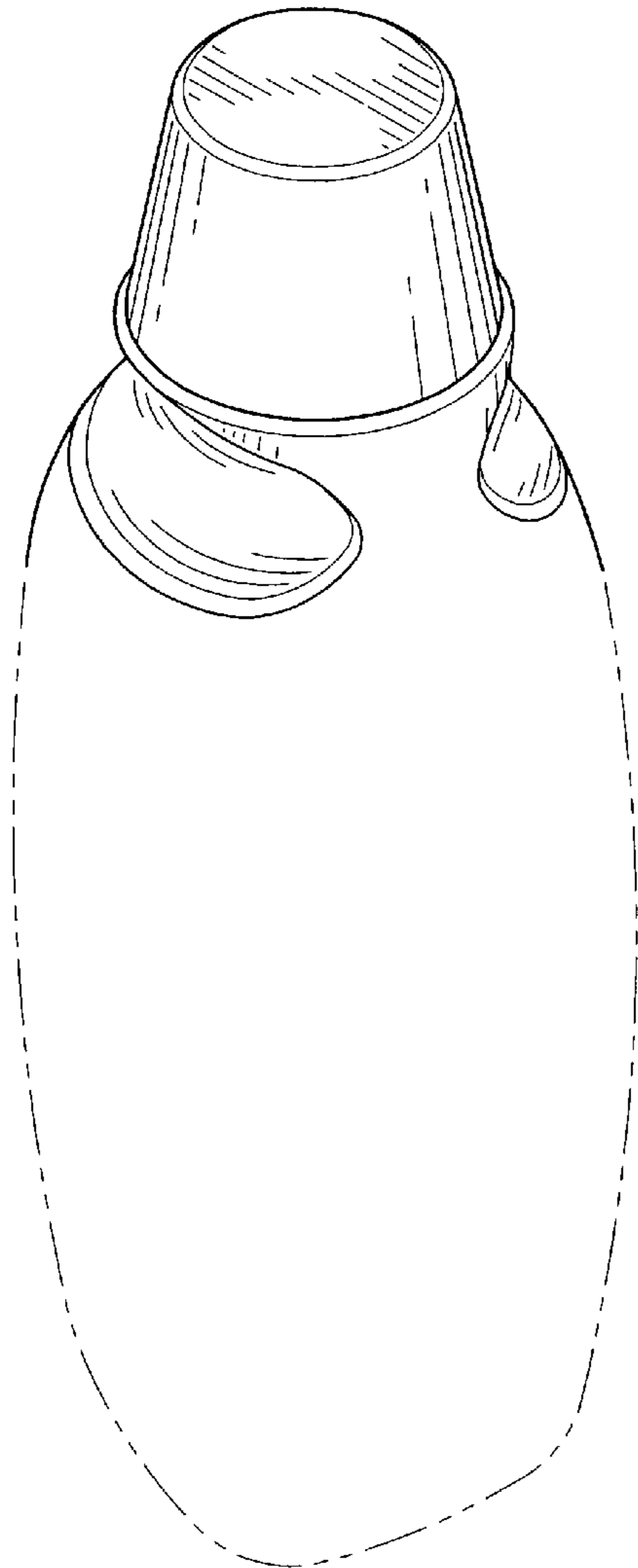


FIG. 1

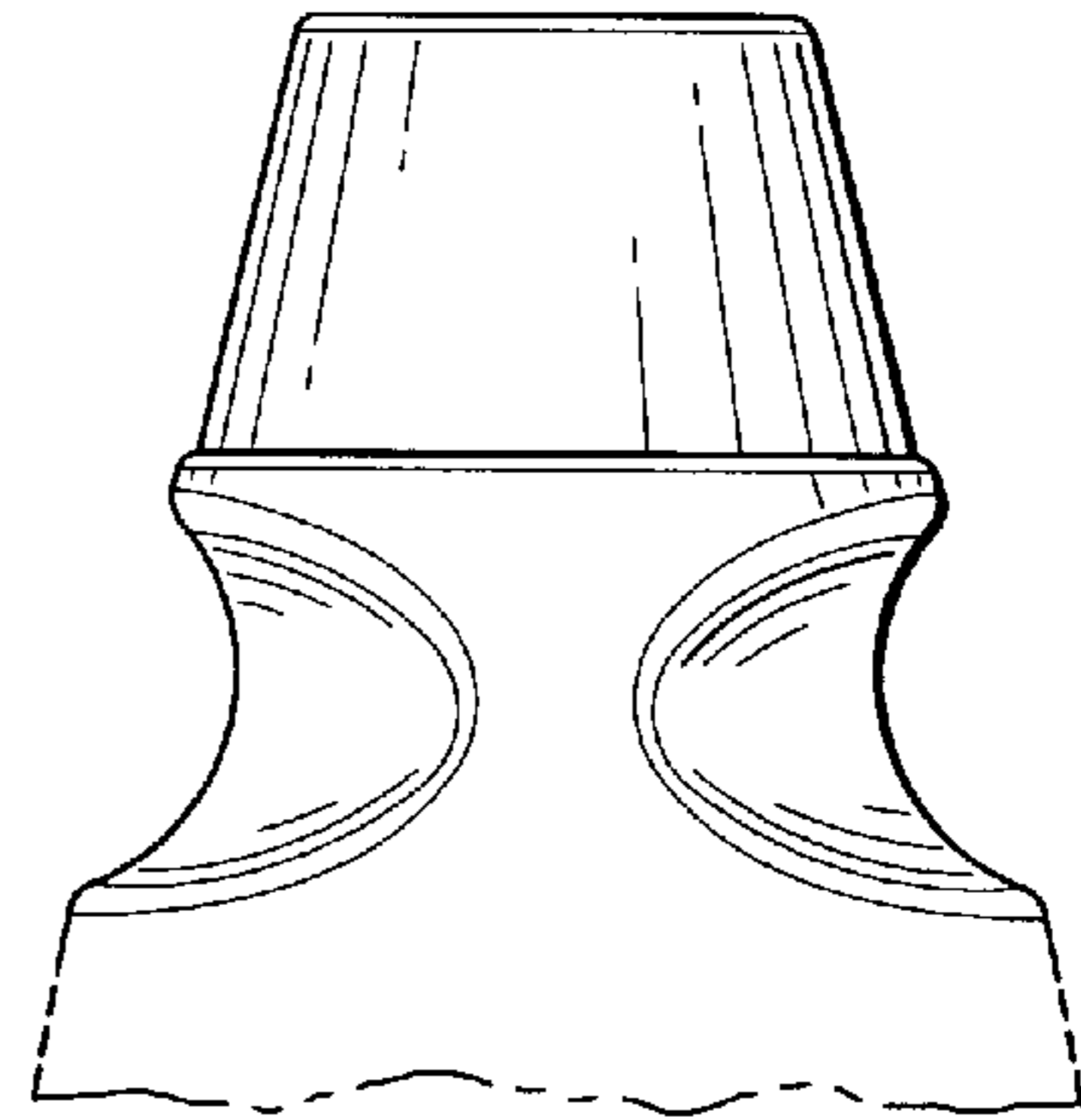


FIG. 2




FIG. 3

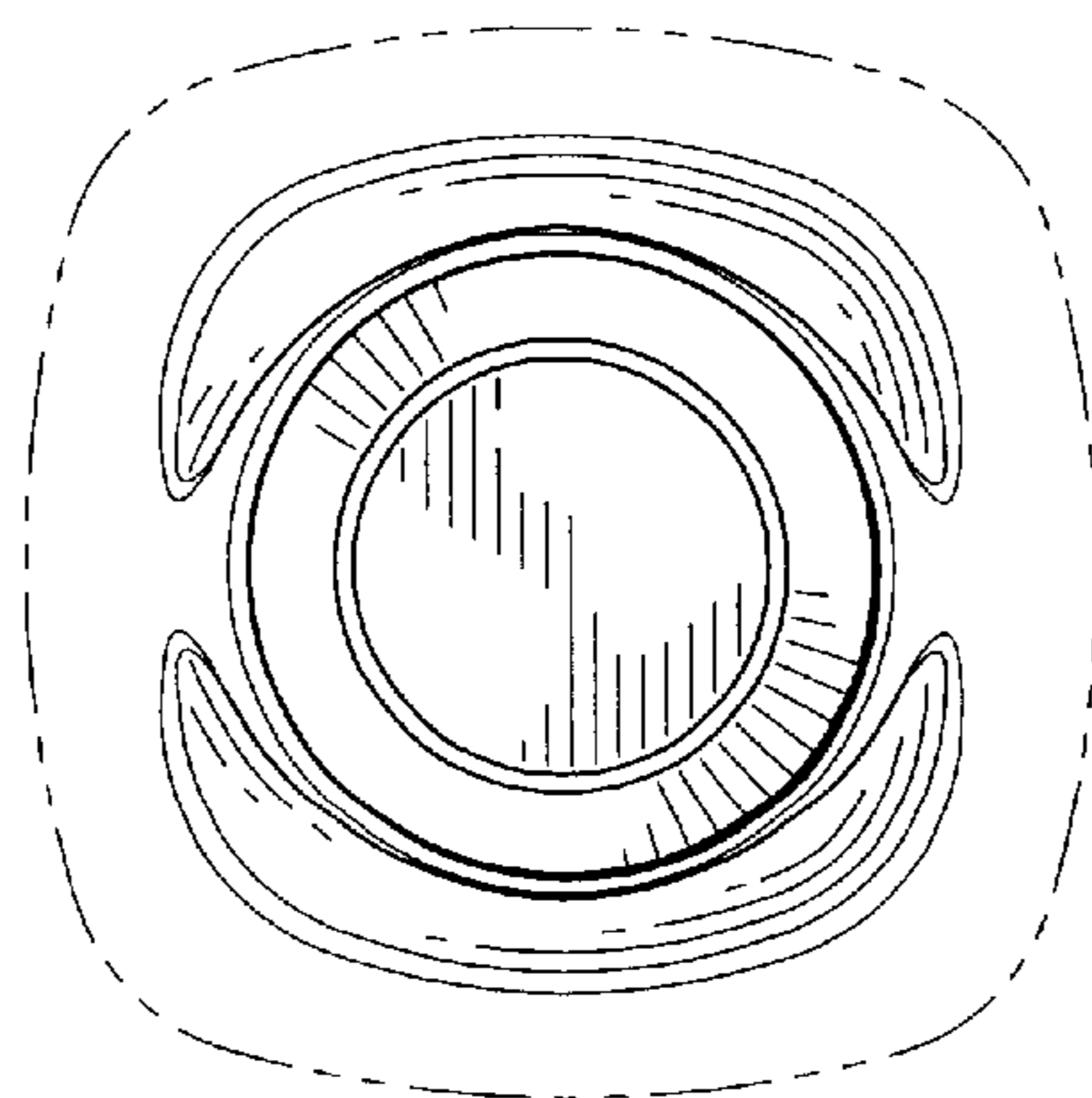


FIG. 4