



US00D489595S

(12) **United States Design Patent**
Gleichauf et al.

(10) **Patent No.: US D489,595 S**

(45) **Date of Patent: ** May 11, 2004**

(54) **STERILIZING CONTAINER LATCH**

(75) Inventors: **Wilhelm Gleichauf**,
Tuttlingen-Moehringen (DE); **Mariana
Jakab**, Tuttlingen (DE);
Friedrich-Wilhelm Oertmann,
Tuttlingen (DE); **Torsten Renner**,
Tuttlingen (DE); **Stefan Schuster**,
Tuttlingen (DE); **Wolfgang Schwanke**,
Rietheim-Weilheim (DE)

4,551,311 A	*	11/1985	Lorenz	422/300
4,818,502 A	*	4/1989	Taschner	422/310
4,915,913 A	*	4/1990	Williams et al.	422/119
4,920,771 A	*	5/1990	Jiang	70/4
5,351,509 A	*	10/1994	Visenzi	70/73
D371,203 S		6/1996	Deeds		
6,077,485 A		6/2000	Baker		
6,319,481 B1		11/2001	Banks		
6,418,760 B1	*	7/2002	Fettes	70/71
6,547,293 B1	*	4/2003	Cheng	292/247

(73) Assignee: **Aesculap AG & Co. KG**, Tuttlingen (DE)

(**) Term: **14 Years**

(21) Appl. No.: **29/166,953**

(22) Filed: **Sep. 5, 2002**

(30) **Foreign Application Priority Data**

Mar. 6, 2002 (DE) 402 02 178

(51) **LOC (7) Cl. 08-03**

(52) **U.S. Cl. D8/336**

(58) **Field of Search** D8/330, 331, 336-339,
D8/344, 345, 301, 300, 306; 70/57, 58,
63-76, 141, 142; 190/101, 119, 121; 292/358,
359, DIG. 14, DIG. 17, DIG. 38, DIG. 42,
DIG. 68; 206/508, 363, 367, 368; 220/324,
87.1; 422/292, 310, 300, 256

(56) **References Cited**

U.S. PATENT DOCUMENTS

D121,265 S	*	6/1940	Worthington	D8/338
D197,875 S	*	3/1964	Aignar	D8/336
D210,686 S	*	4/1968	Woolworth	D8/336
4,388,991 A	*	6/1983	Price	206/53

OTHER PUBLICATIONS

Aesculap AG & Co. KG catalog entitled "Sterilcontainer System", May 2000.

* cited by examiner

Primary Examiner—Prabhakar Deshmukh

(74) *Attorney, Agent, or Firm*—Barry R. Lipsitz

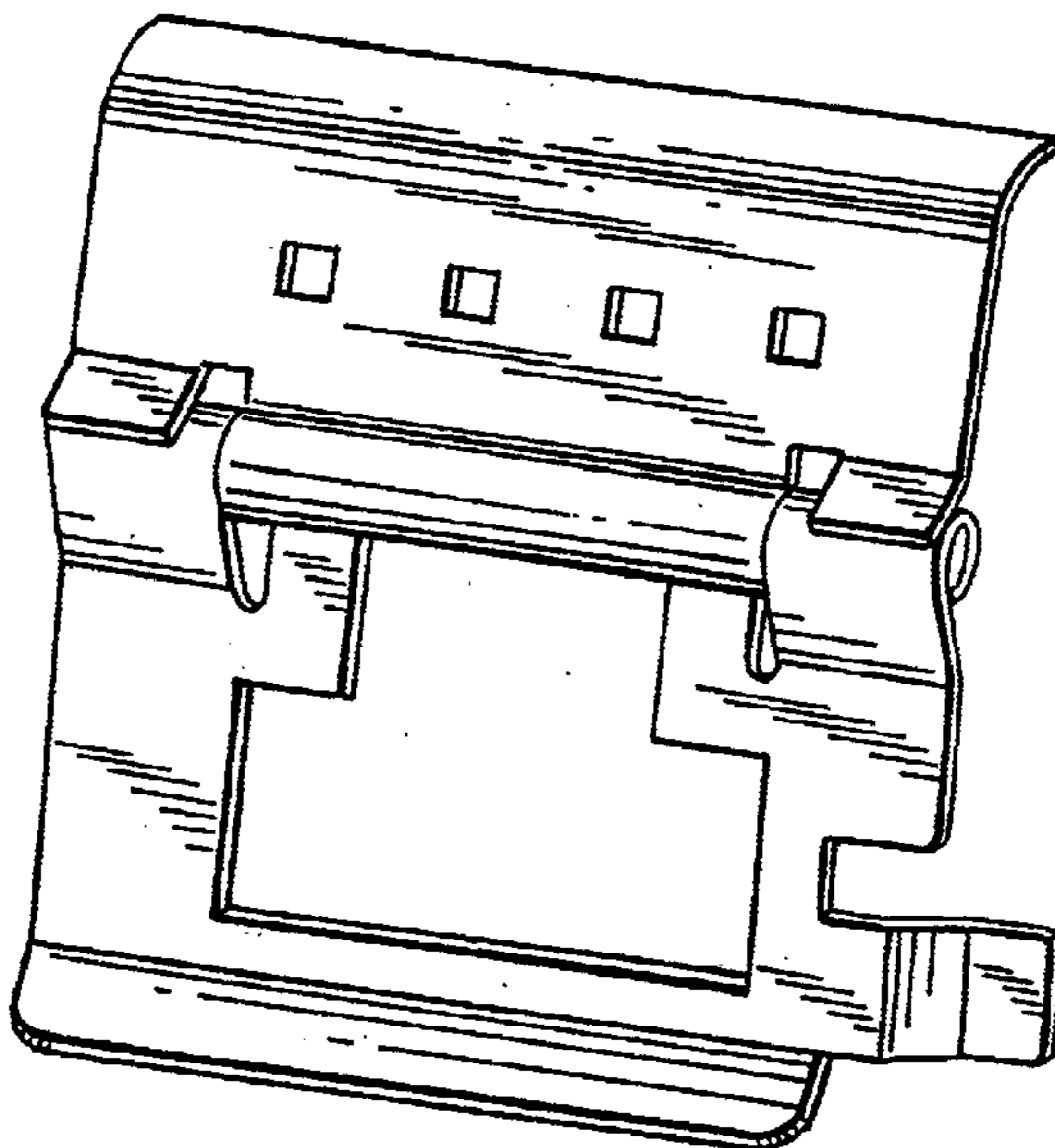
(57) **CLAIM**

The ornamental design for a sterilizing container latch, as shown and described.

DESCRIPTION

FIG. 1 is a perspective view of a sterilizing container latch showing my new design;
FIG. 2 is an enlarged scale perspective view of a sterilizing container latch in FIG. 1;
FIG. 3 is a perspective view of another embodiment of FIG. 1; and,
FIG. 4 is an enlarged scale perspective view of a sterilizing container latch in FIG. 3.
The broken lines showing of sterilizing container is for illustrative purpose only and forms no part of the claimed design. The rear side of the design, not disclosed, is disclaimed.

1 Claim, 4 Drawing Sheets



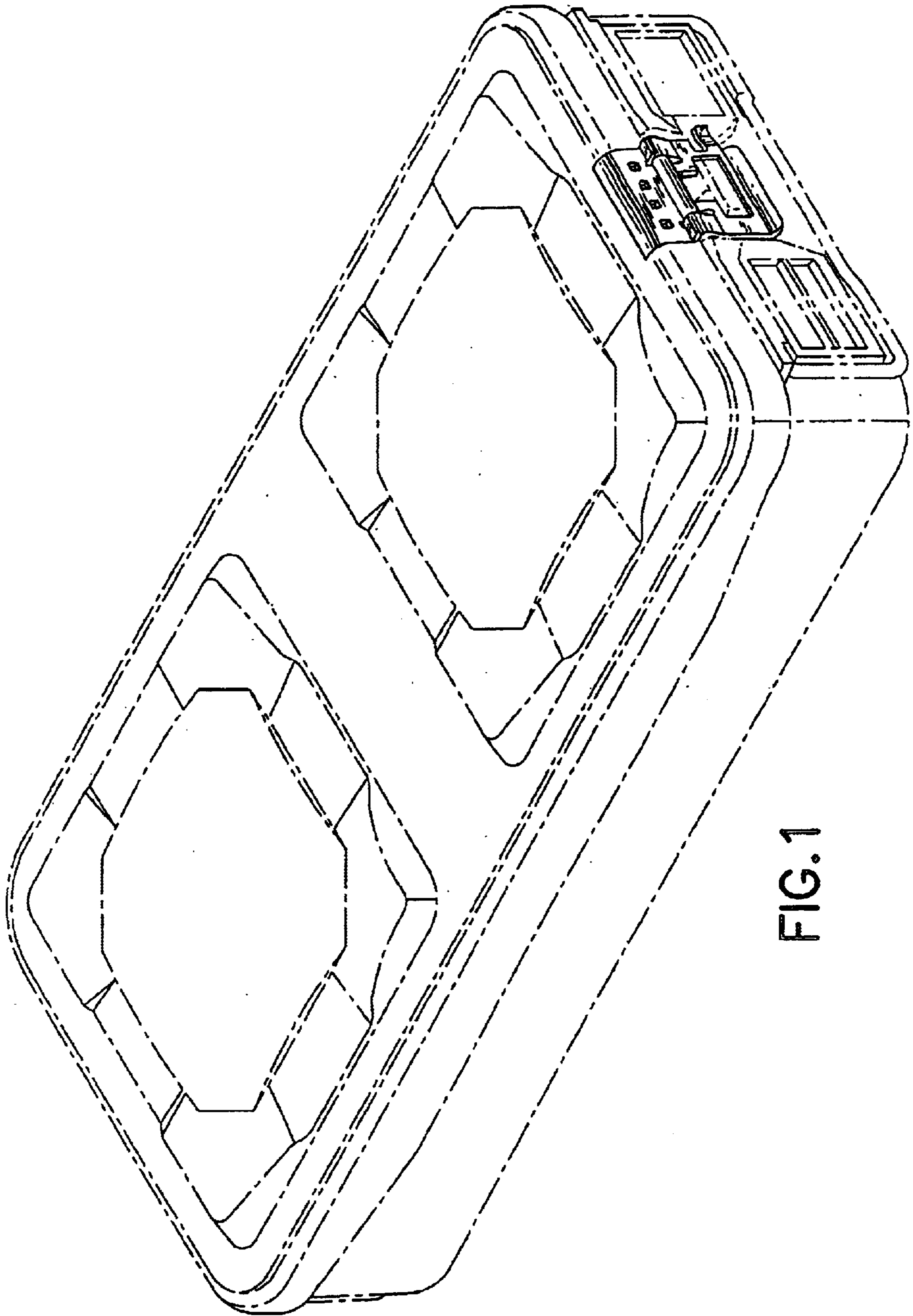


FIG. 1

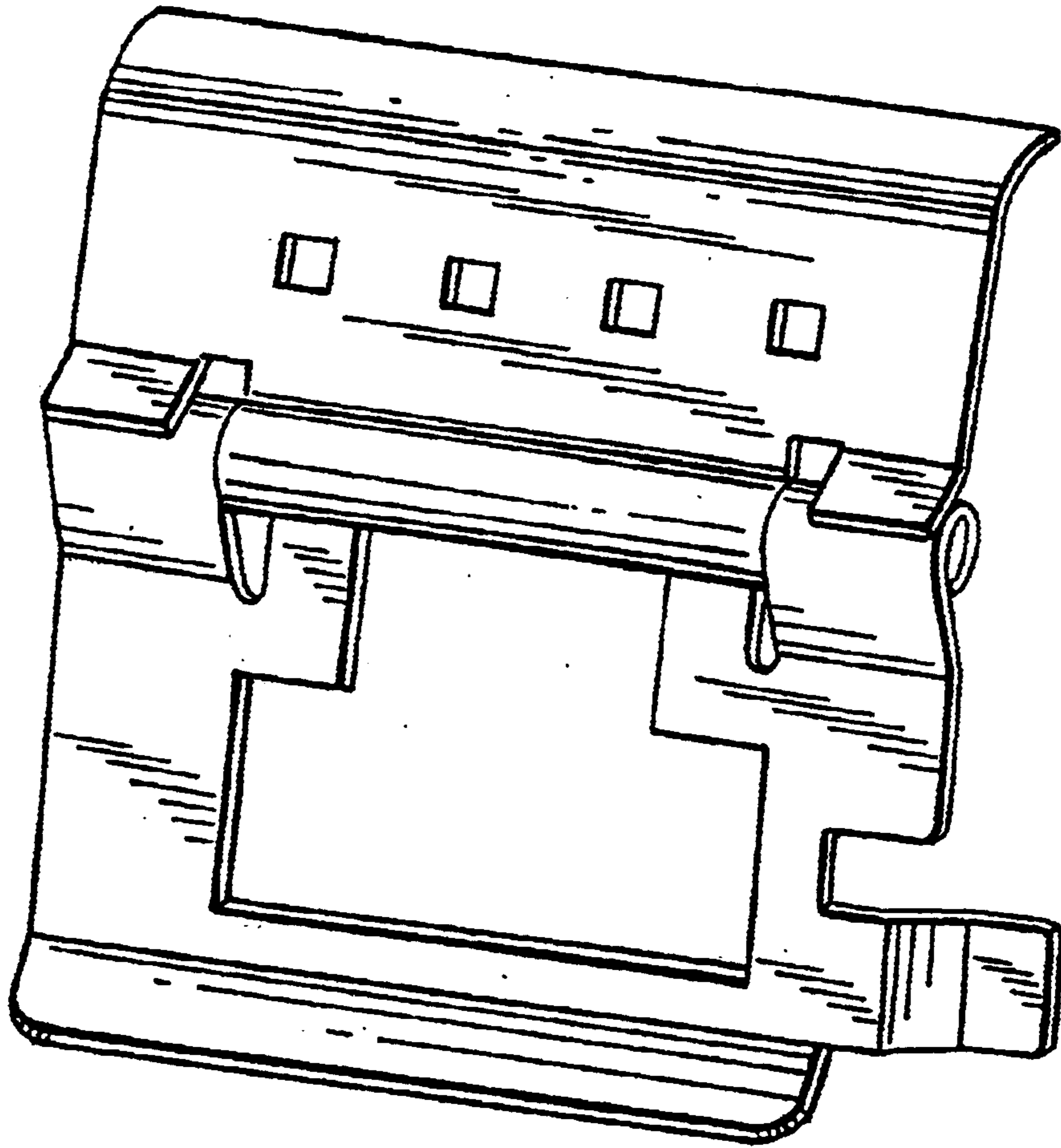


FIG. 2

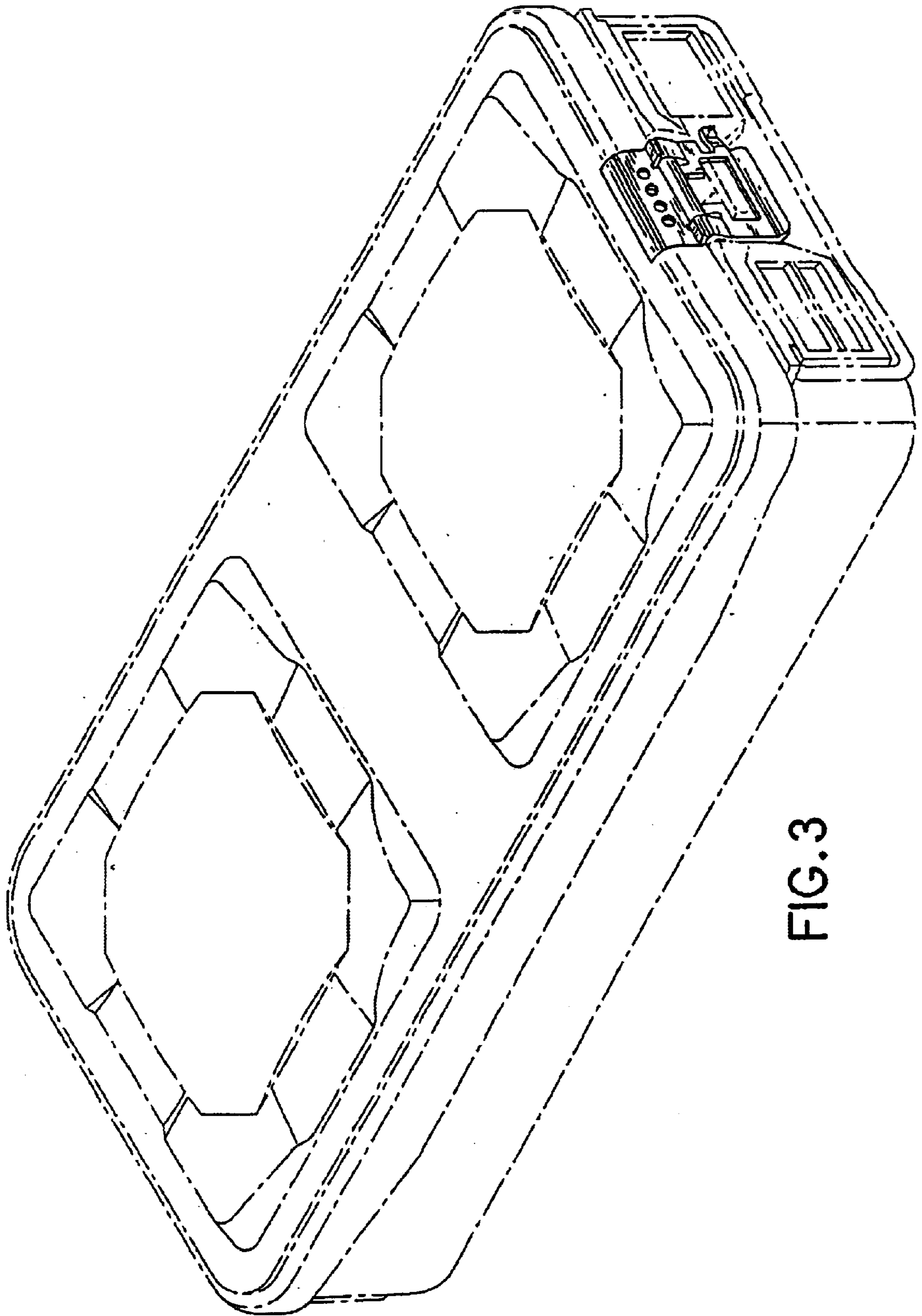


FIG. 3

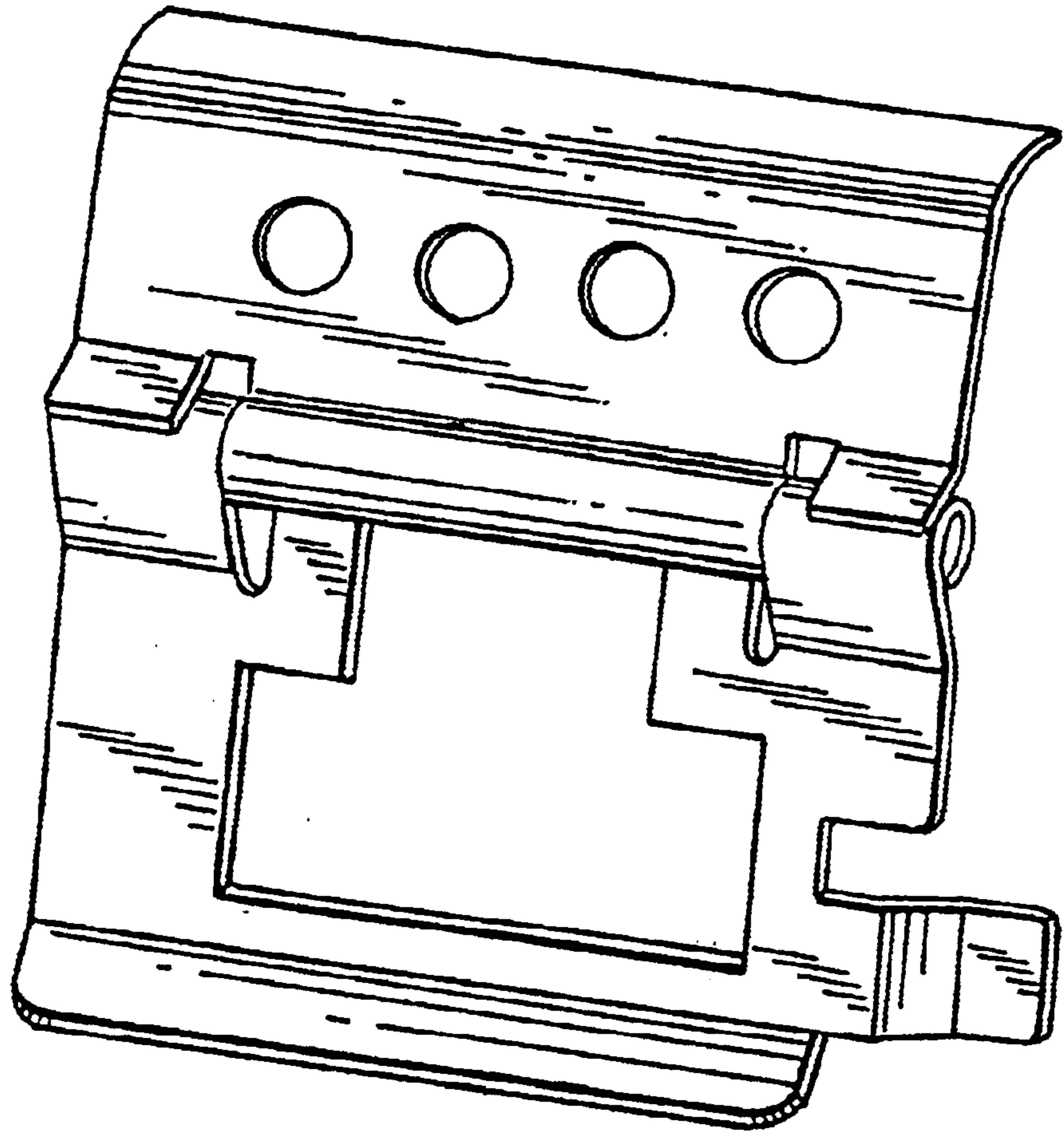


FIG. 4