



US00D489593S

(12) **United States Design Patent**  
**Roseman**

(10) **Patent No.:** **US D489,593 S**

(45) **Date of Patent:** **\*\* May 11, 2004**

(54) **DOOR HANDLE**

D296,658 S \* 7/1988 Mead et al. .... D8/305

(75) Inventor: **Richard Roseman**, Evergreen, CO  
(US)

**OTHER PUBLICATIONS**

Touch-Lock Corporation Catalog, Jun. 1969 Cover page.\*

(73) Assignee: **Westmount Investments Ltd.**, Nassau  
(BS)

\* cited by examiner

(\*\*) Term: **14 Years**

*Primary Examiner*—Adir Aronovich

(74) *Attorney, Agent, or Firm*—Chase Law Firm, L.C.

(21) Appl. No.: **29/161,431**

(57) **CLAIM**

(22) Filed: **May 30, 2002**

The ornamental design for a door handle, as shown and described.

(51) **LOC (7) Cl.** ..... **08-06**

(52) **U.S. Cl.** ..... **D8/300**

(58) **Field of Search** ..... D8/300-302, 305-307,  
D8/310-314, 319, 320, 350, 352; 16/110.1,  
412-417

**DESCRIPTION**

FIG. 1 is a top view of a door handle in accordance with the present invention;

FIG. 2 is a side view of the door handle of FIG. 1;

FIG. 3 is a front view of the door handle of FIG. 1;

FIG. 4 is a rear view of the door handle of FIG. 1; and,

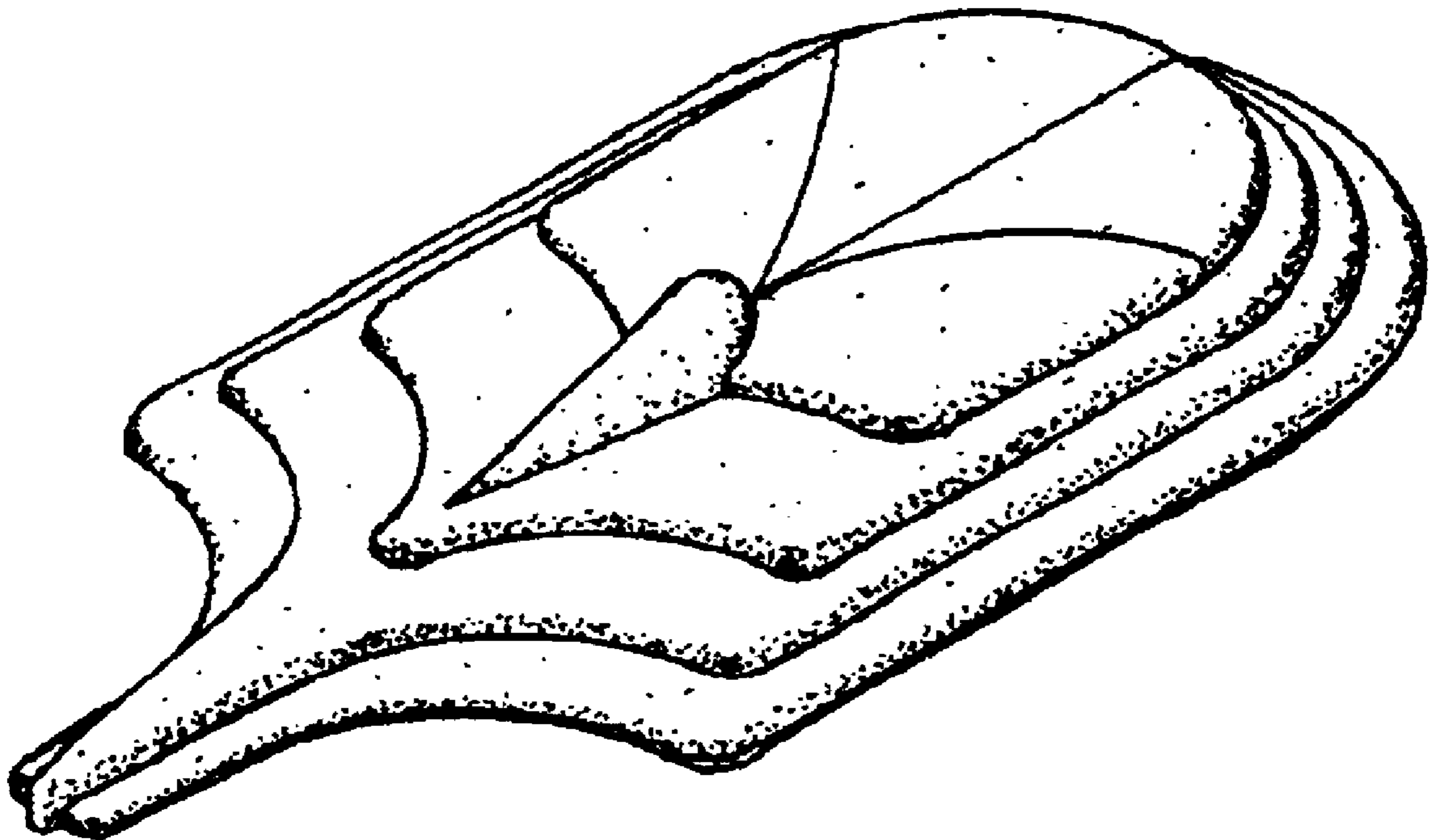
FIG. 5 is a perspective view of the door handle in accordance with the present invention.

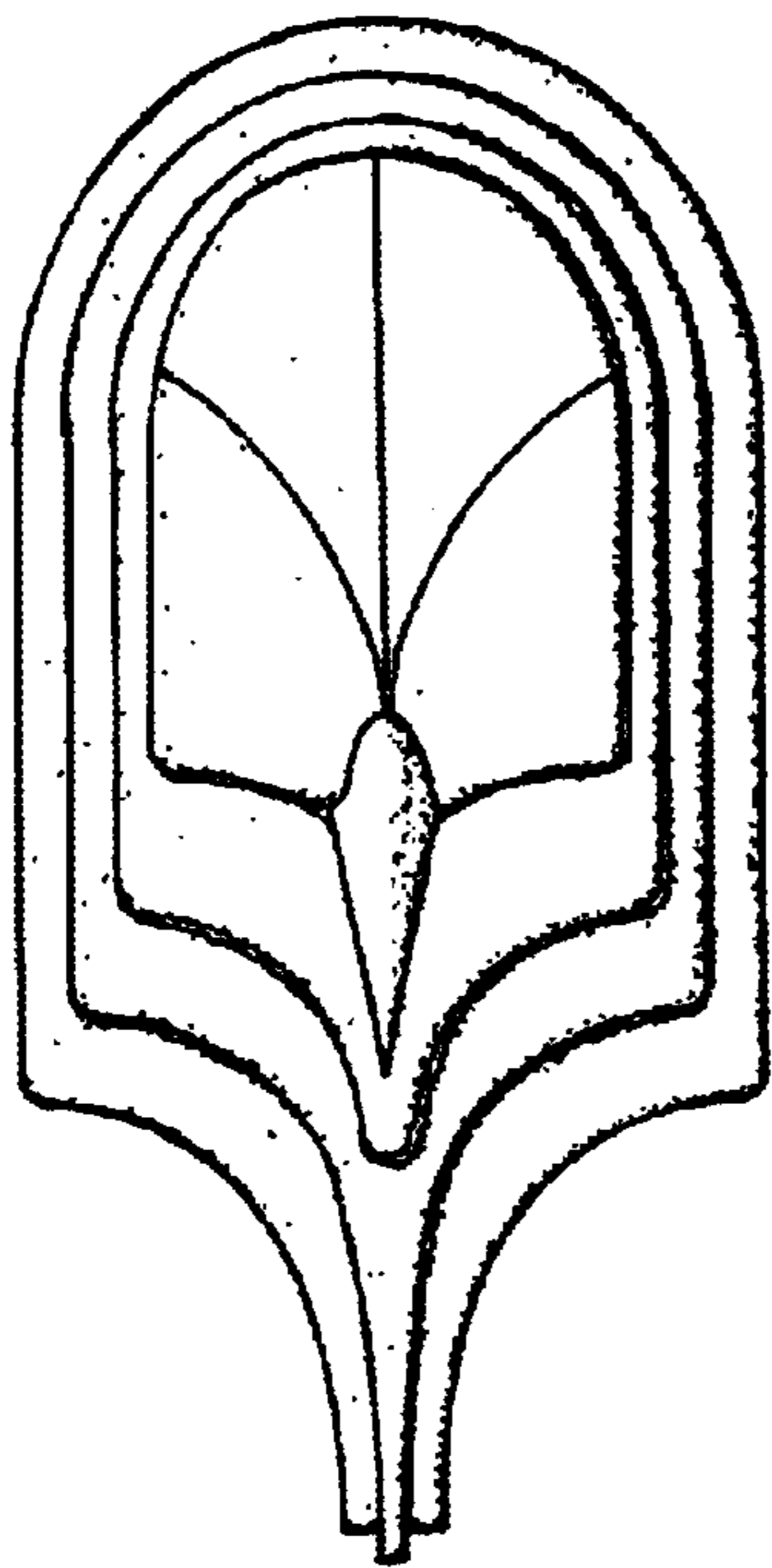
(56) **References Cited**

**U.S. PATENT DOCUMENTS**

D167,897 S \* 10/1952 Hughes ..... D8/350  
D176,282 S \* 12/1955 Patriquin ..... D8/350  
D226,751 S \* 4/1973 Bocade ..... D8/320

**1 Claim, 1 Drawing Sheet**





*Fig. 1*



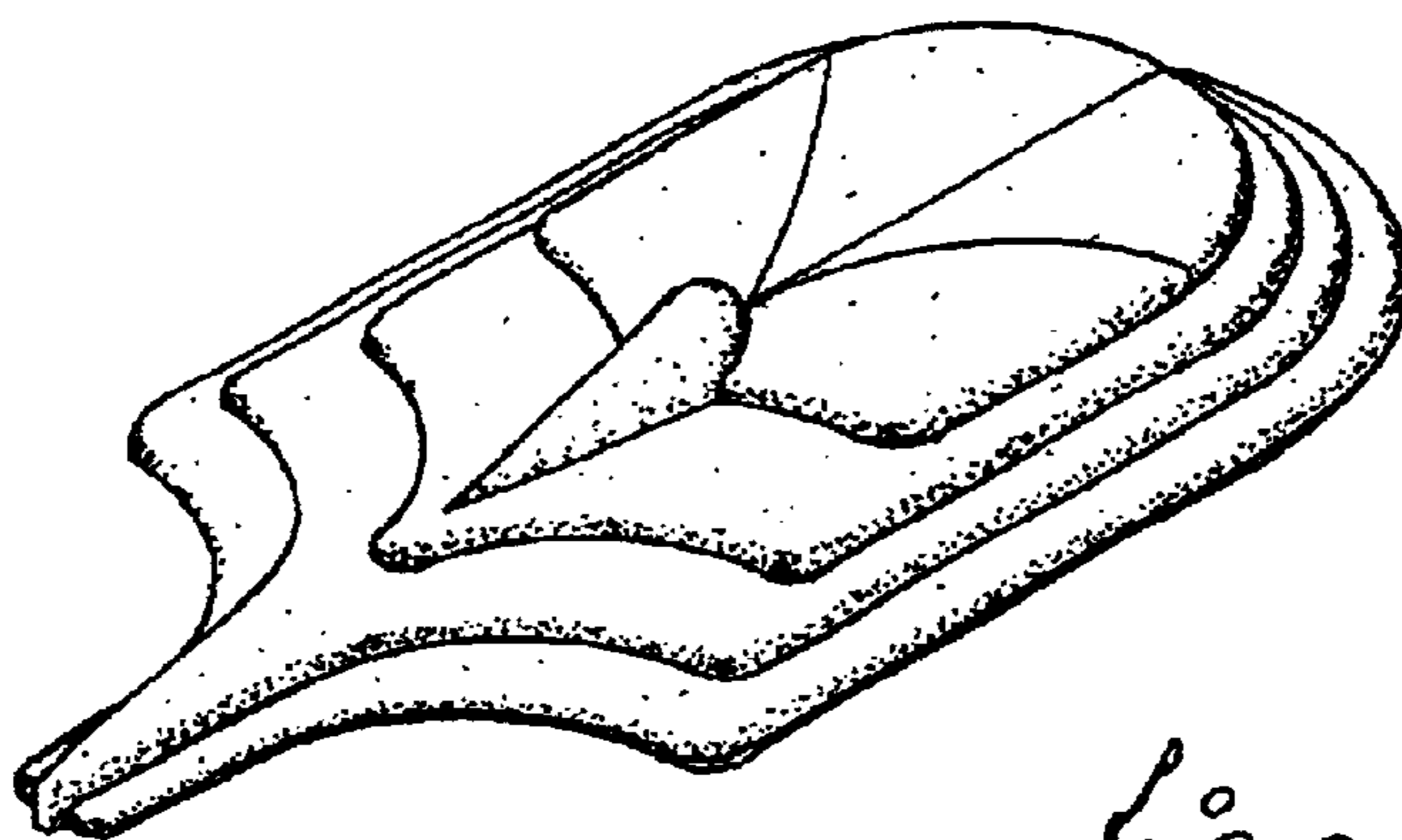
*Fig. 2*



*Fig. 3*



*Fig. 4*



*Fig. 5*