



US00D489560S

(12) **United States Design Patent**  
**Bourget**

(10) **Patent No.:** **US D489,560 S**

(45) **Date of Patent:** **\*\* May 11, 2004**

(54) **SUN ACTIVITY MAT**

(75) **Inventor:** **Christelle Miss Bourget, Bressuire (FR)**

(73) **Assignee:** **Wesco Company S.A., Cerizay (FR)**

(\*\*) **Term:** **14 Years**

(21) **Appl. No.:** **29/180,155**

(22) **Filed:** **Apr. 18, 2003**

(30) **Foreign Application Priority Data**

Oct. 21, 2002 (FR) ..... 02 6352

(51) **LOC (7) Cl.** ..... **06-11**

(52) **U.S. Cl.** ..... **D6/582**

(58) **Field of Search** ..... D6/582-584, 588,  
D6/589, 592; D21/365; D19/59, 64; 15/215-217;  
434/428, 433

(56) **References Cited**

**U.S. PATENT DOCUMENTS**

D294,275 S \* 2/1988 Bergeron et al. .... D21/351

D308,149 S \* 5/1990 Lewis et al. .... D6/588

D375,984 S \* 11/1996 Burns ..... D21/483

D393,877 S \* 4/1998 Allegre ..... D19/59

D460,122 S \* 7/2002 Besson-Tour ..... D21/361

\* cited by examiner

*Primary Examiner*—Robin V. Taylor

(74) *Attorney, Agent, or Firm*—Horst M. Kasper

(57) **CLAIM**

The ornamental design for a sun activity mat, as shown and described.

**DESCRIPTION**

FIG. 1 is a front view of the sun activity mat showing my new design

FIG. 2 is a rear view thereof


FIG. 3 is a left side view thereof

FIG. 4 is a right side view thereof

FIG. 5 is a top plan view thereof; and,

FIG. 6 is a bottom plan view thereof.

**1 Claim, 1 Drawing Sheet**






Fig 1




Fig 2



Fig 3



Fig 4




Fig 5



Fig 6