



US00D489555S

(12) **United States Design Patent**
Chen

(10) **Patent No.:** **US D489,555 S**

(45) **Date of Patent:** **** May 11, 2004**

(54) **OFF-SURFACE SHELF**

(75) **Inventor:** **Peter Chen, West Windsor, NJ (US)**

(73) **Assignee:** **Officemate International Corp.,
Edison, NJ (US)**

(**) **Term:** **14 Years**

(21) **Appl. No.:** **29/169,659**

(22) **Filed:** **Oct. 24, 2002**

(51) **LOC (7) Cl.** **06-06**

(52) **U.S. Cl.** **D6/511**

(58) **Field of Search** D6/396, 397, 418,
D6/430, 449, 467; 108/159.11; 211/183

(56) **References Cited**

U.S. PATENT DOCUMENTS

D125,459 S	*	2/1941	Thweatt	D6/467
3,095,835 A	*	7/1963	Smith	108/25
D298,289 S	*	11/1988	Stumpf	D6/511
4,892,043 A	*	1/1990	Schulz	108/91 X

D346,516 S * 5/1994 D'Anna et al. D6/511

D355,091 S * 2/1995 Green et al. D6/511

D355,990 S * 3/1995 Vincelli D6/429

D362,138 S * 9/1995 Sagol D6/479

D403,903 S * 1/1999 Calmeise D6/511

* cited by examiner

Primary Examiner—Cathron C. Brooks

(74) *Attorney, Agent, or Firm*—Daniel Kirshner, Esq.

(57) **CLAIM**

The ornamental design for the off-surface shelf, as shown.

DESCRIPTION

FIG. 1 is a front perspective view of the off-surface shelf showing the design;

FIG. 2 is a right side elevational view thereof;

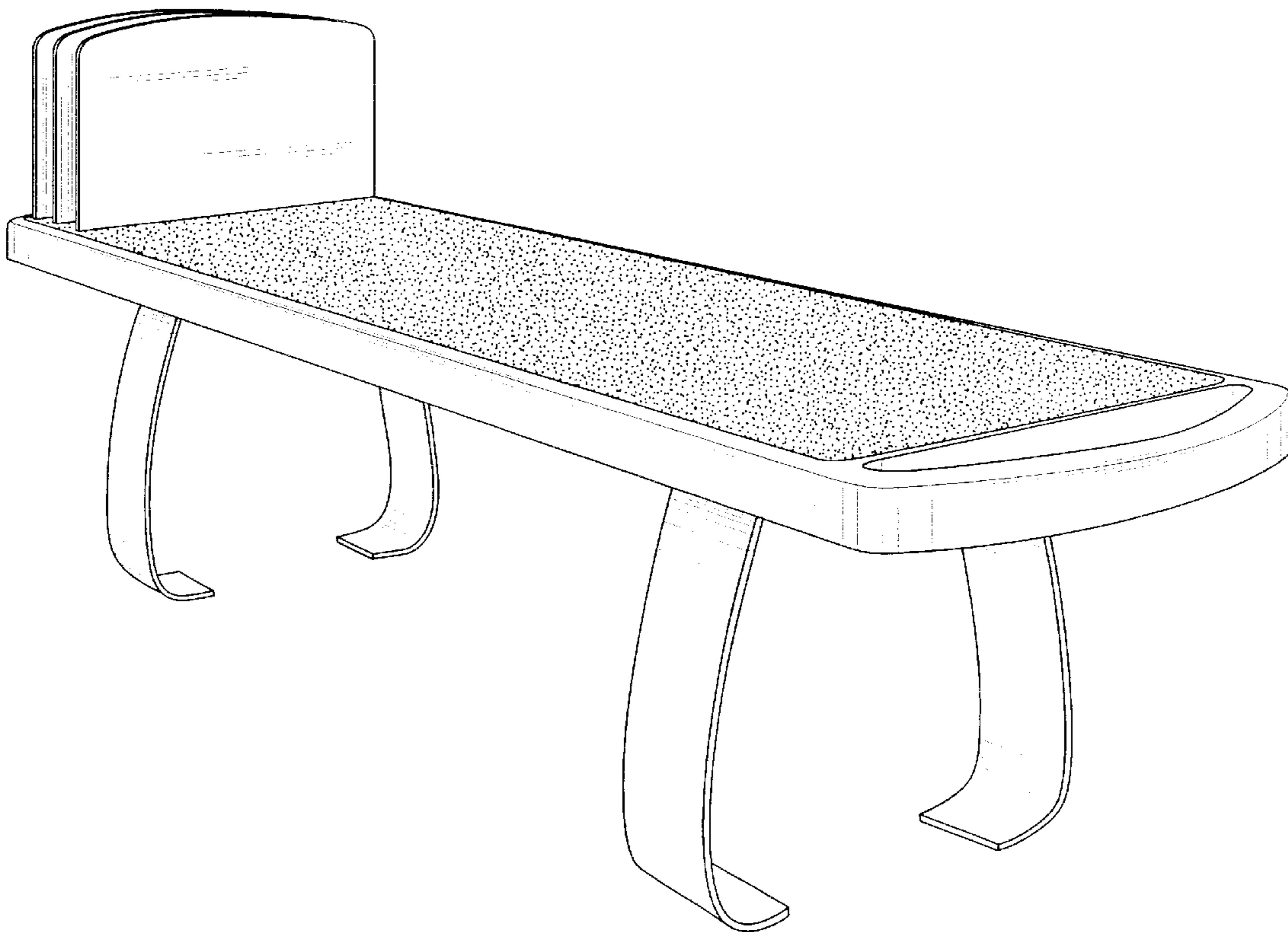
FIG. 3 is a left side elevational view thereof;

FIG. 4 is a front elevational view thereof;

FIG. 5 is a rear elevational view thereof; and,

FIG. 6 is a top plan view thereof.

1 Claim, 4 Drawing Sheets



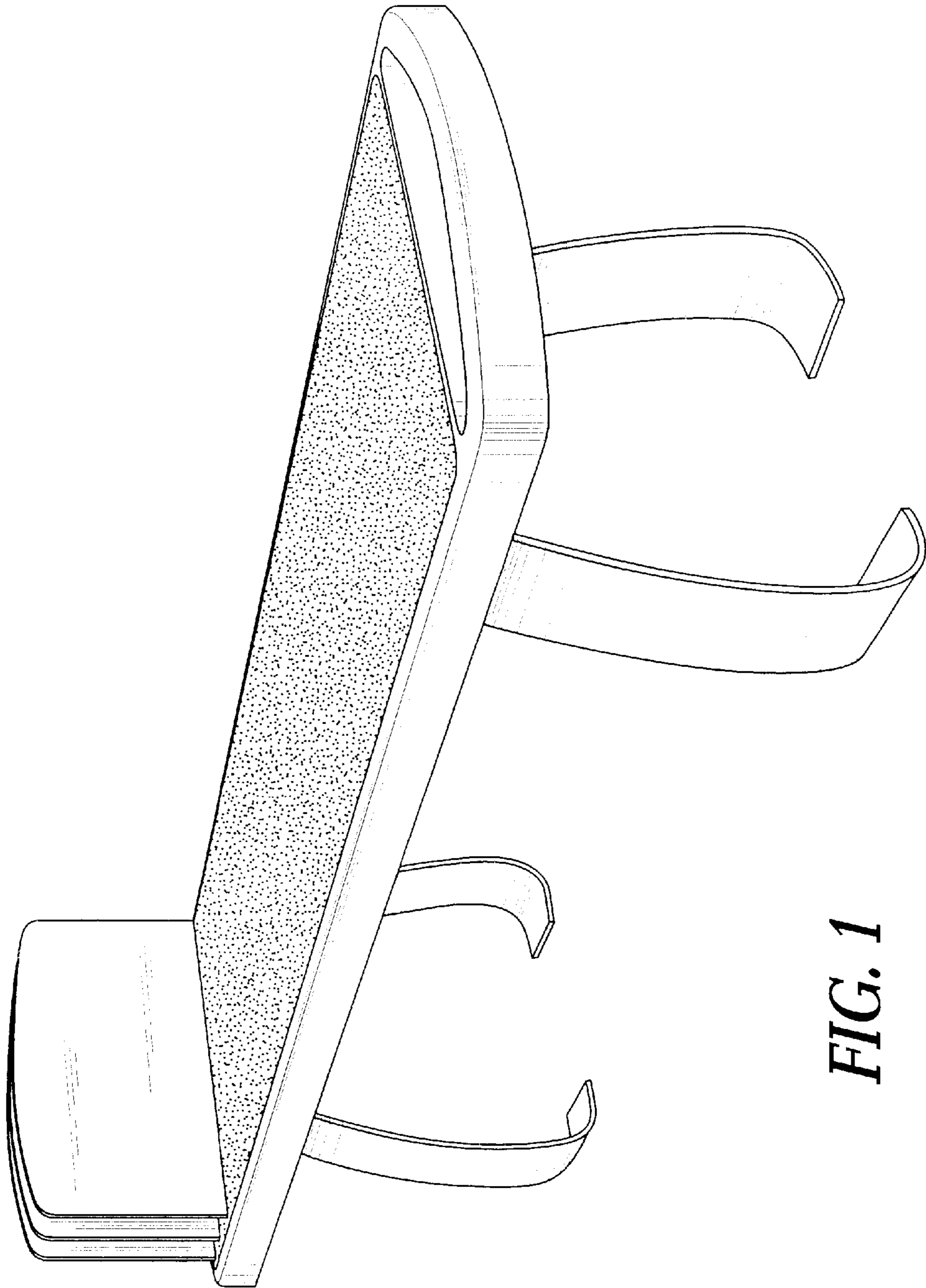


FIG. 1




FIG. 2




FIG. 3




FIG. 4

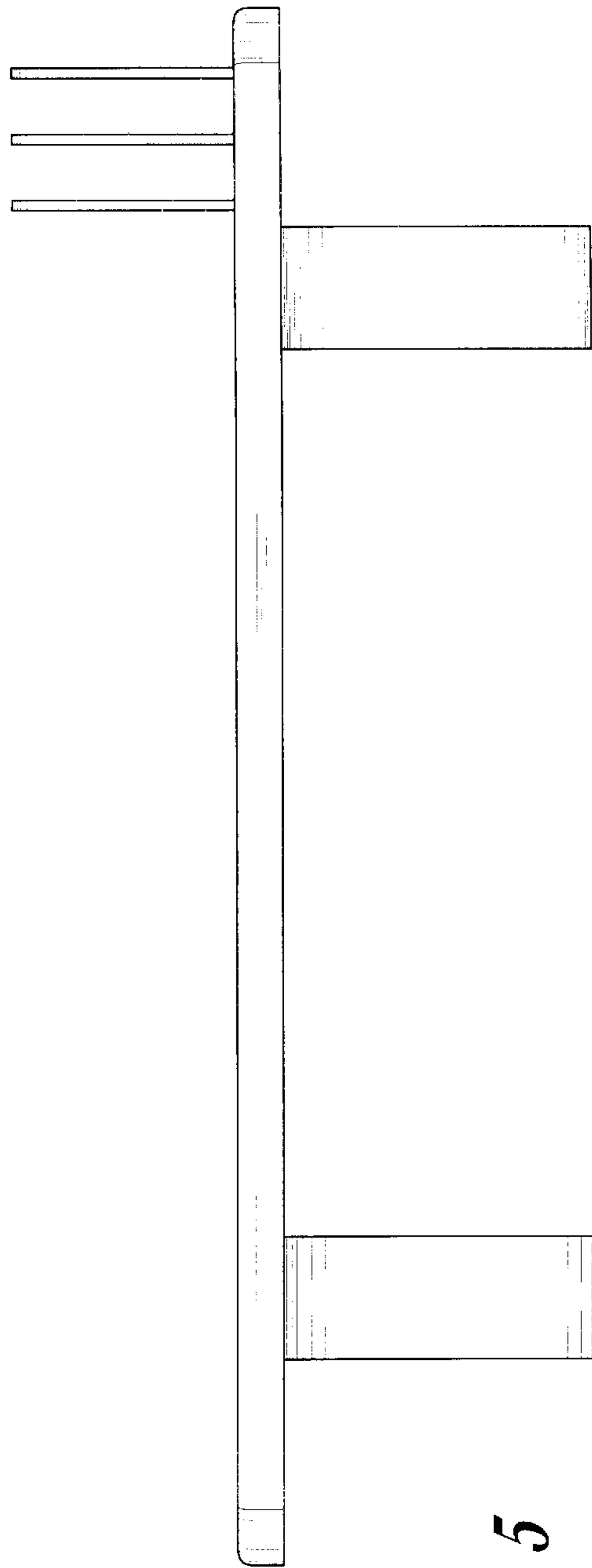


FIG. 5




FIG. 6