



US00D489537S

(12) **United States Design Patent**
Wong et al.

(10) **Patent No.: US D489,537 S**

(45) **Date of Patent: ** May 11, 2004**

(54) **CLEANING SHEET**

(75) **Inventors: Arthur Wong**, West Chester, OH (US);
Andrew W. Delaney, East Windsor, NJ
(US); **Rick M. Augustine**, Sherrills
Ford, NC (US)

(73) **Assignee: The Procter & Gamble Company**,
Cincinnati, OH (US)

(**) **Term: 14 Years**

(21) **Appl. No.: 29/176,197**

(22) **Filed: Feb. 19, 2003**

(51) **LOC (7) Cl. 05-06**

(52) **U.S. Cl. D5/53; D5/60**

(58) **Field of Search** D5/1, 2, 3, 7,
D5/8, 11, 13, 14, 19, 20, 23, 25, 26, 27,
30, 32, 41, 45, 46, 47, 49, 50, 52, 53, 54,
55, 56, 57, 58, 59, 60, 61, 62, 63, 64, 99;
D2/749, 994; D6/582, 583, 595, 596, 598,
603, 604, 605, 608, 613, 616, 617, 622;
D24/124, 125; D25/142, 152; 428/17, 18,
151, 154, 156, 171, 187, 198, 199, 540,
542.2, 542.6, 904.4, 919; 5/413 AM, 709;
D7/396.4, 396.5; 162/134, 231, 140; 156/209,
148; D12/540, 575

(56) **References Cited**

U.S. PATENT DOCUMENTS

D38,210 S	*	8/1906	French	D5/47
D50,840 S	*	5/1917	Koontes	D12/540
D76,189 S	*	8/1928	Heller	D5/49
D88,012 S	*	10/1932	Willheim	D5/56
D89,476 S	*	3/1933	Willheim	D5/56
D90,150 S	*	6/1933	Bridier	D5/56

D92,097 S	*	4/1934	Lehner	D6/582
D110,307 S	*	6/1938	Brenner	D5/47
D116,387 S	*	8/1939	Sigoda	D5/47
D124,552 S	*	1/1941	Harris	D5/47
D130,174 S	*	10/1941	Rigney	D5/47
D130,390 S	*	11/1941	Tips	D5/47
D130,877 S	*	12/1941	Tips	D5/56
D139,963 S	*	1/1945	Walton	D5/47
D166,635 S	*	4/1952	Portong	D5/53
D185,287 S	*	5/1959	Howell	D5/53
3,040,968 A	*	6/1962	Long et al.	D5/47
D203,149 S	*	12/1965	Toothaker	D5/53
3,655,501 A	*	4/1972	Tesch	D5/47
D317,084 S	*	5/1991	Cerny	D5/47
6,087,279 A	*	7/2000	Laun	15/209.1

* cited by examiner

Primary Examiner—James Gandy

Assistant Examiner—T. Chase Nelson

(74) *Attorney, Agent, or Firm*—Thibault Fayette; Kim
William Zerby; Steven W. Miller


(57) **CLAIM**

The ornamental design for a cleaning sheet, as shown and described.

DESCRIPTION

FIG. 1 is a perspective view of the cleaning sheet, embodying the new design;
FIG. 2 is a top view thereof;
FIG. 3 is a front view thereof, the opposite back view is the mirror image thereto; and,
FIG. 4 is a side elevation view thereof, the opposite side is a mirror image thereto.
The broken lines shown in the drawings are for illustrative purposes only and form no part of the claimed design.

1 Claim, 2 Drawing Sheets






FIG. 1




FIG. 2



FIG. 3

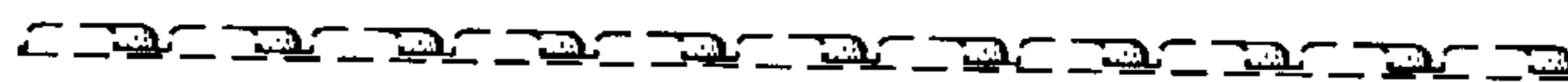


FIG. 4