



US00D489526S

(12) **United States Design Patent**  
**Held**

(10) **Patent No.:** **US D489,526 S**

(45) **Date of Patent:** **\*\* May 11, 2004**

(54) **PATIENT'S PROTECTIVE COVER POUCH FOR COLOSTOMY/ILEOSTOMY BAG**

*Primary Examiner*—Catherine R. Oliver  
(74) *Attorney, Agent, or Firm*—Donald R. Schoonover

(76) **Inventor:** **Sheila M. Held**, 2124 Midway Dr.,  
Rockford, IL (US) 61103

(57) **CLAIM**

(\*\*) **Term:** **14 Years**

The ornamental design for a patient's protective cover pouch for colostomy/ileostomy bag, as shown and described.

(21) **Appl. No.:** **29/169,070**

**DESCRIPTION**

(22) **Filed:** **Oct. 15, 2002**

(51) **LOC (7) Cl.** ..... **03-01**

FIG. 1 is a perspective view of a patient's protective cover pouch for colostomy/ileostomy bag showing my new design;

(52) **U.S. Cl.** ..... **D3/203**

FIG. 2 is a front elevational view thereof;

(58) **Field of Search** ..... D3/203, 201, 205,  
D3/226; D24/127, 128, 118; 604/332, 337,  
331, 345

FIG. 3 is a rear elevational view thereof;

FIG. 4 is a right side elevational view thereof, the left side elevational view being a mirror image thereof;

(56) **References Cited**

**U.S. PATENT DOCUMENTS**

4,705,512 A	*	11/1987	Faucher	.....	604/332
D328,953 S	*	8/1992	Garcia	.....	D24/127
D377,115 S	*	1/1997	Ferlend et al.	.....	D3/203
D382,055 S	*	8/1997	Cassidy et al.	.....	D24/128
D465,323 S	*	11/2002	Dancyger	.....	D3/226

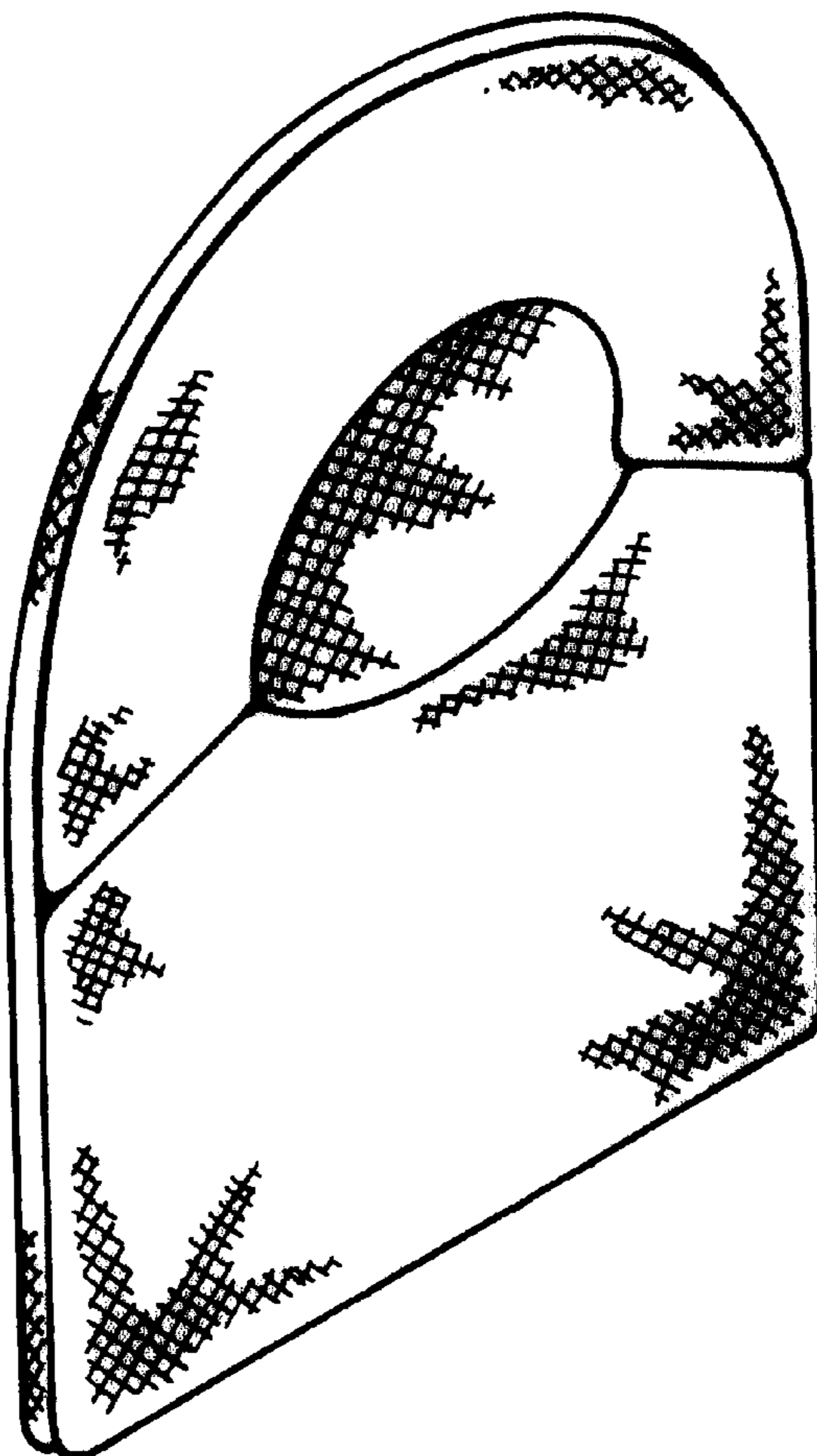
FIG. 5 is a top plan view thereof;

FIG. 6 is a bottom plan view thereof; and,

FIG. 7 is a reduced perspective view showing the patient's protective cover pouch for colostomy/ileostomy bag in use; the broken lines depict environmental structure and form no part of the claimed design.

\* cited by examiner

**1 Claim, 2 Drawing Sheets**



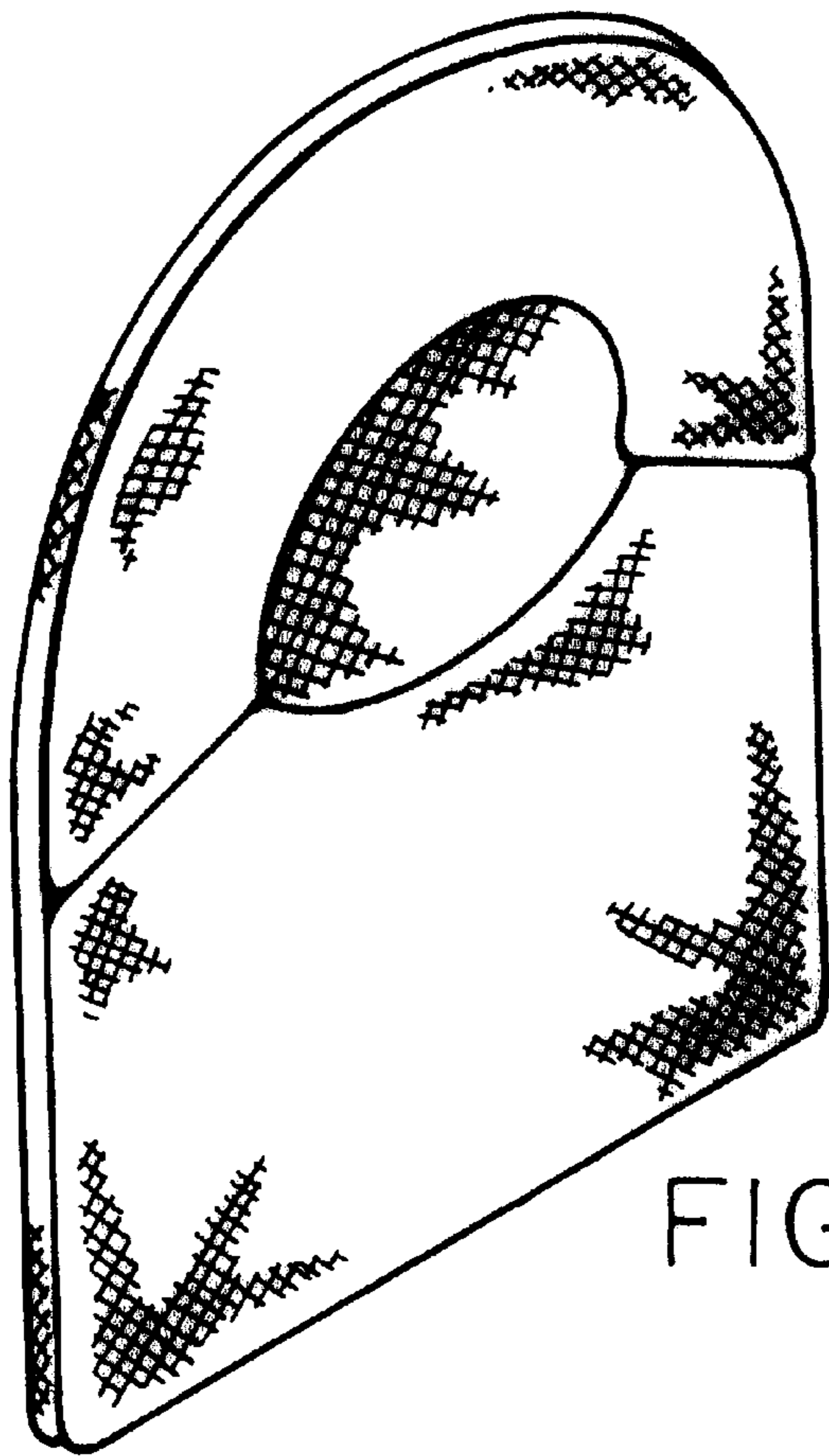


FIG. 1.

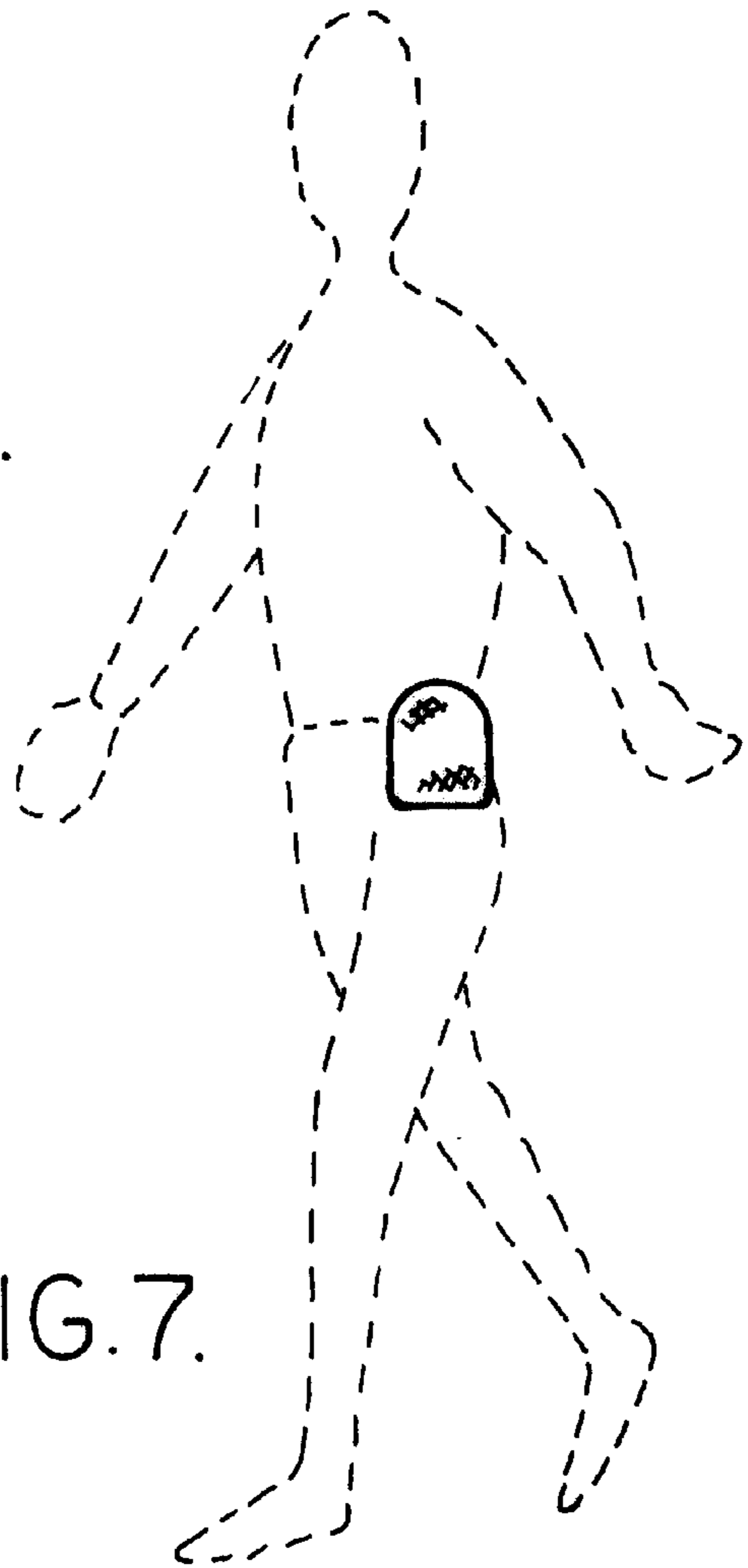


FIG. 7.




FIG. 2.



FIG. 4.

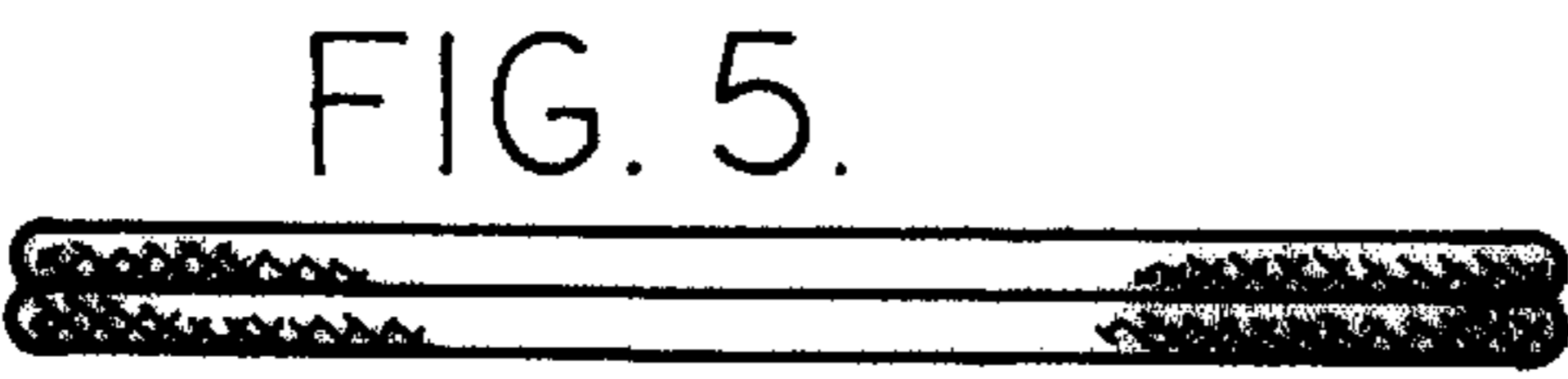


FIG. 5.



FIG. 6.

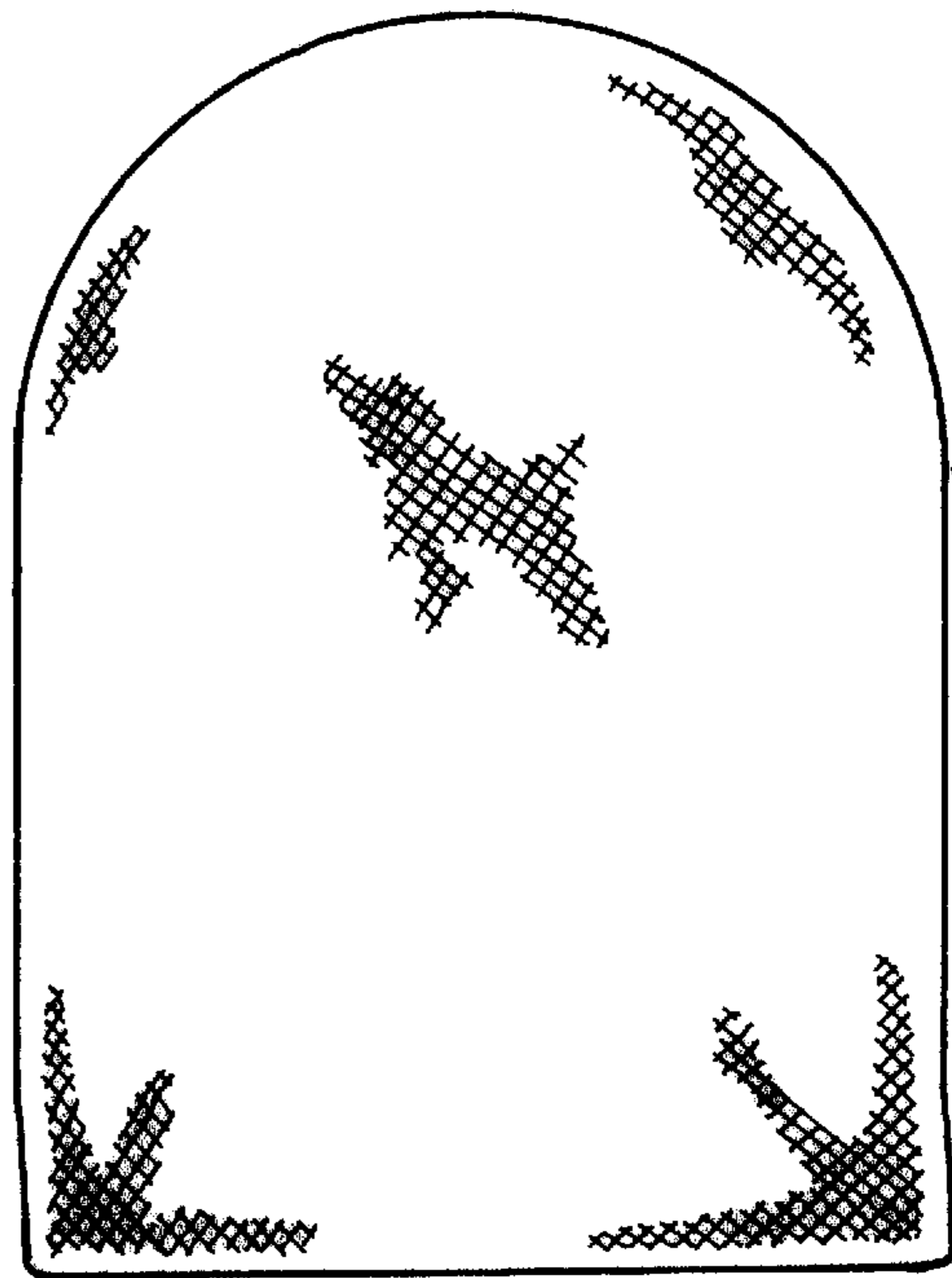


FIG. 3.