



US00D489524S

(12) **United States Design Patent**
Bathum

(10) **Patent No.:** **US D489,524 S**

(45) **Date of Patent:** **** May 11, 2004**

(54) **VENTILATED TOE GUARD FOR SANDALS**

D440,754 S * 4/2001 Bathum D2/972
6,493,965 B1 * 12/2002 Bathum 36/11.5

(75) Inventor: **Dale Bathum**, Redmond, WA (US)

* cited by examiner

(73) Assignee: **Bite, LLC**, Redmond, WA (US)

Primary Examiner—Dominic Simone

(**) Term: **14 Years**

(74) *Attorney, Agent, or Firm*—Marvin E. Jacobs

(21) Appl. No.: **29/162,734**

(57) **CLAIM**

(22) Filed: **Jun. 18, 2002**

The ornamental design for ventilated toe guard for sandals,
as shown and described.

(51) **LOC (7) Cl.** **02-99**

DESCRIPTION

(52) **U.S. Cl.** **D2/972**

(58) **Field of Search** D2/896, 916–918,
D2/946, 969, 972; 36/83, 7.5, 72 R, 77 R,
11.5

FIG. 1 is a right side elevational view of one side of a sandal
upper showing the ventilated toe guard for sandals;

FIG. 2 is a front elevational view of the ventilated toe guard
for sandals shown in FIG. 1;

FIG. 3 is a left side elevational view of the ventilated toe
guard for sandals shown in FIG. 1;

FIG. 4 is a rear elevational view of the ventilated toe guard
for sandals shown in FIG. 1;

FIG. 5 is a top plan view of the ventilated toe guard for
sandals as shown in FIG. 1; and,


FIG. 6 is a bottom plan view of the ventilated toe guard for
sandals as shown in FIG. 1.

(56) **References Cited**

U.S. PATENT DOCUMENTS

1,386,684	A	*	8/1921	Bradford	36/11.5
1,769,328	A	*	7/1930	Auster	36/11.5
D155,950	S	*	11/1949	Williams	D2/916
D166,785	S	*	5/1952	Wiseman	D2/916
D167,235	S	*	7/1952	Stein	D2/918
2,981,010	A	*	4/1961	Aaskov	36/11.5
D363,159	S	*	10/1995	Bishop	D2/969
D382,991	S	*	9/1997	Bishop	D2/916

1 Claim, 1 Drawing Sheet



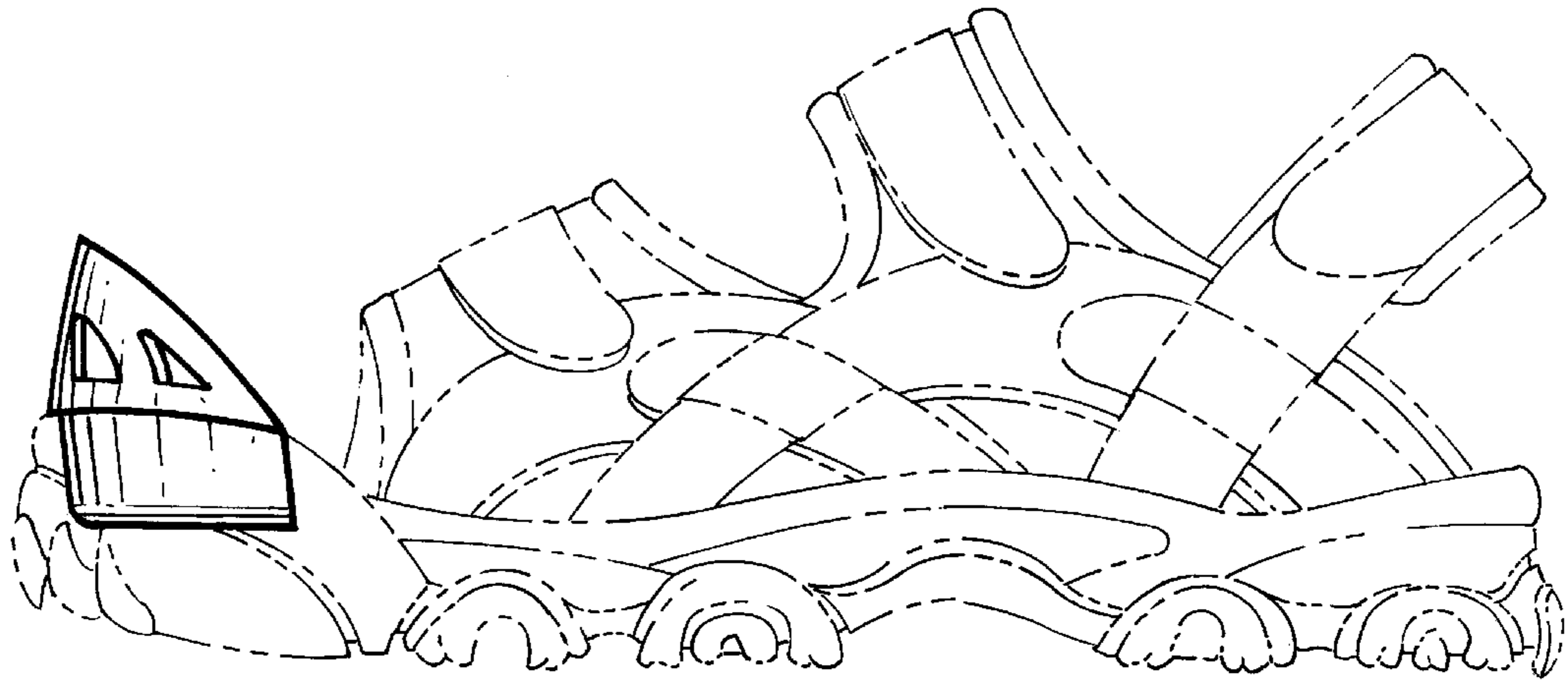


Fig. 1.




Fig. 2.

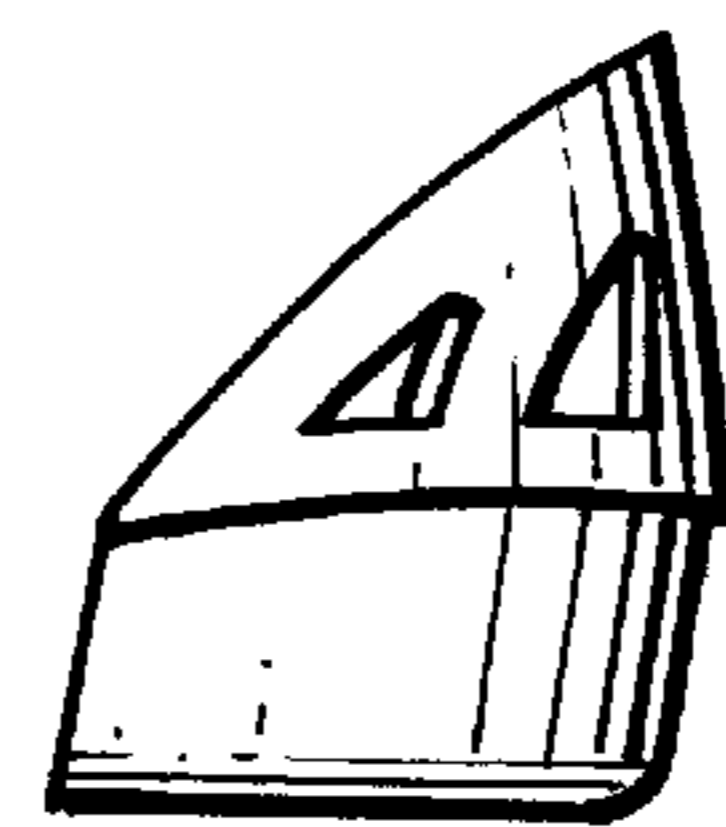


Fig. 3.




Fig. 4.



Fig. 5.

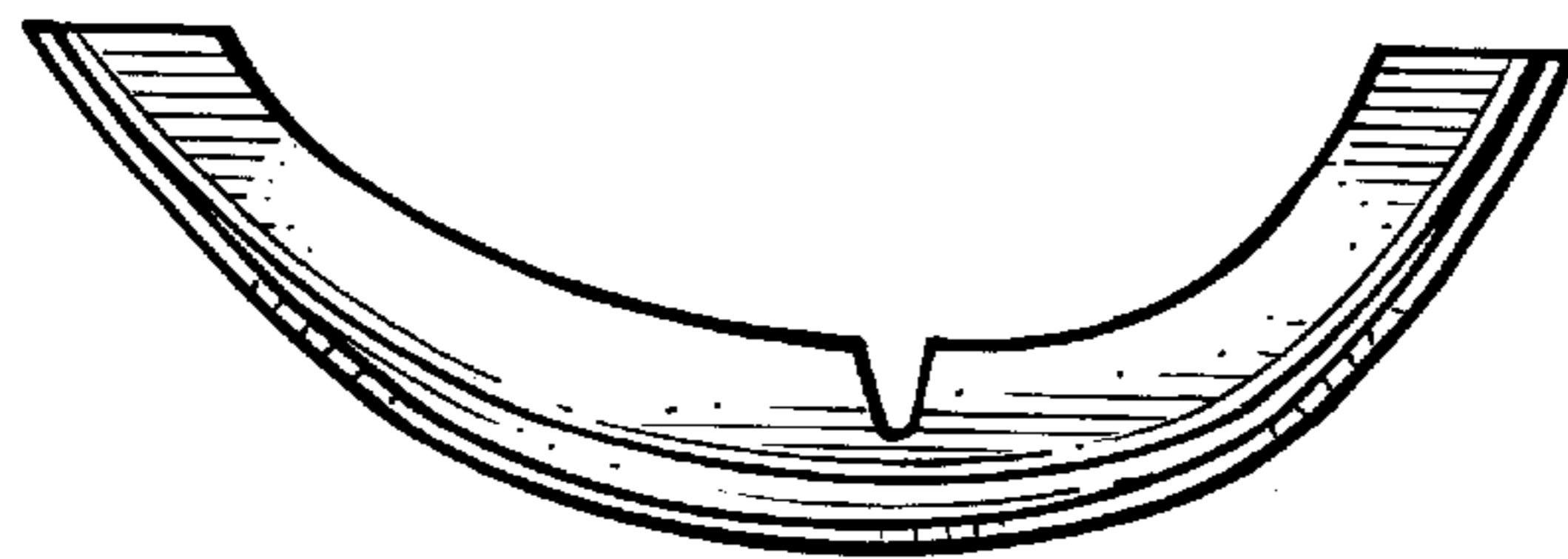


Fig. 6.