



US00D489523S

(12) **United States Design Patent**
Huard

(10) **Patent No.:** **US D489,523 S**

(45) **Date of Patent:** **** May 11, 2004**

(54) **SHOE UPPER**

D466,681 S * 12/2002 Jacobs D2/923
D475,845 S * 6/2003 Garcia D2/969

(75) Inventor: **A. Anthony Huard**, Long Valley, NJ
(US)

* cited by examiner

(73) Assignee: **Jack Schwartz Shoes, Inc.**, New York,
NY (US)

Primary Examiner—Dominic Simone
(74) *Attorney, Agent, or Firm*—St. Onge Steward Johnston
& Reens LLC

(**) Term: **14 Years**

(57) **CLAIM**

(21) Appl. No.: **29/175,162**

I claim the ornamental design for shoe upper, as shown and described in the drawings.

(22) Filed: **Jan. 30, 2003**

DESCRIPTION

(51) **LOC (7) Cl.** **02-99**

(52) **U.S. Cl.** **D2/969; D2/943**

(58) **Field of Search** D2/896, 902, 907,
D2/943, 911, 946, 969, 972-974; 36/45,
50.1, 77 M, 77 R, 83, 88, 113, 114, 126-130

FIG. 1 is a shoe upper in accordance with the new design;
FIG. 2 is a left side view of the shoe upper shown in FIG.
1;
FIG. 3 is a plan side view of the shoe upper shown in FIG.
1;
FIG. 4 is a frontal side view of the shoe upper shown in FIG.
1; and,
FIG. 5 is a rear side view of the shoe upper shown in FIG.
1.


(56) **References Cited**

U.S. PATENT DOCUMENTS

- D97,330 S * 10/1935 Lanz D2/943
- D98,150 S * 1/1936 Drake D2/943
- D435,332 S * 12/2000 Garcia D2/911
- D449,150 S * 10/2001 Schwartz D2/911
- D449,151 S * 10/2001 Garcia 2/911
- D464,478 S * 10/2002 Belley et al. D2/969
- D466,679 S * 12/2002 Jacobs D2/923

The broken lines showing the outsole, buckle, and welt are for illustrative purposes only and form no part of the claimed design.

1 Claim, 5 Drawing Sheets



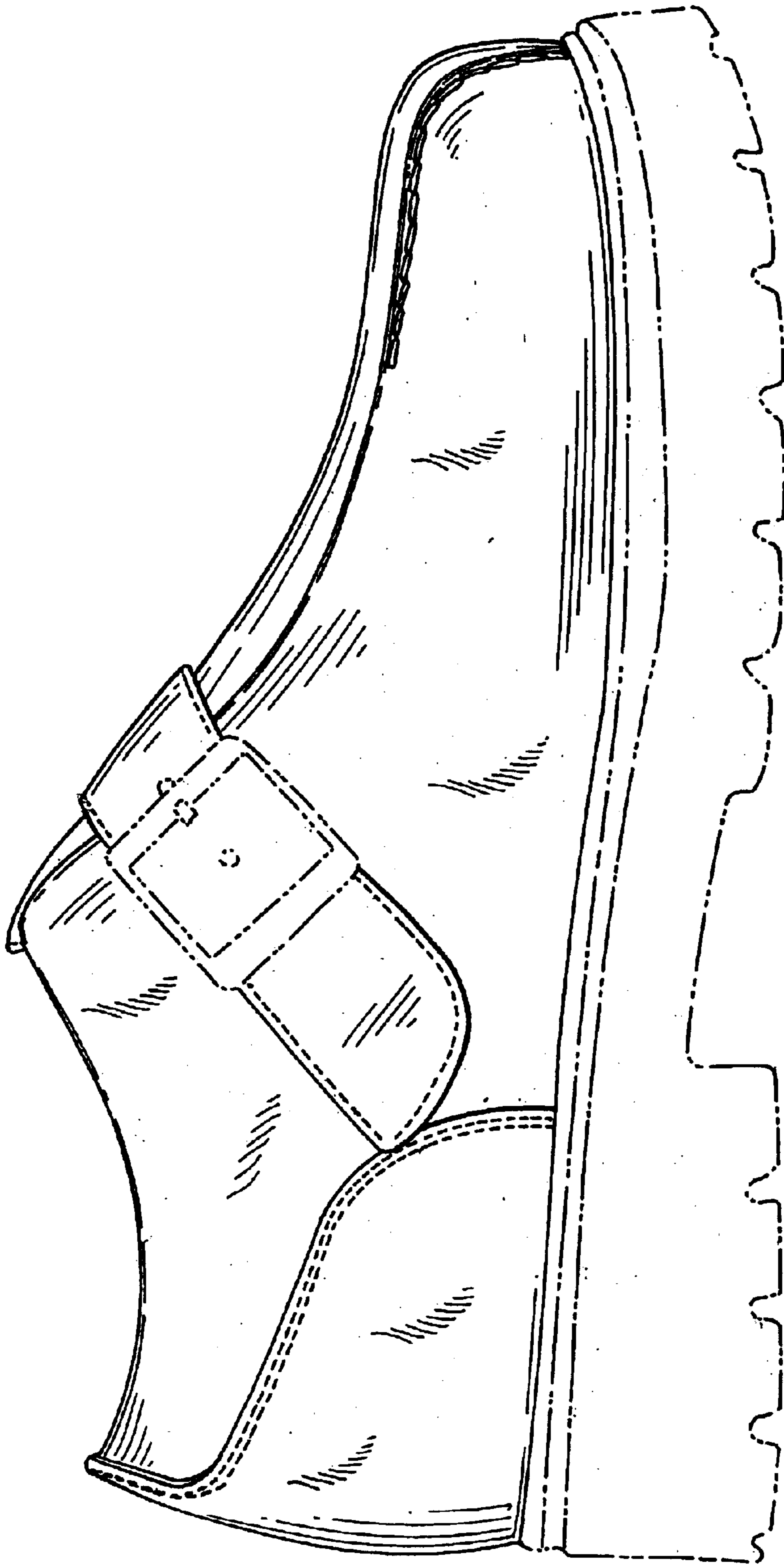


FIG. 1

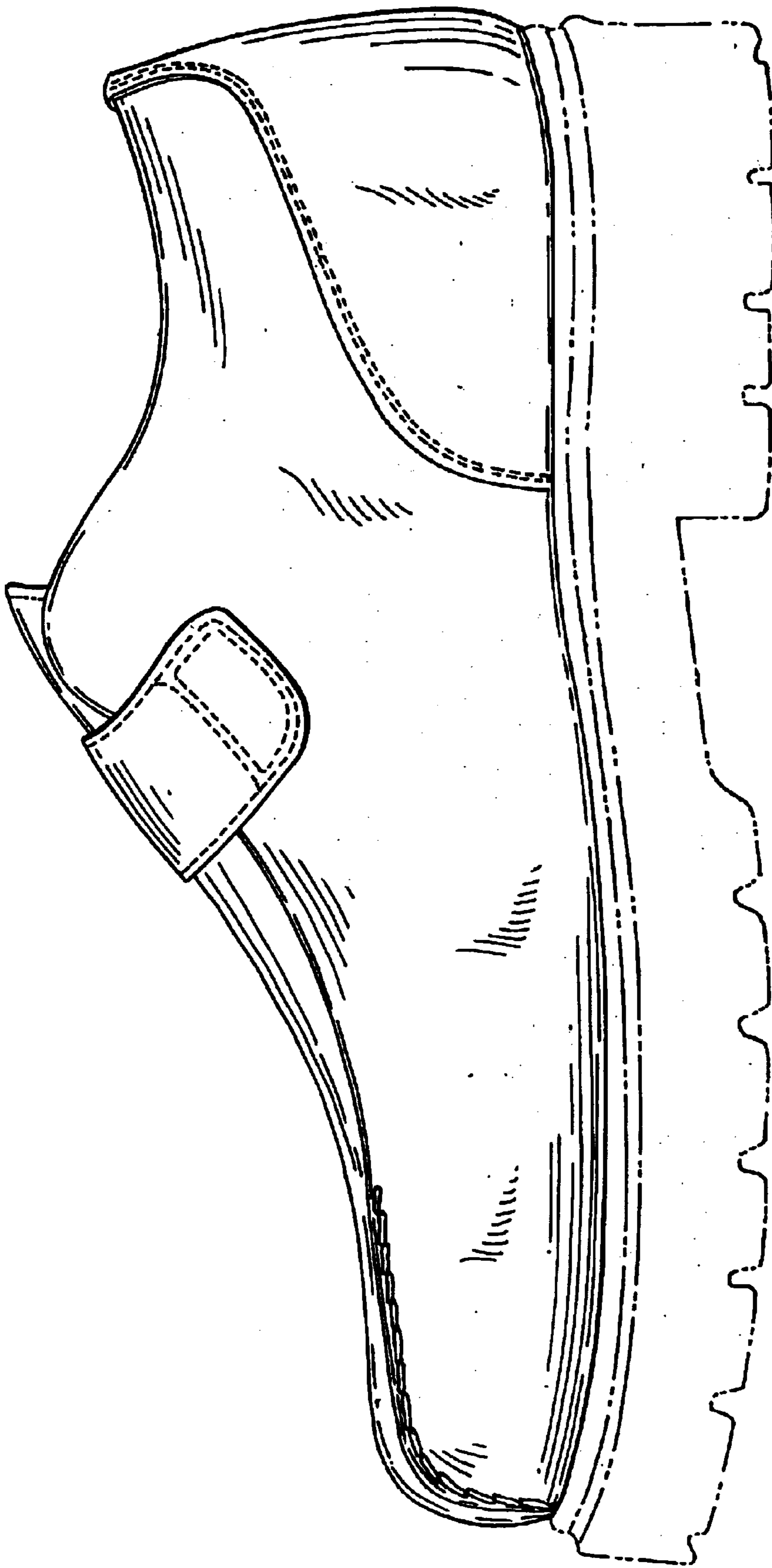


FIG. 2

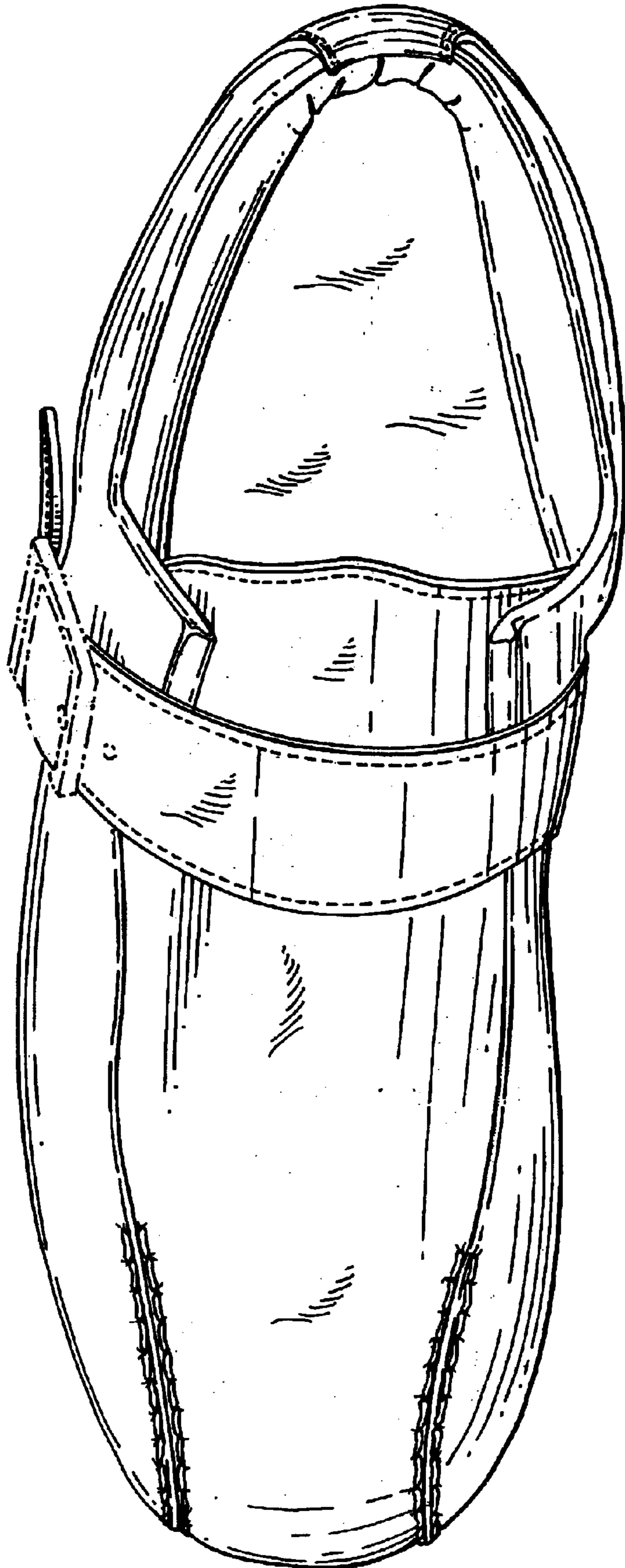


FIG. 3

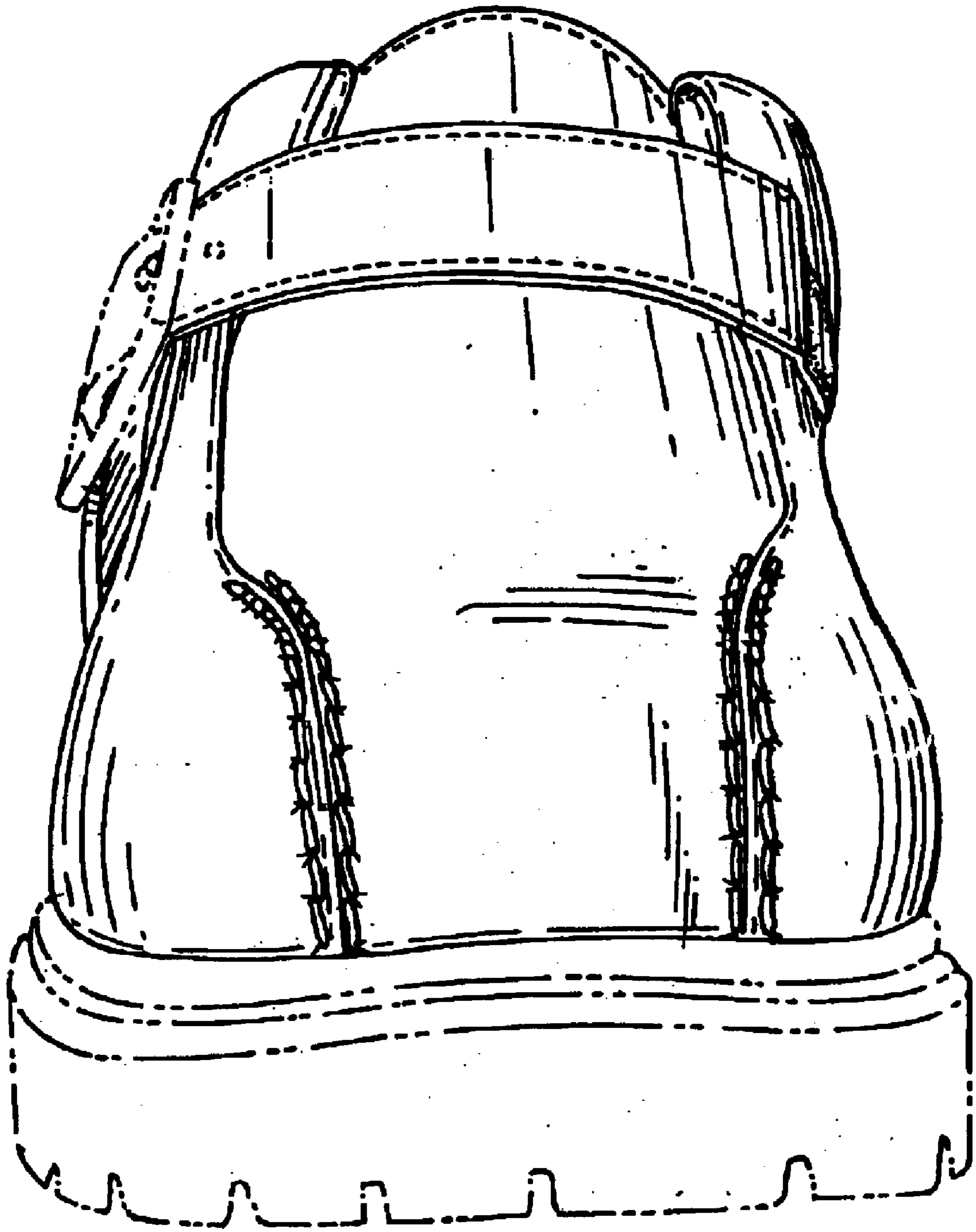


FIG. 4

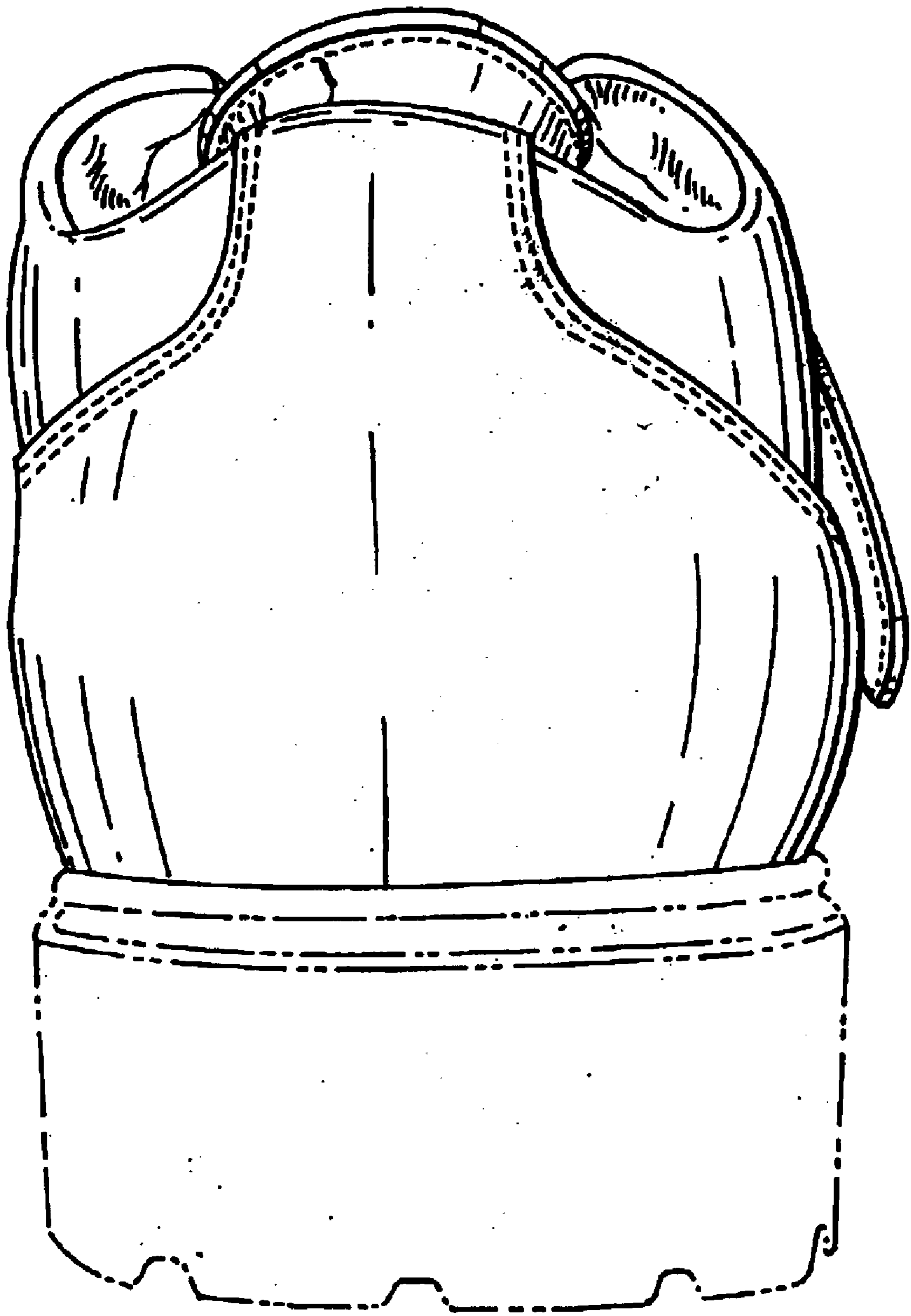


FIG. 5