



US00D489520S

(12) **United States Design Patent**  
**Matis et al.**

(10) **Patent No.:** **US D489,520 S**

(45) **Date of Patent:** **\*\* May 11, 2004**

(54) **FOOTWEAR SOLE**

(75) **Inventors:** **Clark A. Matis**, Charlotte, VT (US);  
**Grant A. Urie**, Shelburne, VT (US)

(73) **Assignee:** **Wolverine World Wide, Inc.**,  
Rockford, MI (US)

(\*\*) **Term:** **14 Years**

(21) **Appl. No.:** **29/181,716**

(22) **Filed:** **May 15, 2003**

(51) **LOC (7) Cl.** ..... **02-04**

(52) **U.S. Cl.** ..... **D2/952; D2/954; D2/956;**  
**D2/959; D2/960**

(58) **Field of Search** ..... **D2/946-949, 951-960;**  
**36/3 B, 22 R, 25 R, 30 R, 32 A, 32 R,**  
**59 R, 67 A, 67 B**

(56) **References Cited**

**U.S. PATENT DOCUMENTS**

D72,011 S	*	2/1927	Grosjean	
D287,182 S	*	12/1986	Stubblefield	D2/951
D342,599 S	*	12/1993	Luke	D2/902
D348,975 S	*	7/1994	Rogers et al.	D2/960
D369,234 S	*	4/1996	Fabio	D2/952
D391,746 S	*	3/1998	Rask	D2/951
D398,746 S	*	9/1998	Rask	D2/955
D403,145 S	*	12/1998	Truelsen	D2/957
D414,918 S	*	10/1999	McNaught	D2/953
D444,619 S	*	7/2001	Marvin et al.	D2/954
D456,982 S	*	5/2002	Rogers	D2/957

D472,696 S \* 4/2003 Magro ..... D2/902  
2002/0035793 A1 \* 3/2002 Byrd ..... 36/8.4

**OTHER PUBLICATIONS**

Merrell Fall 2003 catalog, p. 10.  
Merrell Spring 2002 catalog, p. 24-25.  
Merrell Spring 2000 catalog, p. 41.  
Merrell Fall 2000 catalog, p. 27.

\* cited by examiner

*Primary Examiner*—Celia Murphy

(74) *Attorney, Agent, or Firm*—Warner Norcross & Judd  
LLP

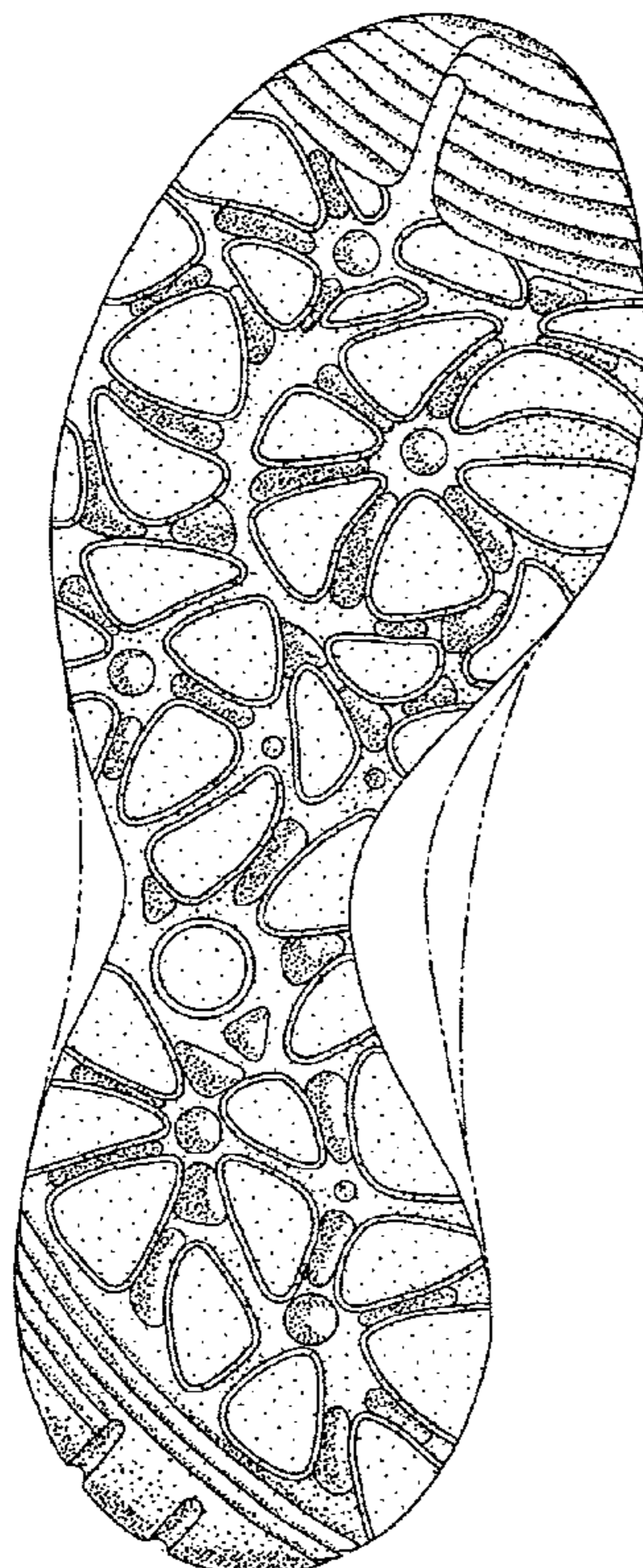
(57) **CLAIM**

The ornamental design for a footwear sole, as shown and described.

**DESCRIPTION**

FIG. 1 is a perspective view of a footwear sole embodying our new design;  
FIG. 2 is a bottom plan view thereof;  
FIG. 3 is a right side elevational view thereof;  
FIG. 4 is a left side elevational view thereof;  
FIG. 5 is a front elevational view thereof; and,  
FIG. 6 is a rear elevational view thereof.  
FIGS. 1-6 show portions of an upper and a midsole in broken lines. The upper and midsole are shown for environmental purposes and do not form any part of the claimed design.

**1 Claim, 4 Drawing Sheets**



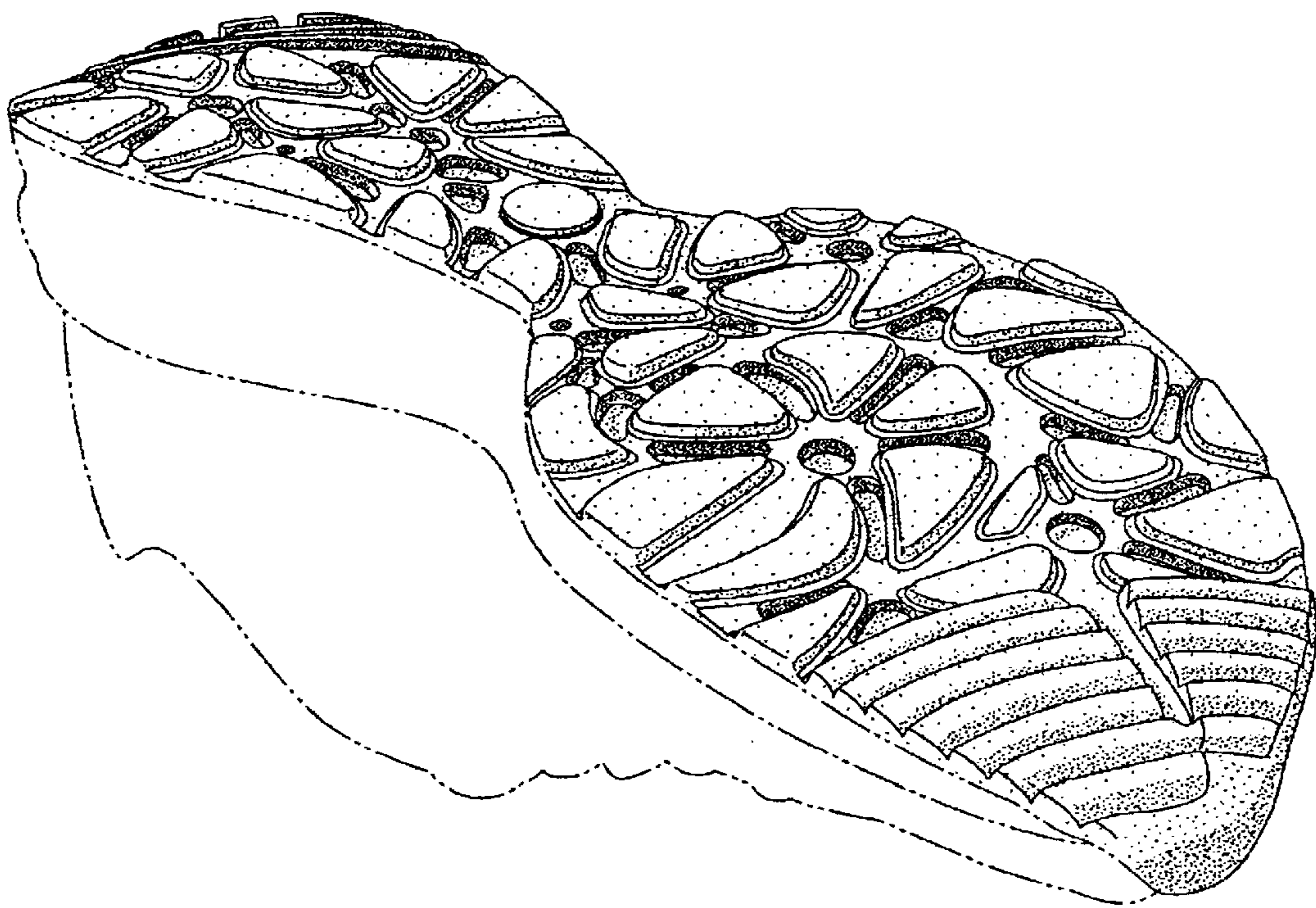


Fig. 1

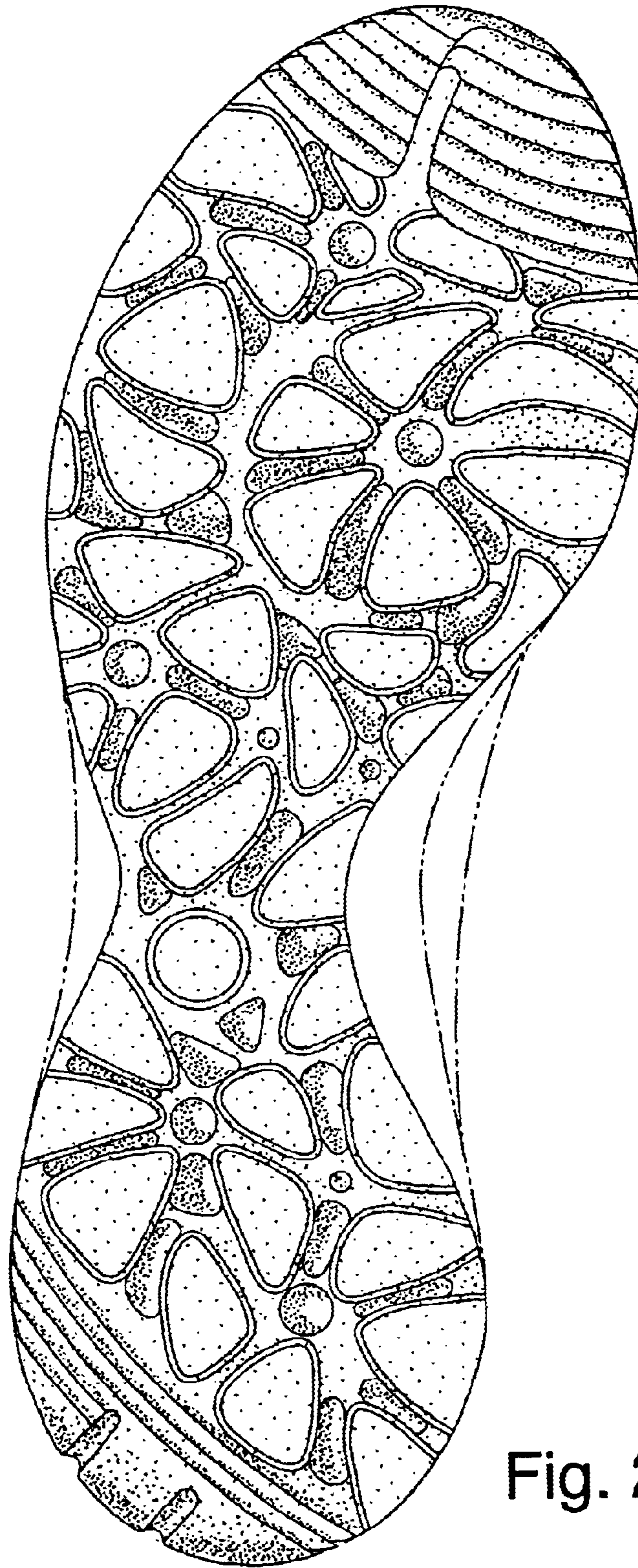


Fig. 2



Fig. 3




Fig. 4

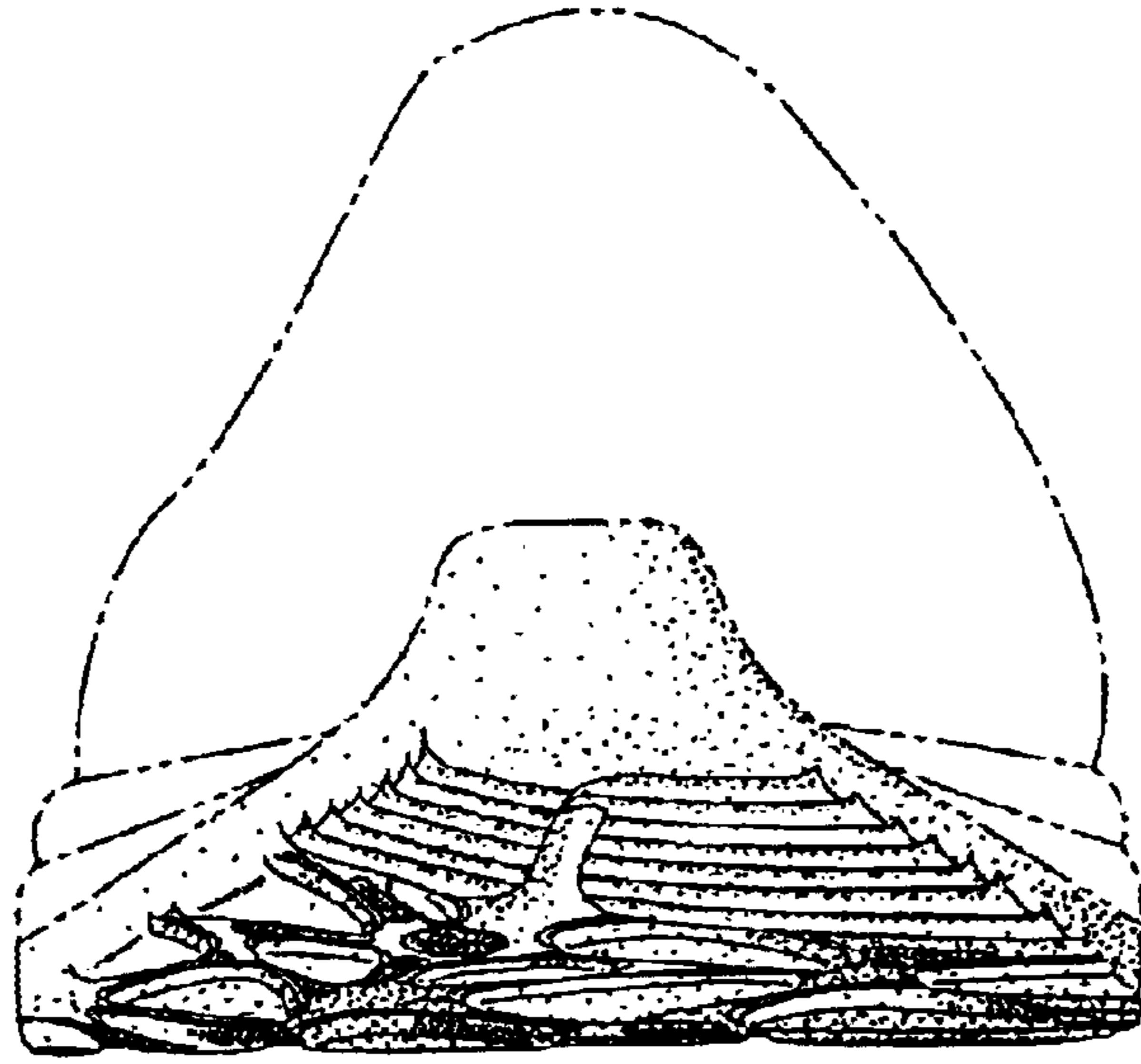


Fig. 5

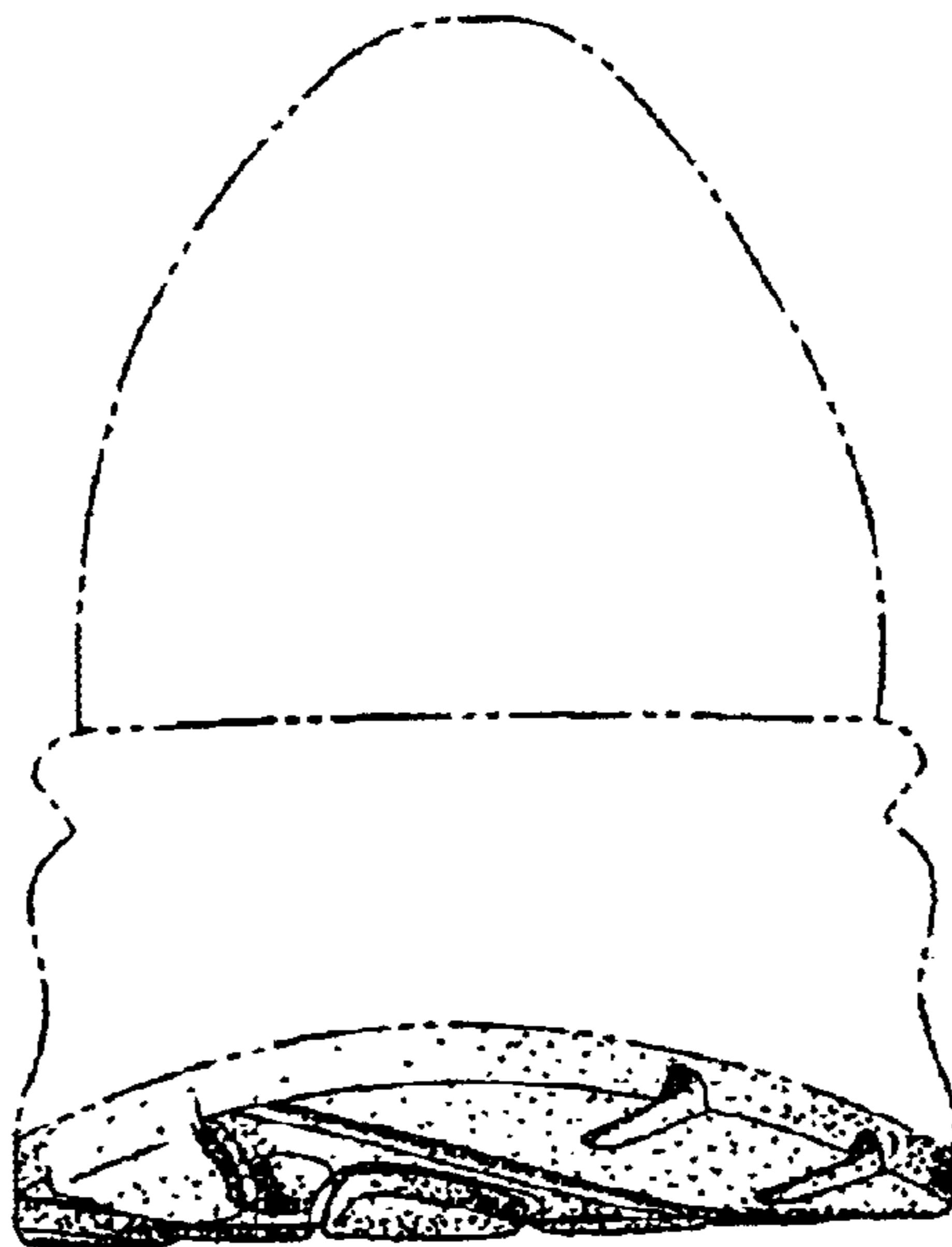


Fig. 6