



US00D489518S

(12) **United States Design Patent**
Maxfield

(10) **Patent No.:** **US D489,518 S**

(45) **Date of Patent:** **** May 11, 2004**

(54) **BOWLER'S SLIDE SOCK**

(76) Inventor: **Sandra L. Maxfield**, 3517 Calle del Sol, Irving, TX (US) 75062

(**) Term: **14 Years**

(21) Appl. No.: **29/174,899**

(22) Filed: **Jan. 28, 2003**

(51) **LOC (7) Cl.** **02-99**

(52) **U.S. Cl.** **D2/946**

(58) **Field of Search** D2/913, 946, 962;
36/127, 130, 134, 62

(56) **References Cited**

U.S. PATENT DOCUMENTS

1,440,337	A	12/1922	Bush et al.	
1,464,365	A	8/1923	Koetter	
1,558,378	A	* 10/1925	McAuley	36/130
2,155,979	A	* 4/1939	Prondecki	36/134
2,246,562	A	* 6/1941	Whitley	36/130
2,258,322	A	* 10/1941	Frolich	36/62
3,012,343	A	12/1961	Dinkel	
3,319,362	A	5/1967	Gomolka	
D219,136	S	* 11/1970	Mace	D2/913
4,991,318	A	2/1991	Cornell	

D336,559	S	* 6/1993	Carmichael	D2/962
5,542,198	A	* 8/1996	Famolare	36/130
D425,289	S	* 5/2000	Sheppard et al.	D2/913
6,311,415	B1	* 11/2001	Lind	36/130

* cited by examiner

Primary Examiner—Dominic Simone

(74) *Attorney, Agent, or Firm*—Donald R. Schoonover

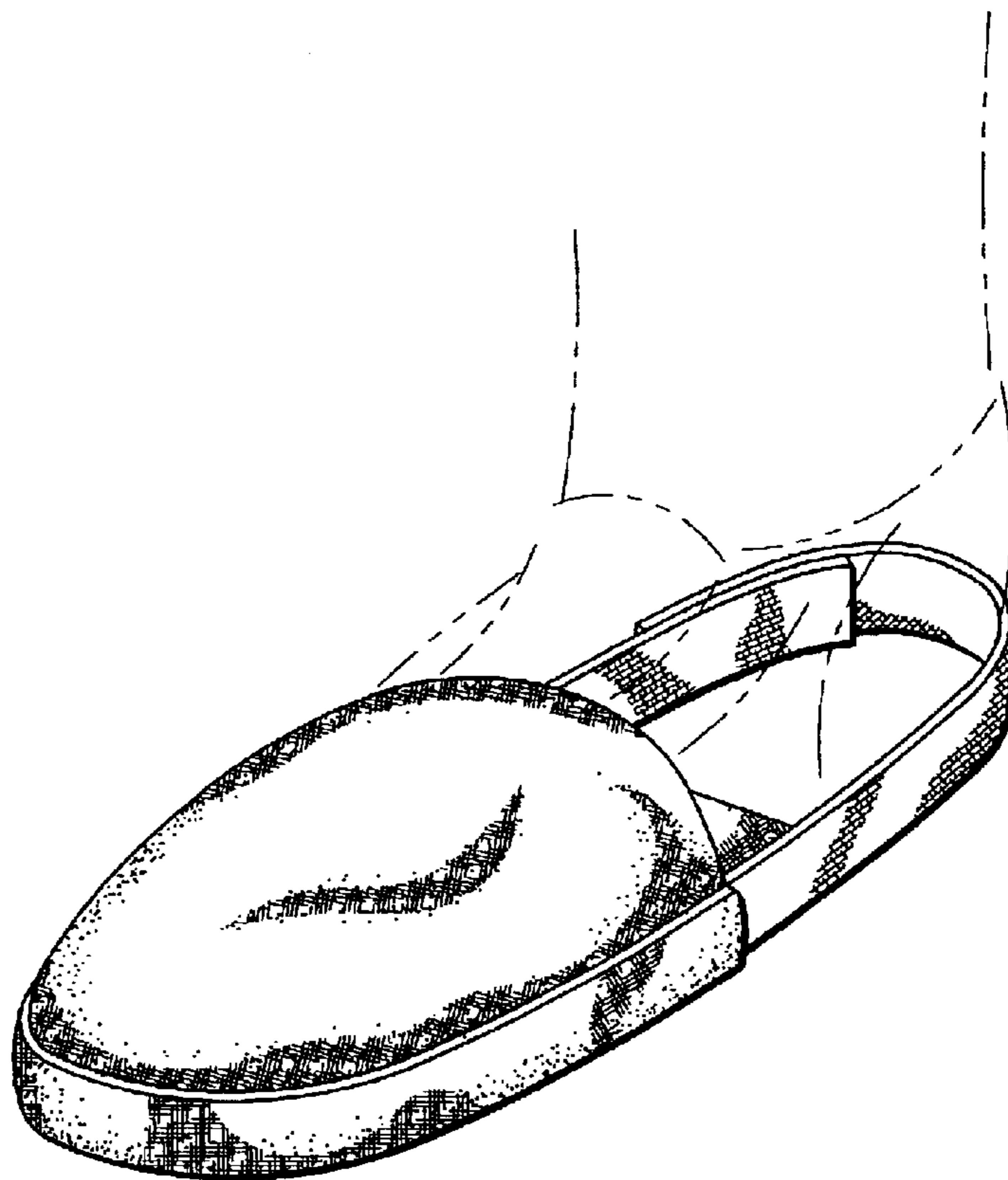
(57) **CLAIM**

I claim the ornamental design for a bowler's slide sock, as shown and described.

DESCRIPTION

FIG. 1 is a perspective view of a bowler's slide sock showing my new design;
FIG. 2 is a top plan view thereof;
FIG. 3 is a left side elevational view thereof;
FIG. 4 is a right side elevational view thereof;
FIG. 5 is a front elevational view thereof;
FIG. 6 is a rear elevational view thereof;
FIG. 7 is a bottom plan view thereof; and,
FIG. 8 is a perspective view of a bowler's slide sock in use; the broken lines depict environmental structure for illustrative purposes only and form no part of the claimed design.

1 Claim, 3 Drawing Sheets



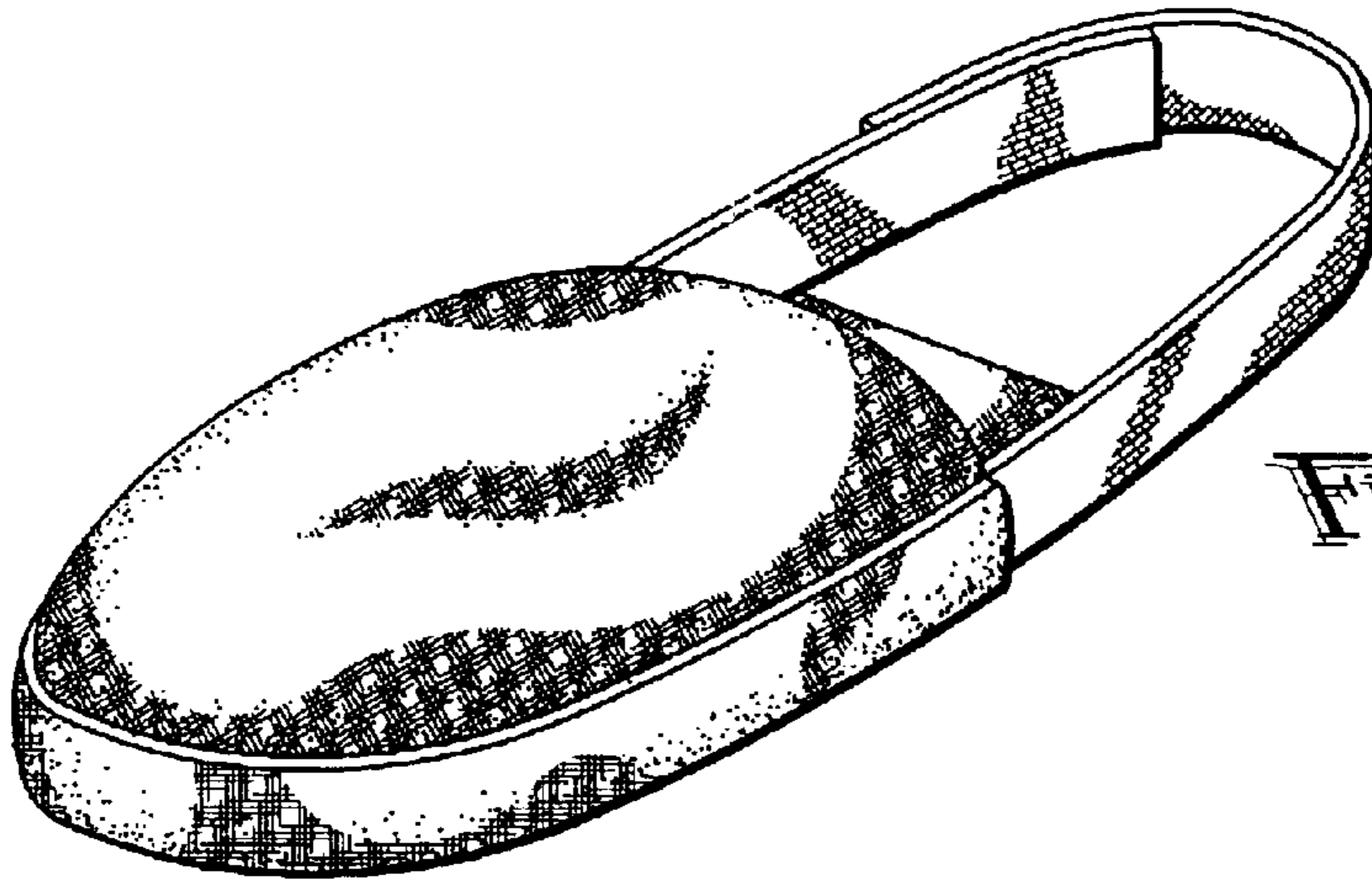


FIG. 1




FIG. 2

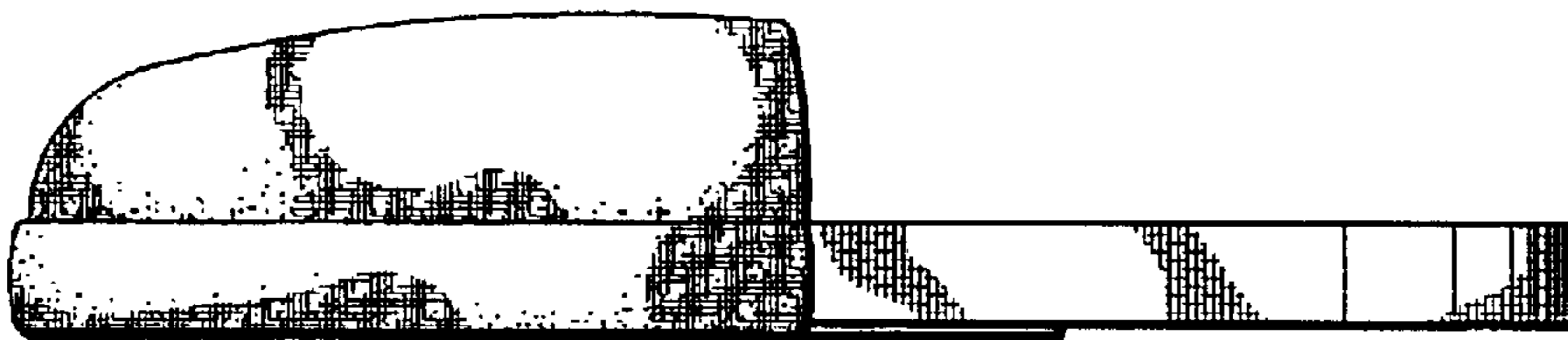


FIG. 3

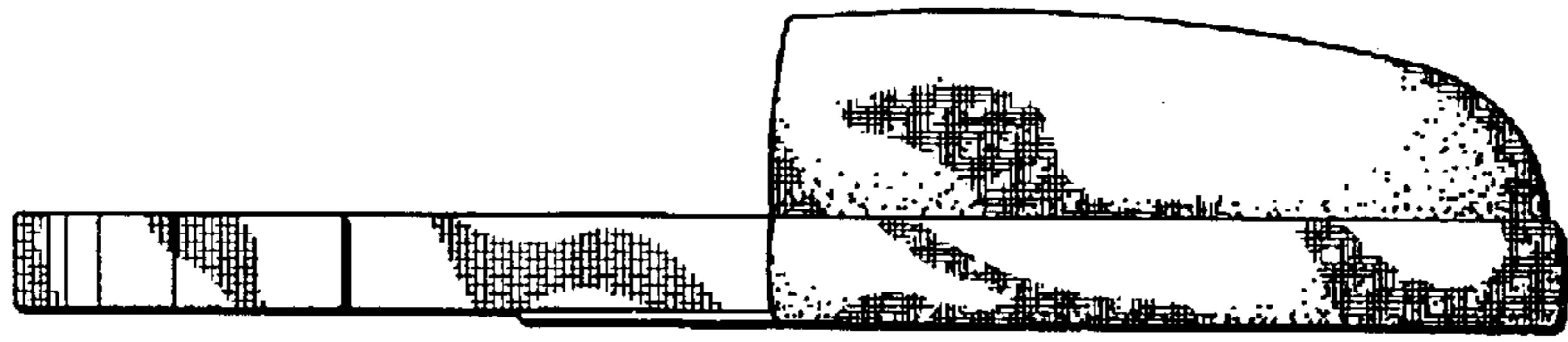


FIG. 4




FIG. 5

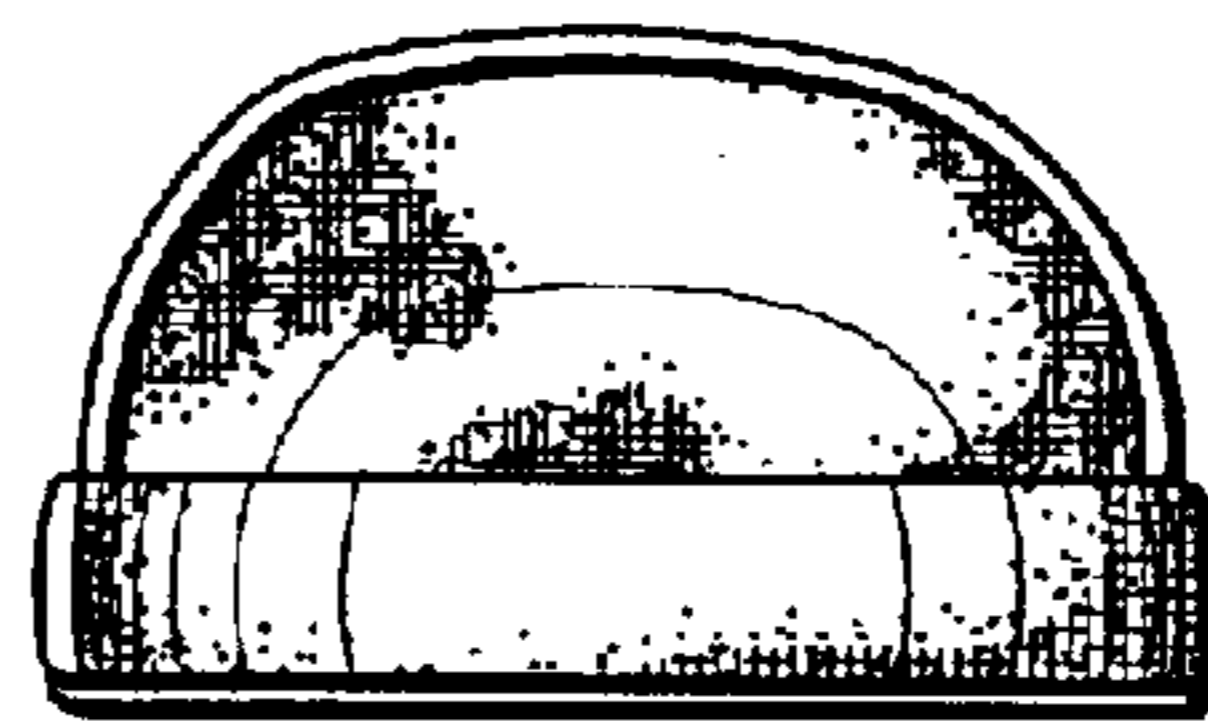


FIG. 6




FIG. 7




FIG. 8