



US00D489517S

(12) **United States Design Patent**
Comeau

(10) **Patent No.:** **US D489,517 S**

(45) **Date of Patent:** **** May 11, 2004**

(54) **SANDAL**
(75) **Inventor:** **Dennis Comeau**, New York, NY (US)
(73) **Assignee:** **Bernardo Footwear, LLC**, Stafford, TX (US)
(**) **Term:** **14 Years**
(21) **Appl. No.:** **29/184,063**
(22) **Filed:** **Nov. 6, 2003**

D181,542 S 11/1957 Miyachi et al. D2/917
D187,781 S 5/1960 Hayakawa D2/917
D254,521 S 3/1980 Katz
4,471,539 A 9/1984 Mann 36/11.5
D293,963 S 2/1988 Maciel
D352,382 S 11/1994 Chuang D2/917
D404,894 S 2/1999 Kelley D2/917
D418,280 S 1/2000 Kieler D2/916
D448,542 S 10/2001 Bryant D2/917
D449,918 S 11/2001 Boncutter D2/917
D456,123 S 4/2002 Powell D2/917
6,508,016 B1 1/2003 Boncutter et al. 36/11.5
D470,648 S 2/2003 Jacobs D2/917

Related U.S. Application Data

(62) Division of application No. 29/181,573, filed on May 13, 2003.
(51) **LOC (7) Cl.** **02-04**
(52) **U.S. Cl.** **D2/917**
(58) **Field of Search** D2/896, 916-918;
36/7.5, 8.1

Primary Examiner—Dominic Simone
(74) *Attorney, Agent, or Firm*—Lieberman & Brandsdorfer, LLC

CLAIM

(57) The ornamental design for a sandal, as shown and described.

DESCRIPTION

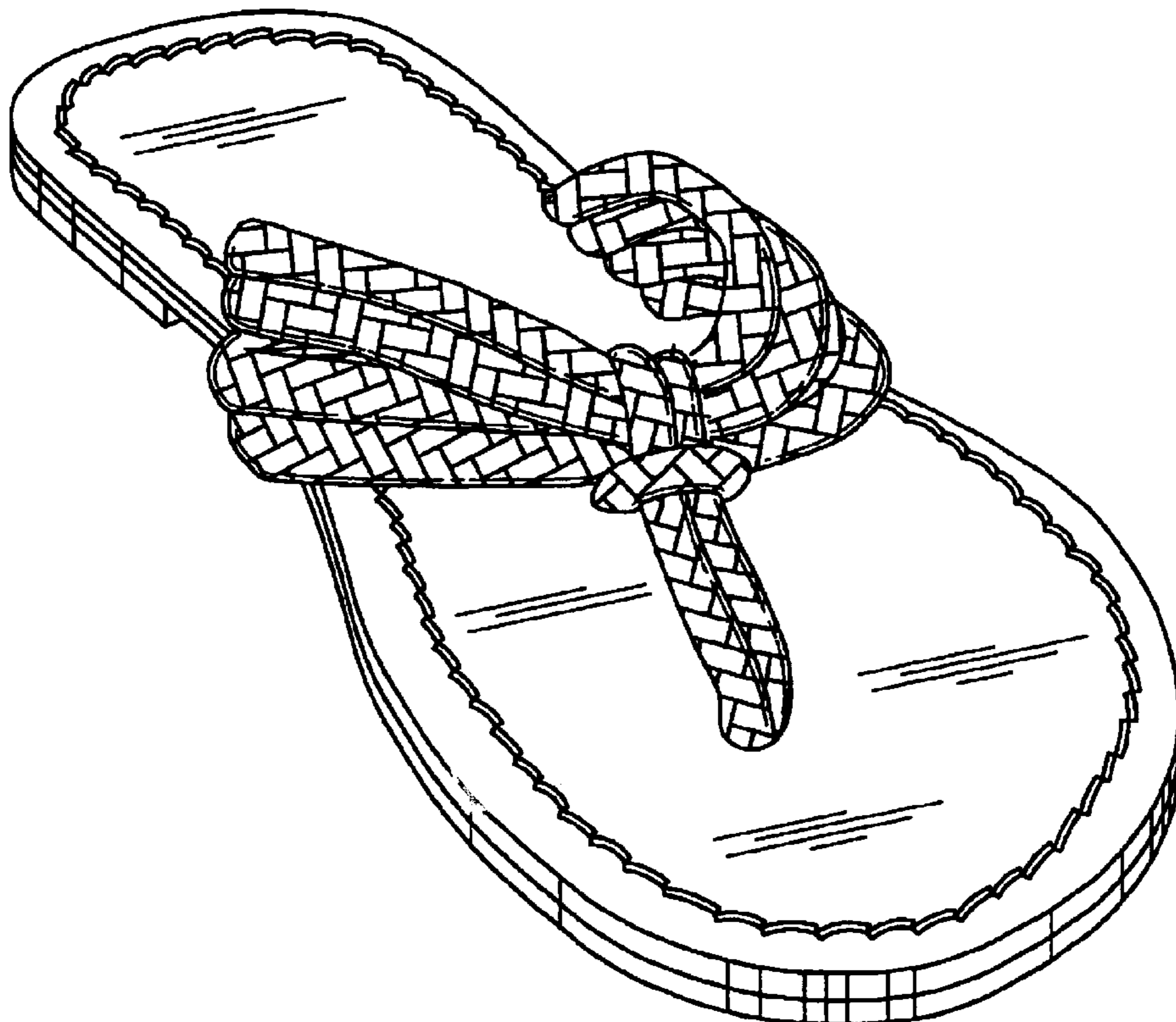
FIG. 1 is a top perspective view of a sandal, showing the new design;
FIG. 2 is a front elevational view taken from FIG. 1;
FIG. 3 is a rear elevational view taken from FIG. 1;
FIG. 4 is a right side elevational view taken from FIG. 1;
FIG. 5 is a left side elevational view taken from FIG. 1;
FIG. 6 is a top plan view taken from FIG. 1; and,
FIG. 7 is a bottom plan taken from FIG. 1.

(56) **References Cited**

U.S. PATENT DOCUMENTS

1,068,382 A 7/1913 Blanchard et al. 36/11.5
D137,764 S 4/1944 Goldstein D2/918
D147,308 S 8/1947 Steel D2/917
D149,179 S 4/1948 Gregg D2/916
D166,122 S 3/1952 Pastine D2/917
D166,123 S 3/1952 Pastine D2/917
D170,768 S 11/1953 Preti D2/922

1 Claim, 5 Drawing Sheets



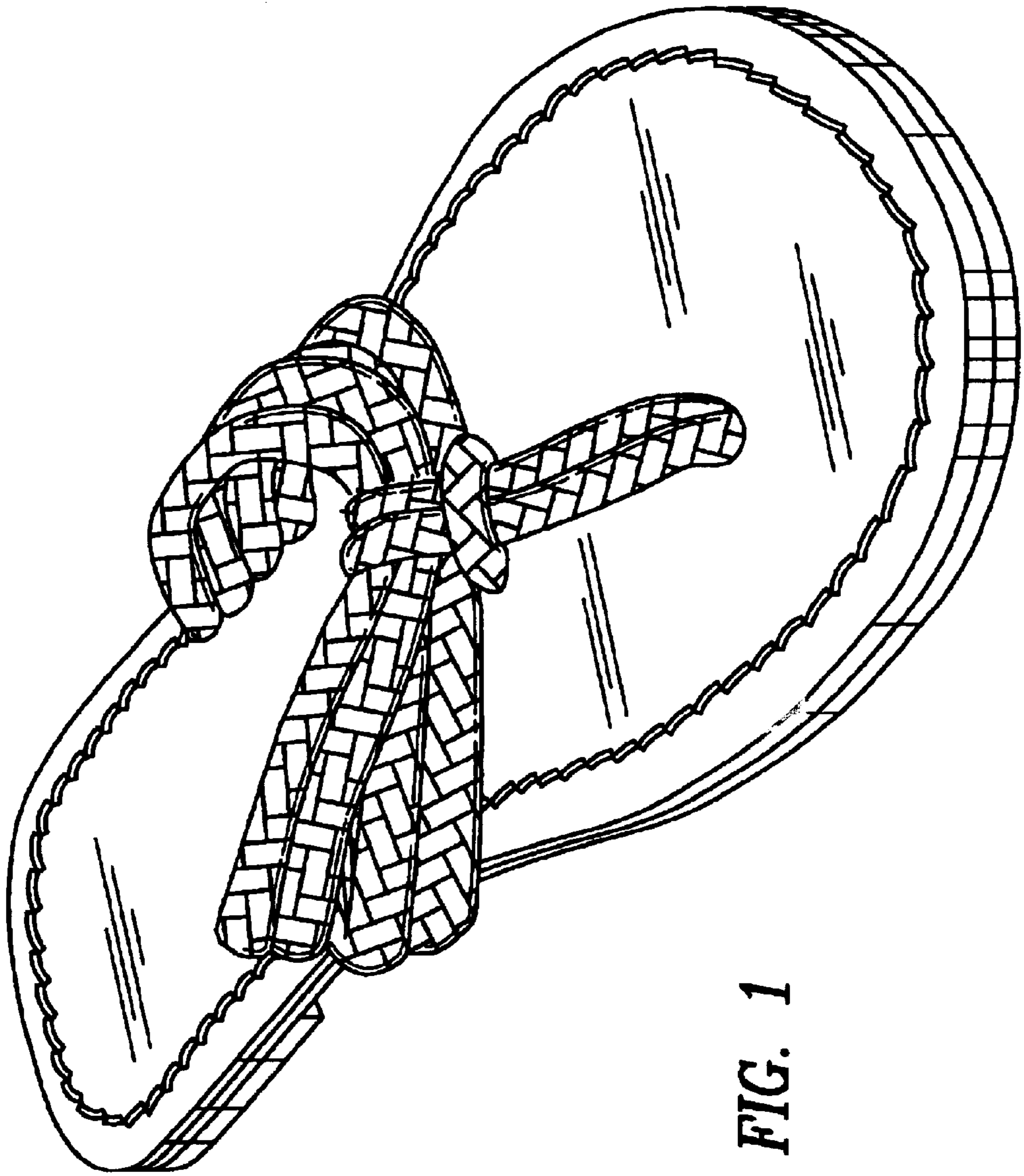


FIG. 1




FIG. 2




FIG. 3

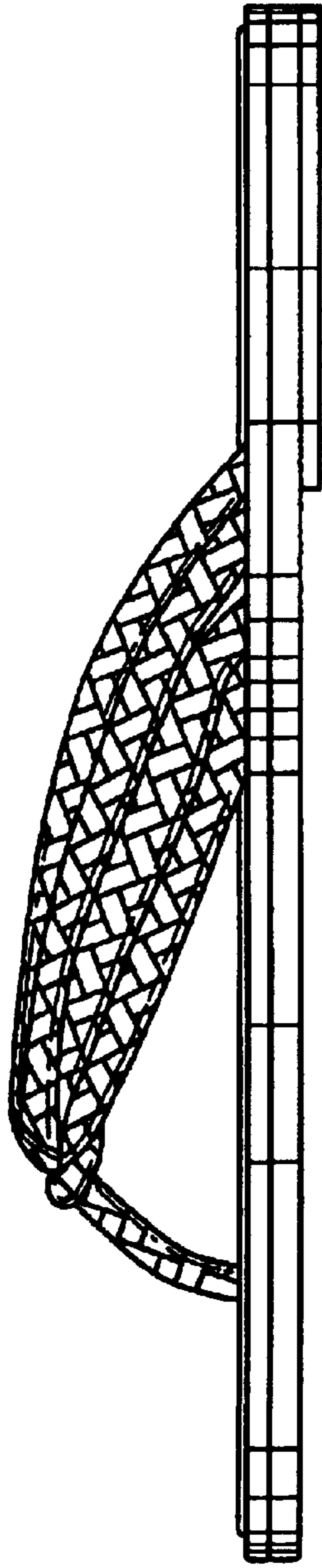


FIG. 4

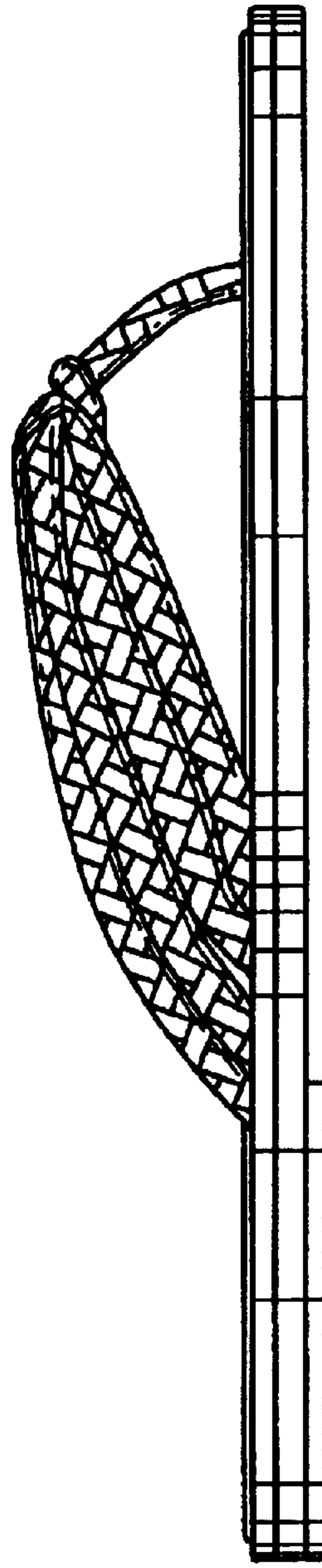


FIG. 5

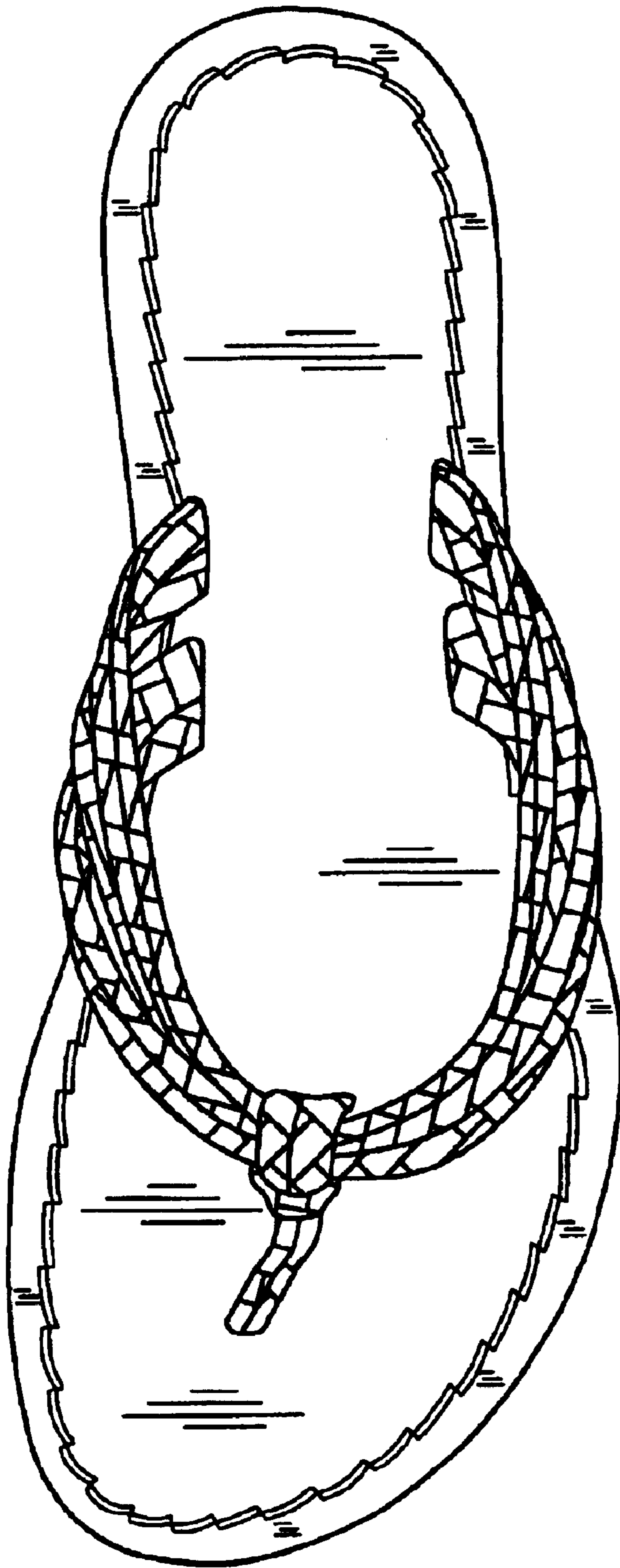


FIG. 6

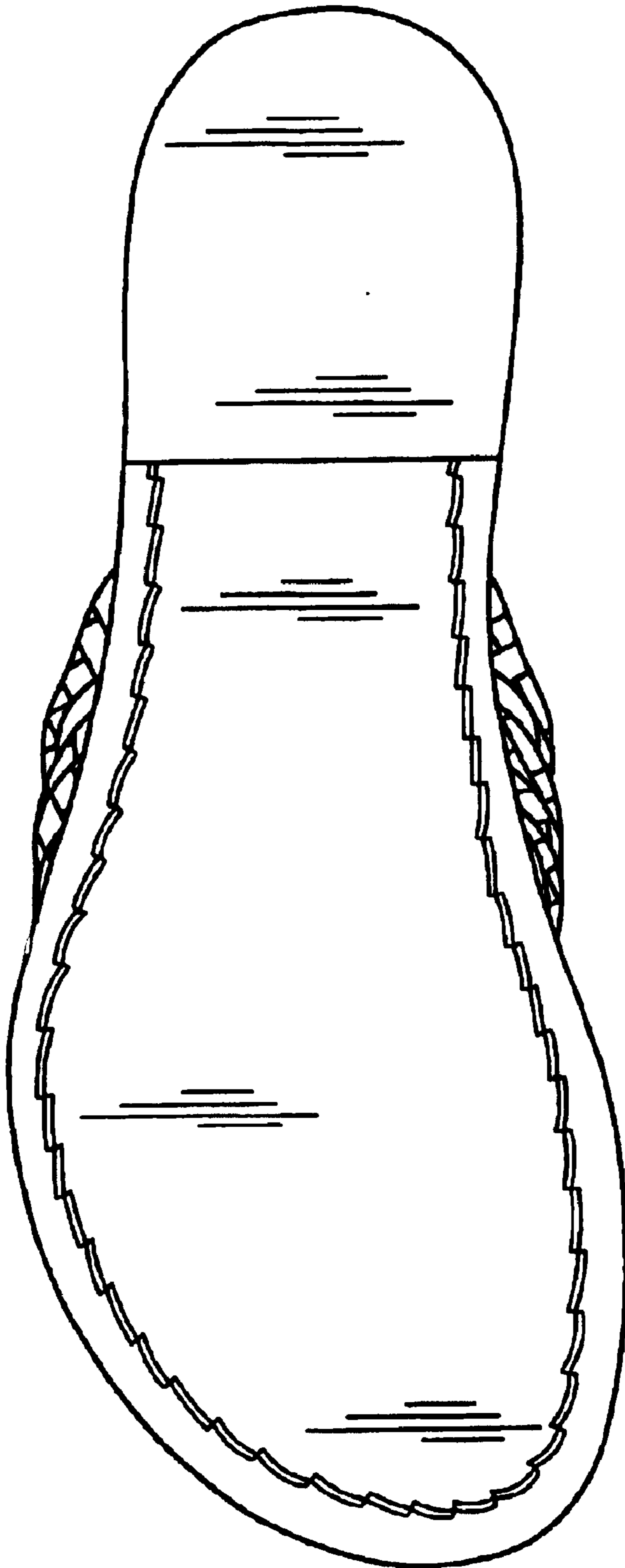


FIG. 7