



US00D489516S

(12) **United States Design Patent**
Gebhardt

(10) **Patent No.:** **US D489,516 S**

(45) **Date of Patent:** **** May 11, 2004**

(54) **FOOTWEAR**

(76) **Inventor:** **Joseph P. Gebhardt**, P.O. Box 6928,
Stateline, NV (US) 89449-6928

(**) **Term:** **14 Years**

(21) **Appl. No.:** **29/185,992**

(22) **Filed:** **Jul. 7, 2003**

Related U.S. Application Data

(62) Division of application No. 29/155,485, filed on Feb. 10,
2002, now Pat. No. Des. 479,386.

(51) **LOC (7) Cl.** **02-04**

(52) **U.S. Cl.** **D2/898; D2/900; D2/909;**
D2/910

(58) **Field of Search** **D2/896, 897-900,**
D2/909, 910, 970, 923, 969; 36/7, 1 R,
7.3, 83

(56) **References Cited**

U.S. PATENT DOCUMENTS

D116,635 S * 9/1939 Stuart D2/909
D154,501 S * 7/1949 Marx D2/910
2,617,208 A * 11/1952 Marx et al. 36/7.3

D269,049 S * 5/1983 De Bertoldi D2/910
D325,805 S * 5/1992 Herber D2/923
D400,343 S * 11/1998 Davidowitz et al. D2/910
D422,778 S * 4/2000 Yang D2/899
D423,197 S * 4/2000 Yang D2/899
D447,319 S * 9/2001 Yang D2/899
D479,386 S * 9/2003 Gebhardt D2/898

* cited by examiner

Primary Examiner—Dominic Simone

(74) *Attorney, Agent, or Firm*—Marshall & Melhorn, LLC


(57) **CLAIM**

The ornamental design for footwear, as shown and described.

DESCRIPTION

FIG. 1 is a perspective view of footwear showing my new design;
FIG. 2 is an elevation view of a first side thereof;
FIG. 3 is a bottom plan view thereof;
FIG. 4 is an elevation view of a second side thereof;
FIG. 5 is a top plan view thereof;
FIG. 6 is an elevation view of a front thereof; and,
FIG. 7 is an elevation view of a rear thereof.

1 Claim, 2 Drawing Sheets



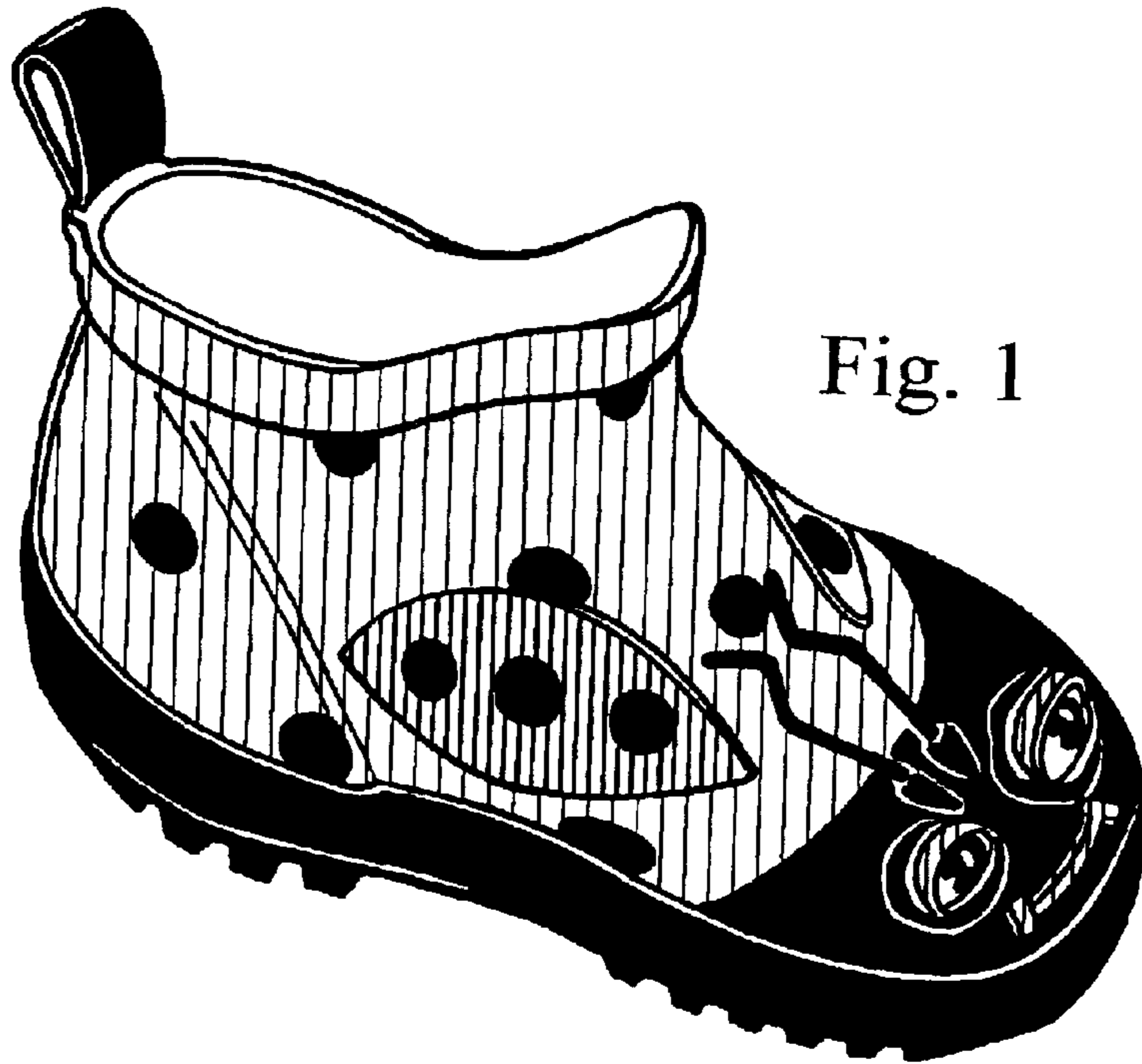


Fig. 1




Fig. 2

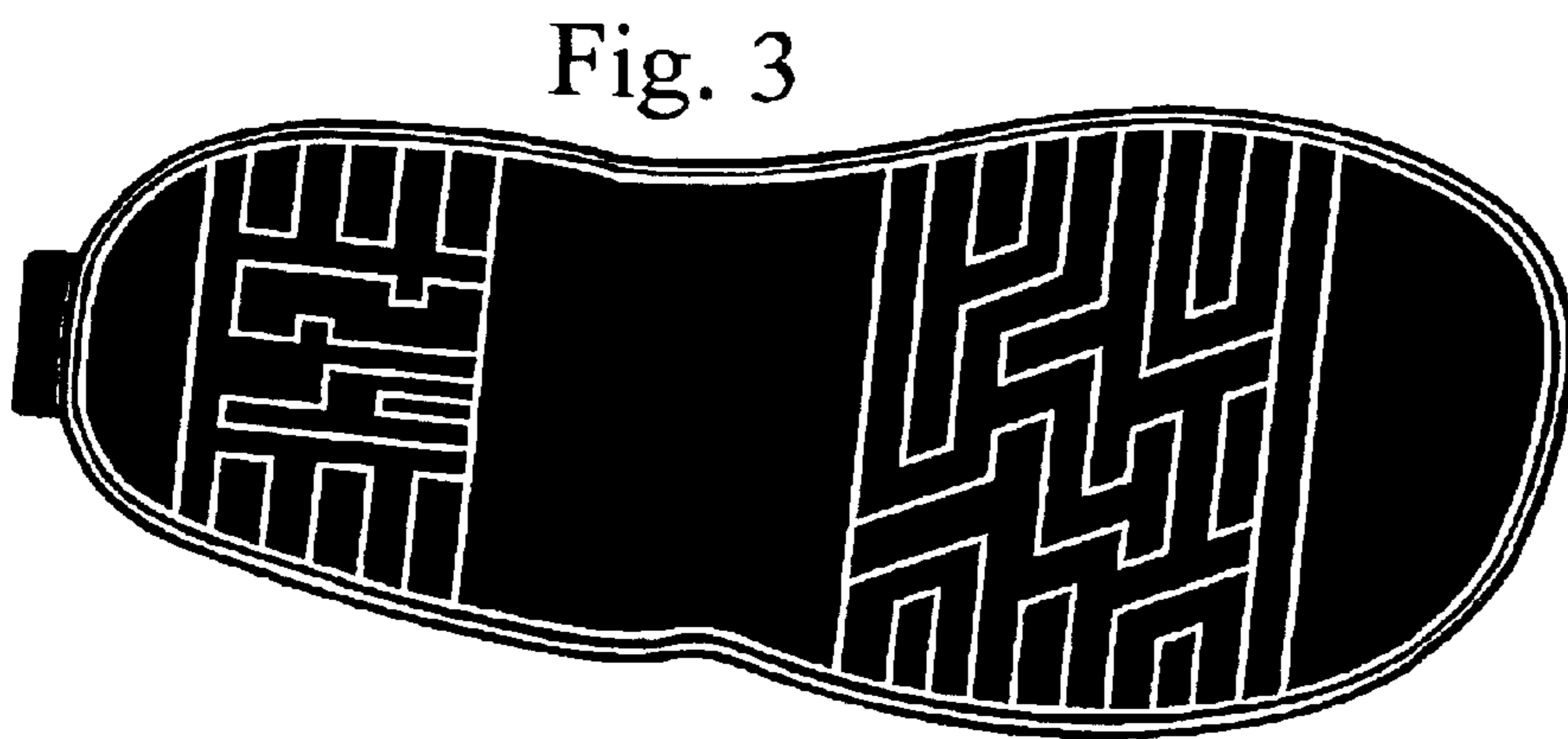


Fig. 3

Fig. 4

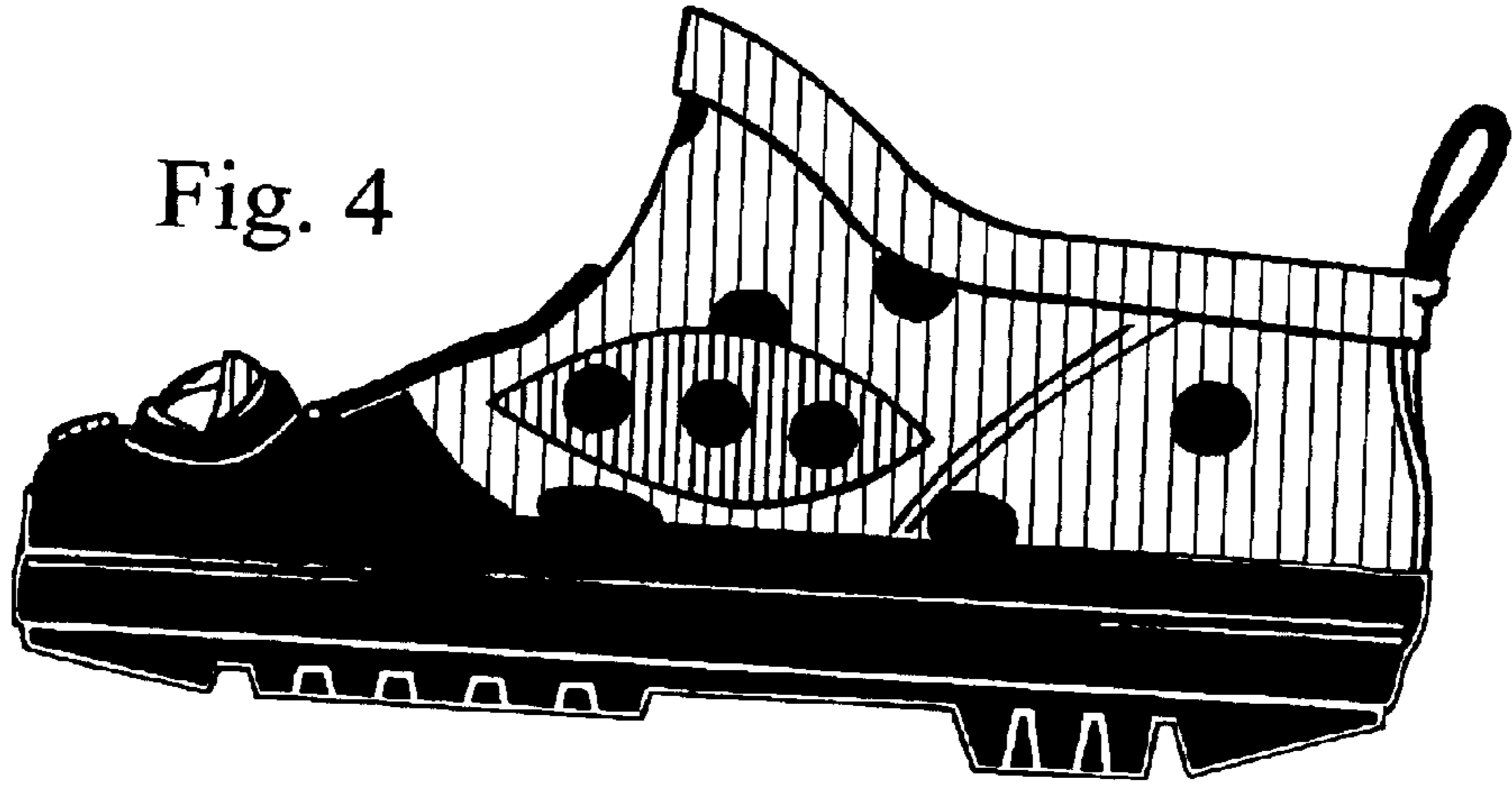


Fig. 5


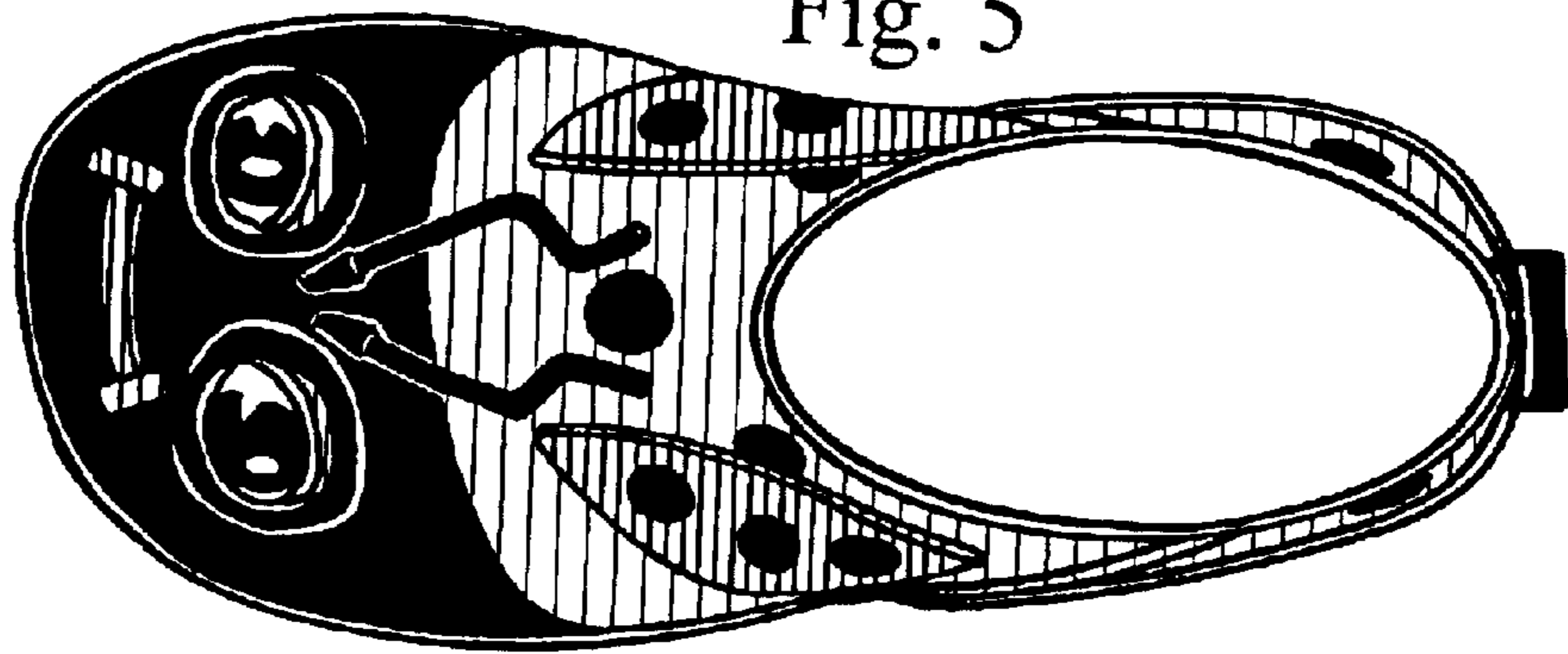


Fig. 6

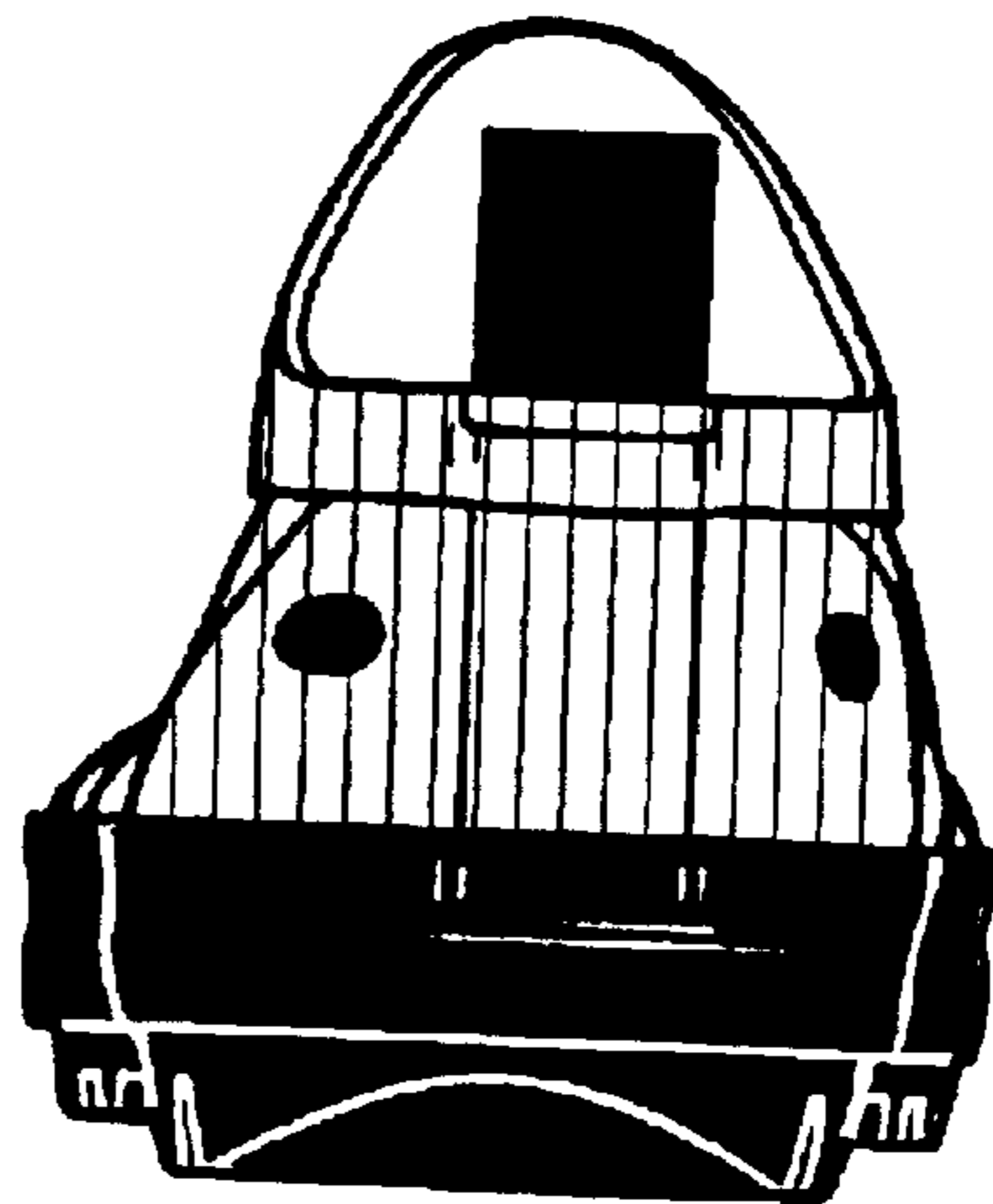


Fig. 7