



US00D489488S

(12) **United States Design Patent**
Gaugler

(10) **Patent No.:** **US D489,488 S**

(45) **Date of Patent:** **** May 4, 2004**

(54) **TWISTED HANDLE FOR A HAIR TOOL**

6,249,973 B1 * 6/2001 Hirano 30/30
D452,982 S * 1/2002 Offer et al. D28/29

(76) Inventor: **Donald A. Gaugler**, 201 E. 83rd St.
Apt. 8B, New York, NY (US) 10022

* cited by examiner

(**) Term: **14 Years**

Primary Examiner—Lucy Lieberman
(74) *Attorney, Agent, or Firm*—Gibbons, Del Deo, Dolan,
Griffinger & Vecchione

(21) Appl. No.: **29/173,495**

(22) Filed: **Dec. 30, 2002**

(57) **CLAIM**

(51) **LOC (7) Cl.** **28-03**

The ornamental design for a twisted handle for a hair tool,
as shown and described.

(52) **U.S. Cl.** **D28/54; D28/25; D28/30;**
D28/34; D4/138

DESCRIPTION

(58) **Field of Search** D28/21, 24, 25,
D28/28, 29, 30, 31, 34, 52, 53, 54; 132/150,
149, 146, 139, 148, 219, 125, 126, 212,
213, 213.1, 271; 30/31, 30, 34.05; D4/129,
127, 138, 128, 132, 135; D7/401.2, 361,
662, 663, 688, 692, 393–395; D8/57

FIG. 1 is a front perspective view of a twisted handle for a
hair tool in accordance with the invention;
FIG. 2 is a top view thereof;
FIG. 3 is a front view thereof;
FIG. 4 is an end view of the twisted handle for a hair tool
as seen from the left side of FIG. 3;
FIG. 5 is a rear view thereof;
FIG. 6 is a end view of the twisted handle for a hair tool as
seen from the right side of FIG. 3; and,
FIG. 7 is a bottom view thereof.

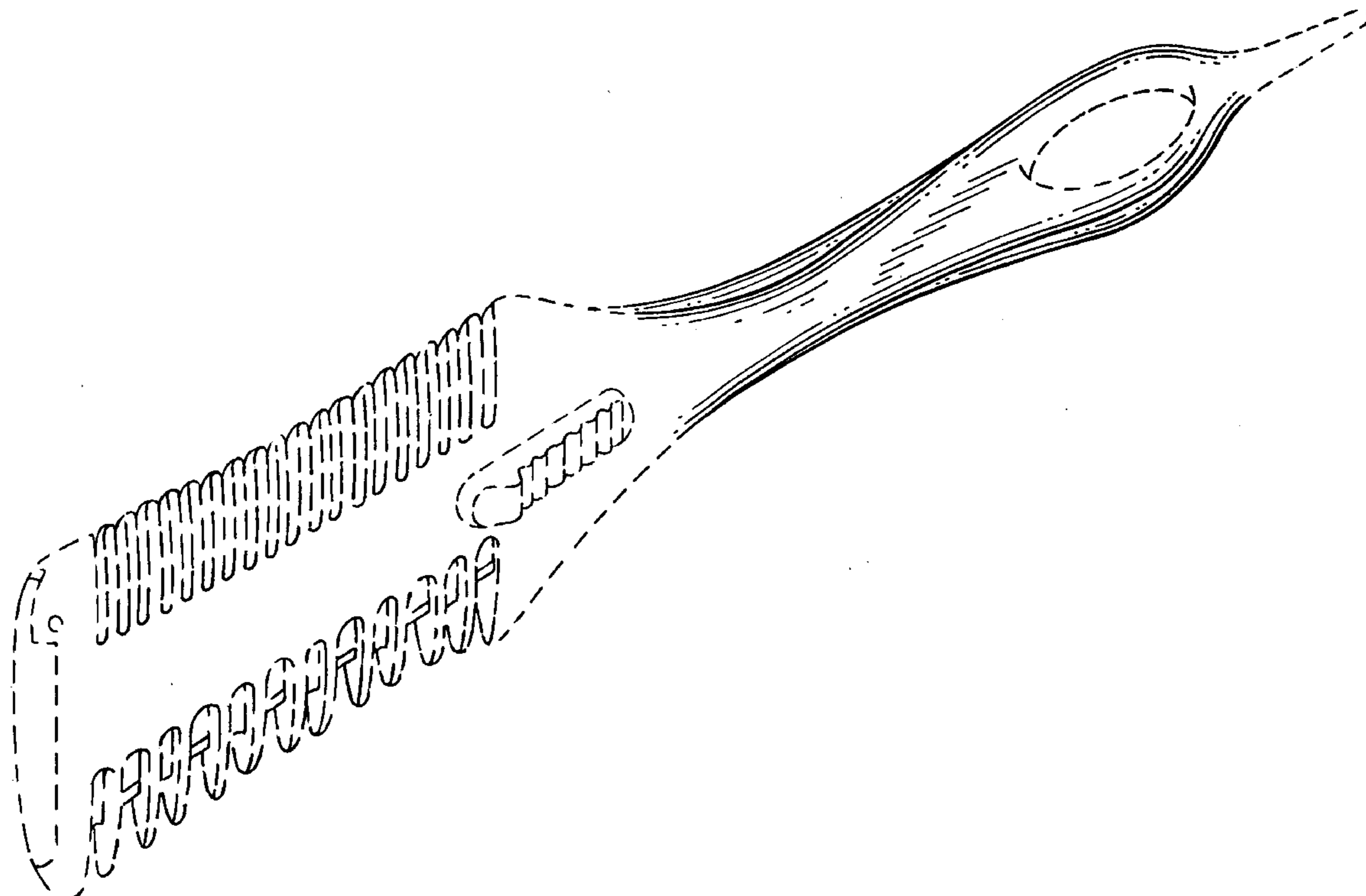
(56) **References Cited**

U.S. PATENT DOCUMENTS

- D42,119 S * 1/1912 Thompson D24/211
- D51,832 S * 3/1918 Bechtold D4/134
- D123,079 S * 10/1940 Requesens D8/57
- D166,407 S * 4/1952 Nevelson D7/663
- D209,851 S * 1/1968 Levin D7/395
- D211,443 S * 6/1968 Tin D28/52
- D237,038 S * 10/1975 Lasranti D8/57
- D333,764 S * 3/1993 Osvaldo D8/57
- D389,651 S * 1/1998 Chan et al. D4/138

The broken lines in the drawings showing portions of a hair
tool are for illustrative purposes only. The straight vertical
broken line at the proximal end of the twisted handle for a
hair tool in FIGS. 2, 3, 5 and 7 defines the boundary of the
claimed design. None of the broken lines form a part of the
claimed design.

1 Claim, 4 Drawing Sheets



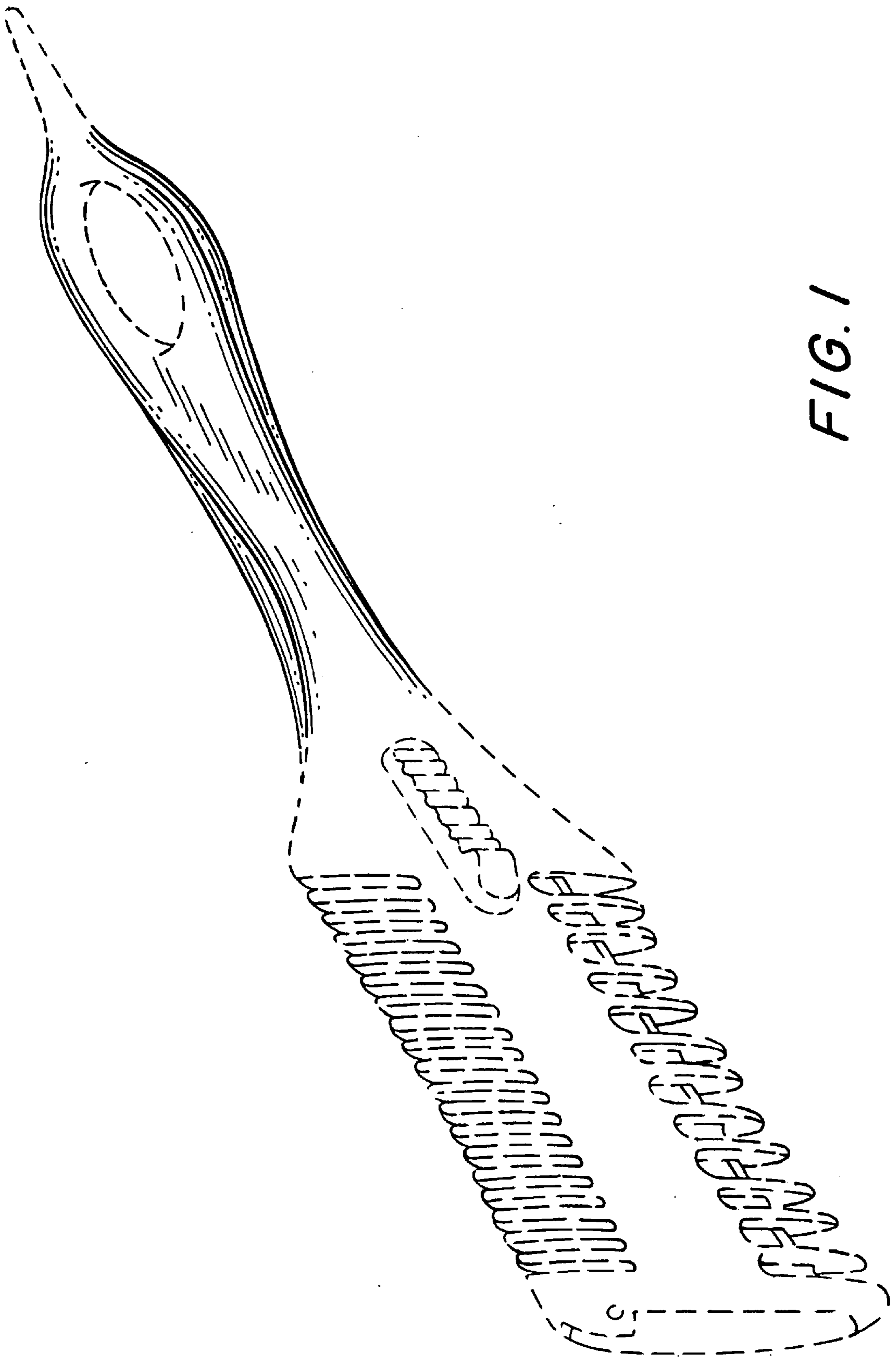


FIG. 2

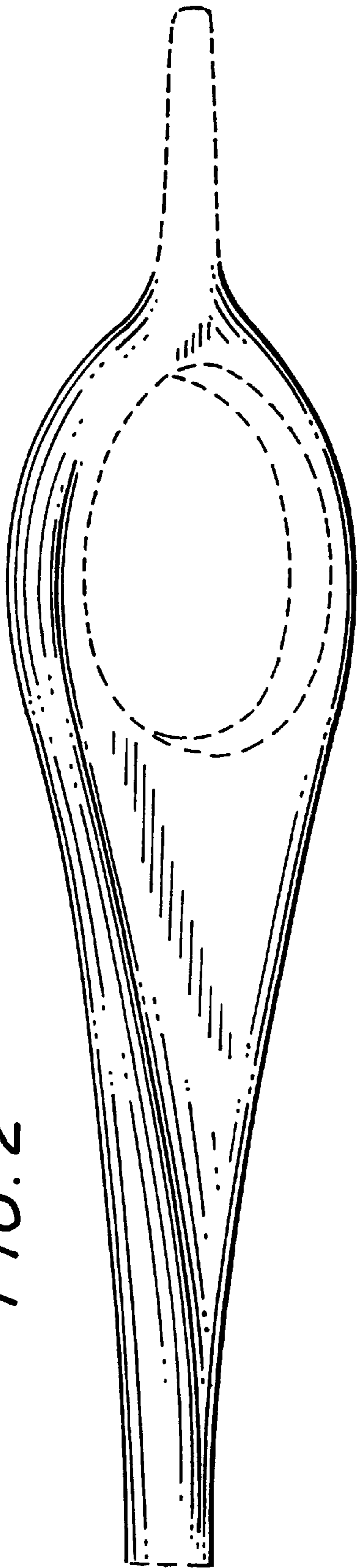


FIG. 3

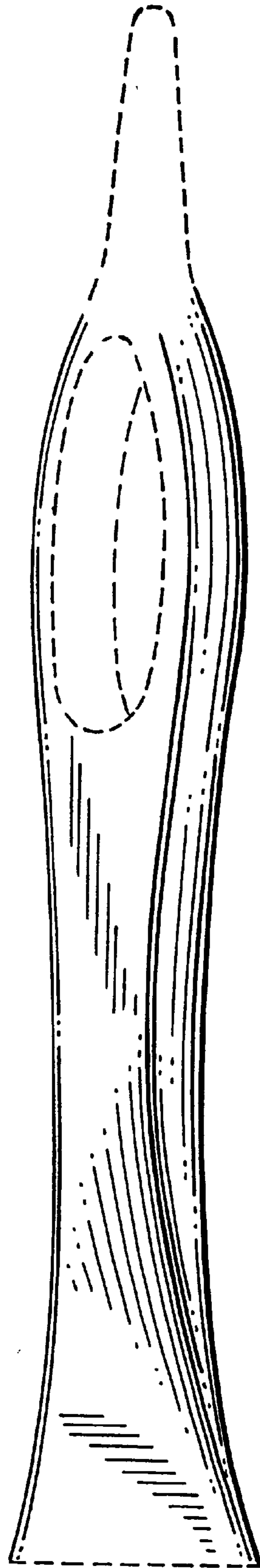


FIG. 4

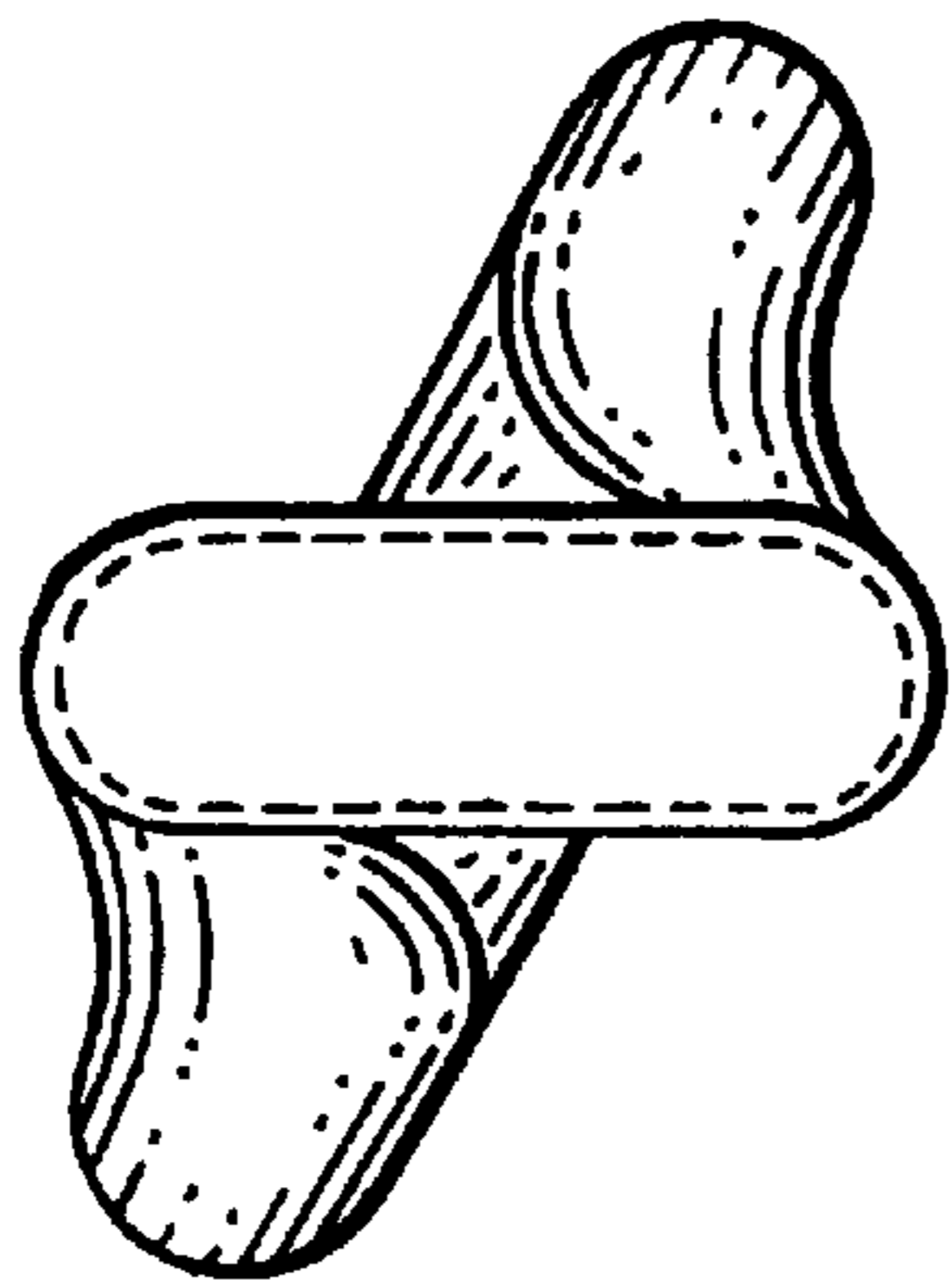
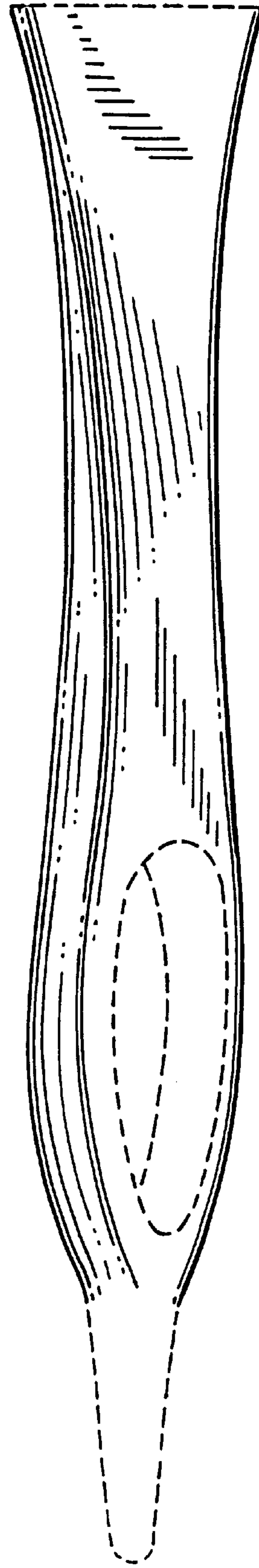


FIG. 5



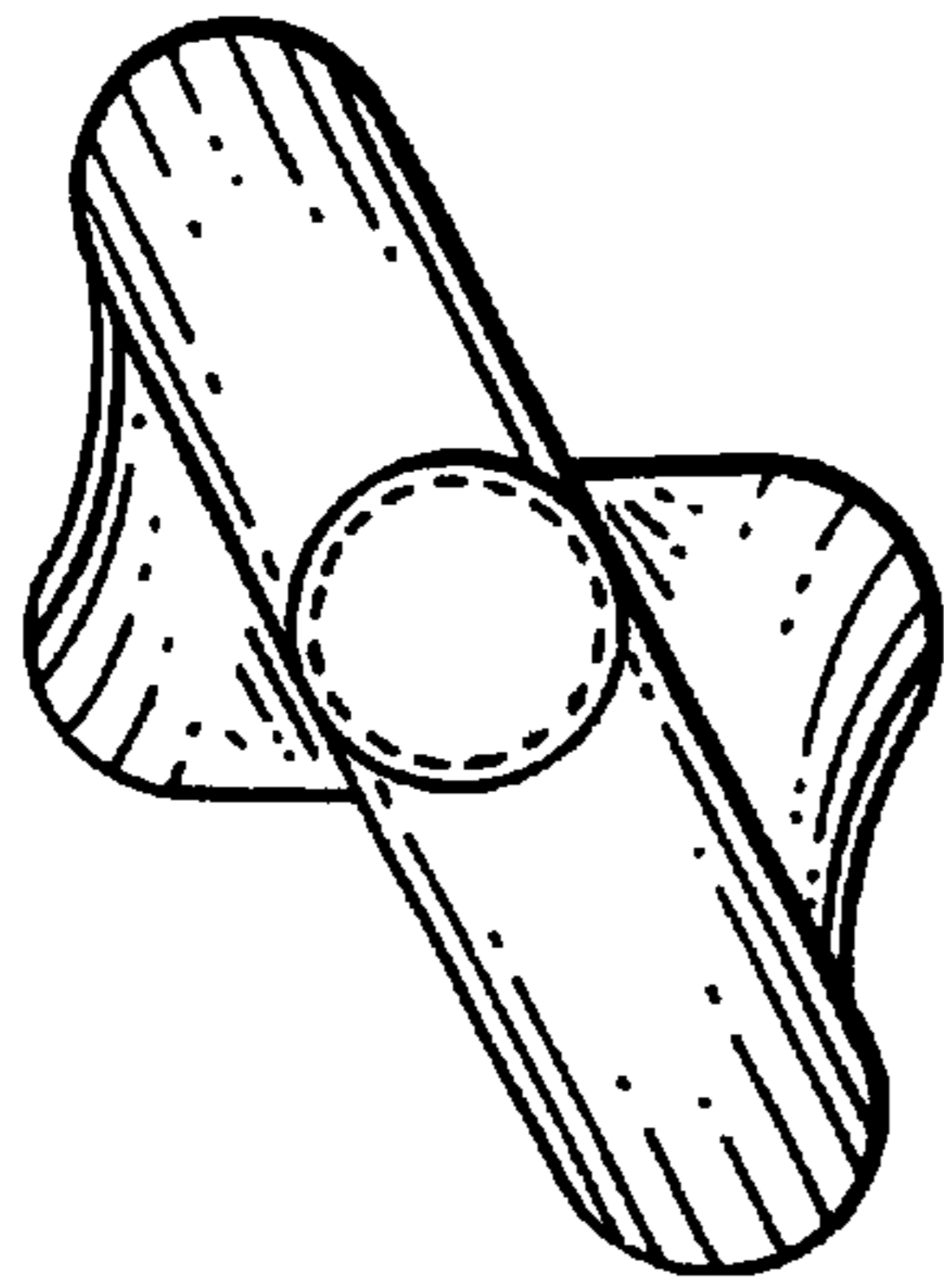


FIG. 6

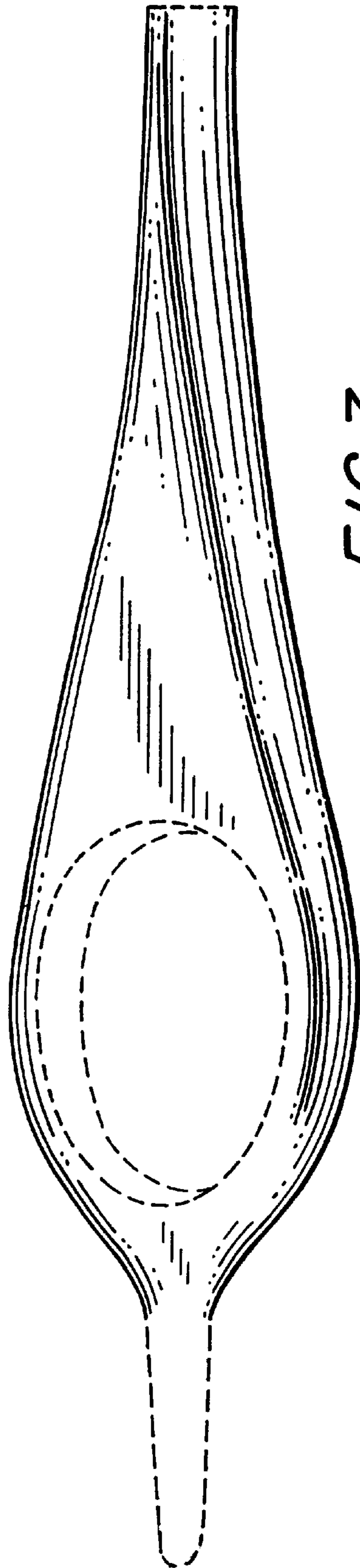


FIG. 7