



US00D489486S

(12) **United States Design Patent**
Ullmann

(10) **Patent No.:** **US D489,486 S**

(45) **Date of Patent:** **** May 4, 2004**

(54) **ELECTRIC SHAVER**

(75) Inventor: **Roland Ullmann**, Offenbach (DE)

(73) Assignee: **Braun GmbH** (DE)

(**) Term: **14 Years**

(21) Appl. No.: **29/189,035**

(22) Filed: **Aug. 25, 2003**

(30) **Foreign Application Priority Data**

Feb. 26, 2003 (WO) DM/062 939

(51) **LOC (7) Cl.** **28-03**

(52) **U.S. Cl.** **D28/49**

(58) **Field of Search** D28/44, 44.1,
D28/49, 51-53; 30/34.05, 34.1-34.2, 41.9,
43-43.9, 44-45, 43.91, 43.92, 48-50, 85,
526

(56) **References Cited**

U.S. PATENT DOCUMENTS

D389,602 S * 1/1998 Leberz D28/51
D405,230 S * 2/1999 Akashi et al. D28/49

D422,118 S * 3/2000 Kitagawa et al. D28/51
D456,945 S * 5/2002 Ullmann D28/49
D471,671 S * 3/2003 Nishizawa D28/51
D477,113 S * 7/2003 Muramatsu et al. D28/51
2003/0226259 A1 * 12/2003 Oswald et al. 30/43.92

* cited by examiner

Primary Examiner—Jennifer Rivard

(74) *Attorney, Agent, or Firm*—Fish & Richardson PC

(57) **CLAIM**

The ornamental design for an electric shaver, as shown and described.

DESCRIPTION

FIG. 1 is a perspective front elevational view of an electric shaver from above, showing my design;
FIG. 2 is a front view of the appliance;
FIG. 3 is a right side view thereof;
FIG. 4 is a bottom view thereof;
FIG. 5 is a top plan view thereof;
FIG. 6 is a rear view thereof; and,
FIG. 7 is a left side view thereof.

1 Claim, 3 Drawing Sheets





Fig. 1



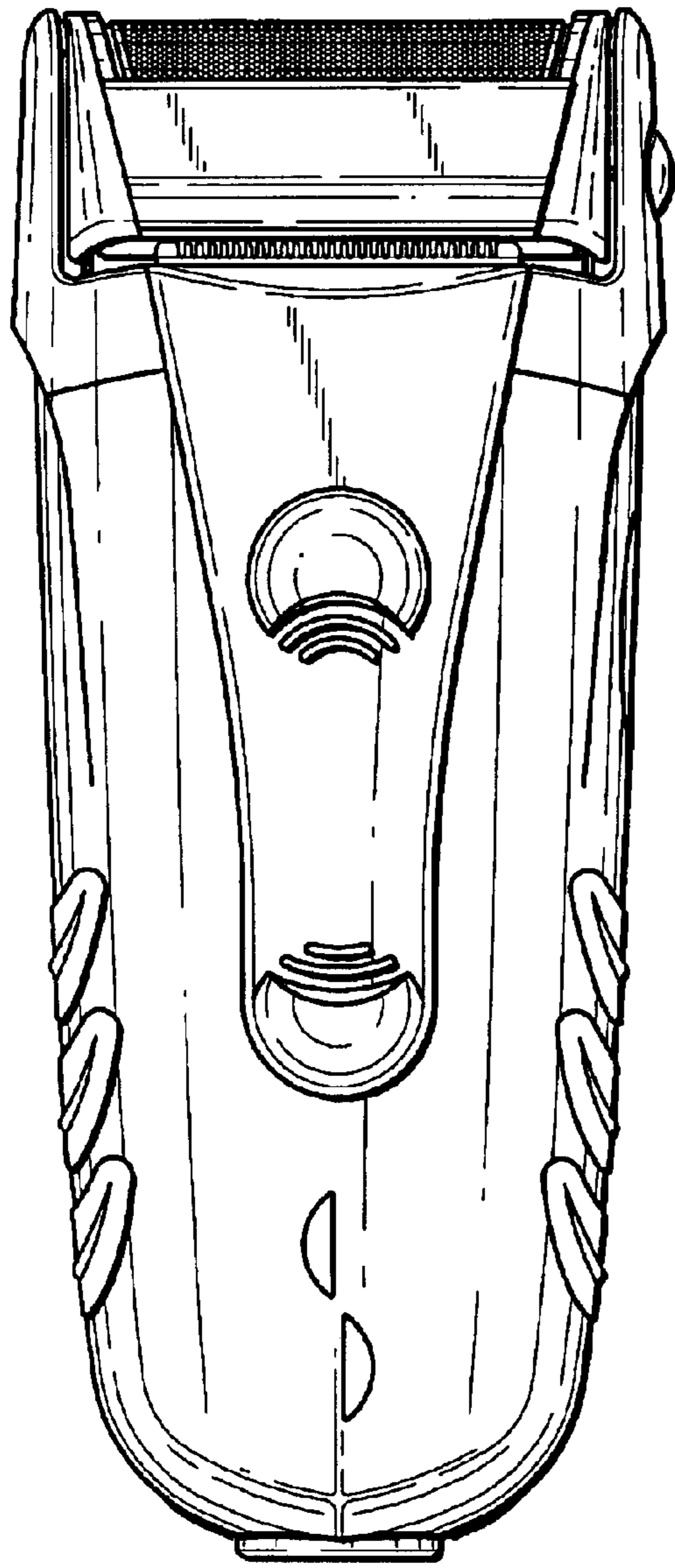


Fig. 2

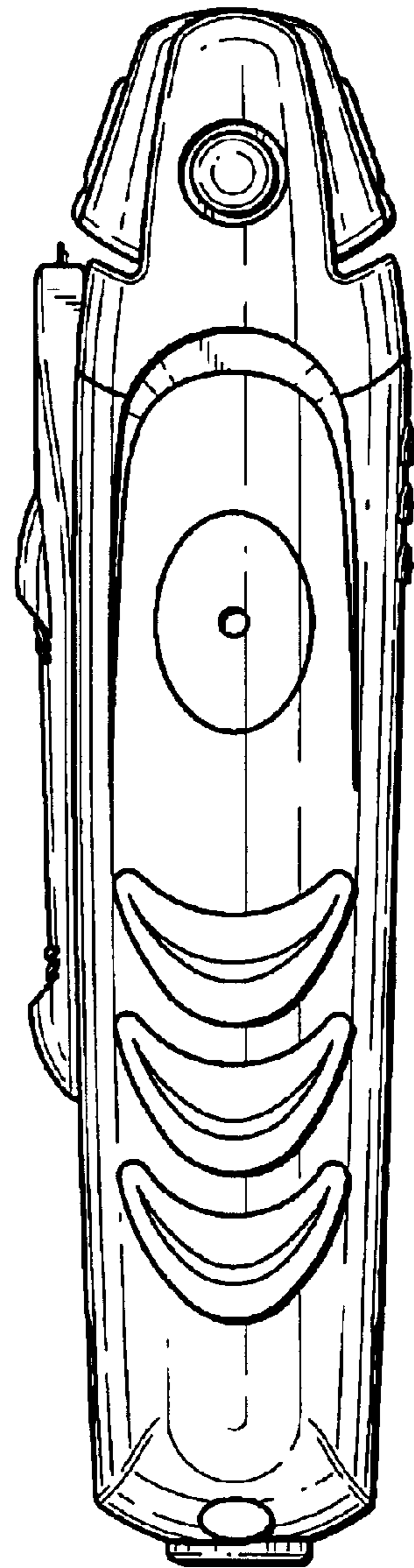


Fig. 3

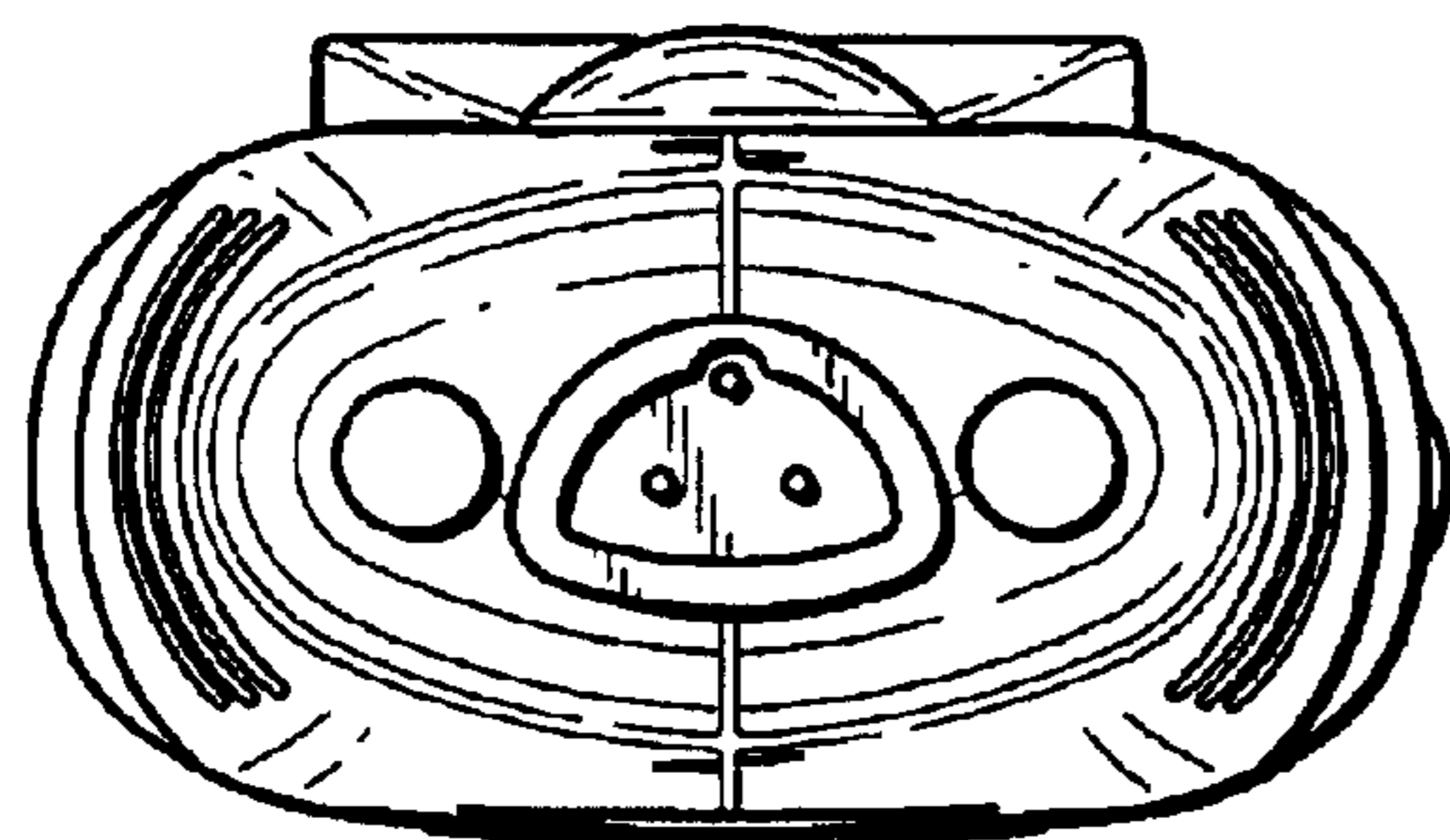


Fig. 4

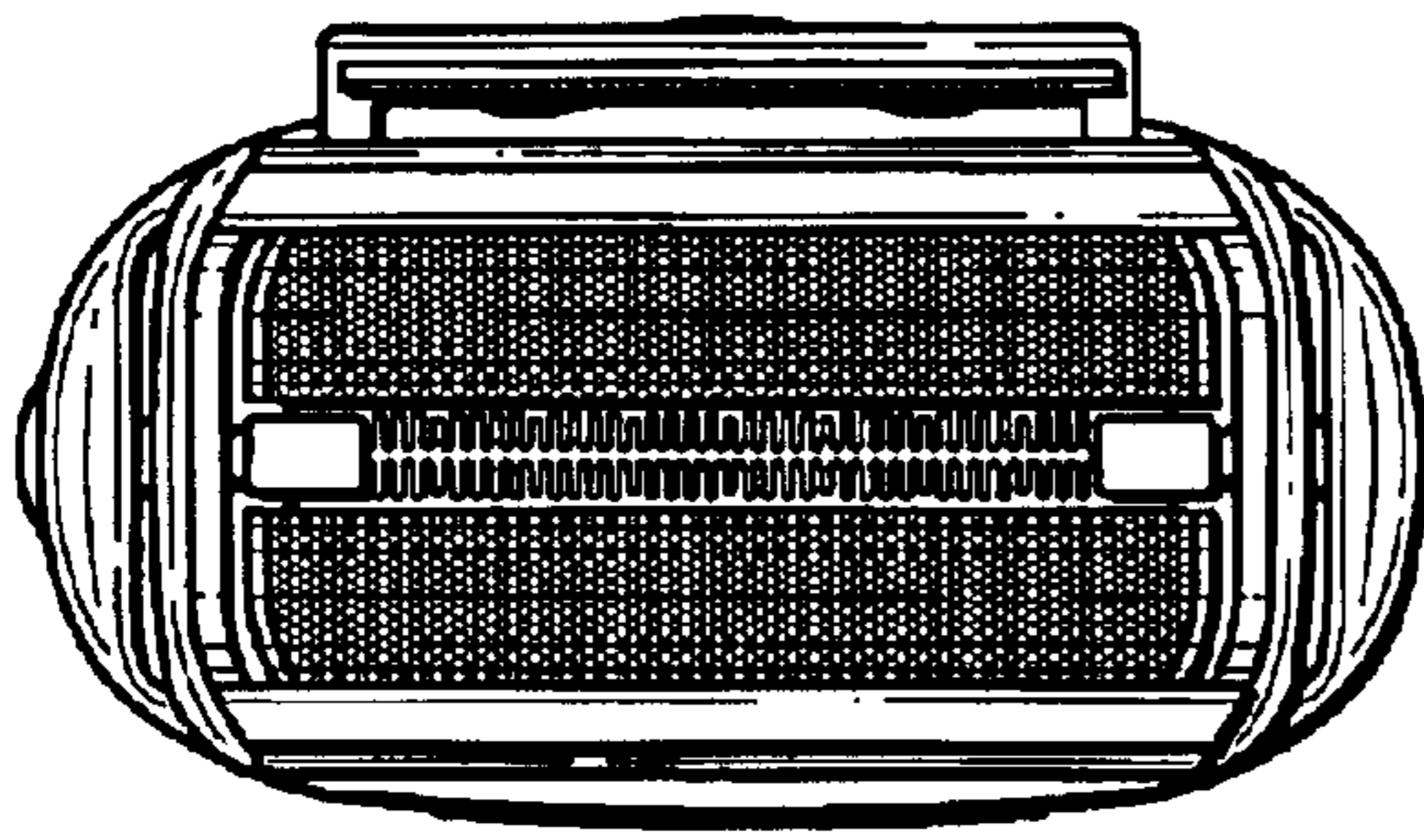


Fig. 5




Fig. 6

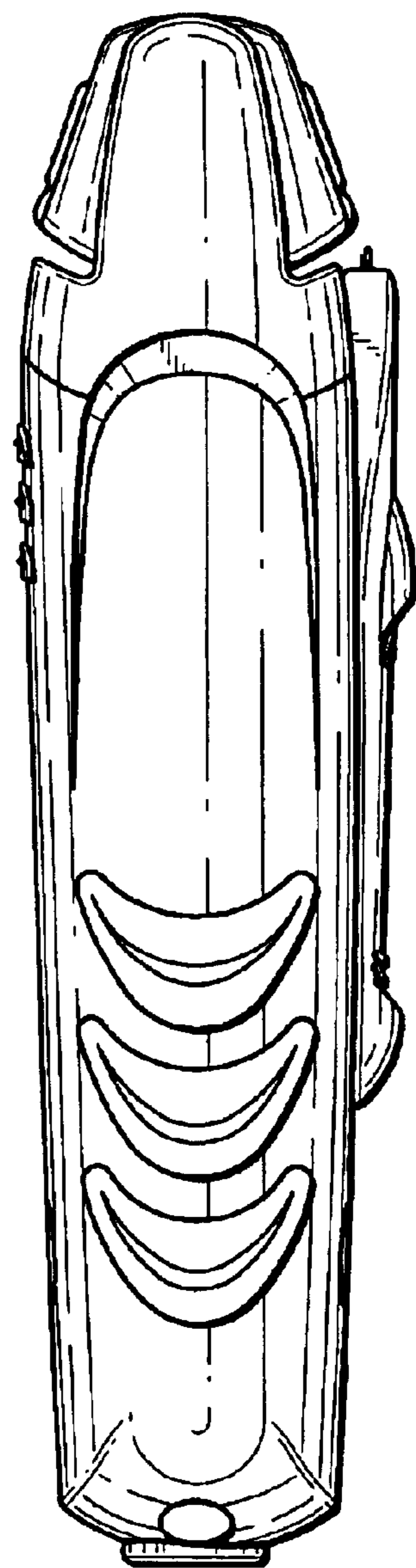


Fig. 7