



US00D489469S

(12) **United States Design Patent**  
**Liou**

(10) **Patent No.:** **US D489,469 S**

(45) **Date of Patent:** **\*\* May 4, 2004**

(54) **ELECTRIC TORCH**

D465,864 S \* 11/2002 Shiu ..... D26/37

(75) Inventor: **Wun-Chun Liou**, Taipei (TW)

\* cited by examiner

(73) Assignee: **Quarton Inc.**, Taipei (TW)

*Primary Examiner*—Marcus A. Jackson

(\*\*) Term: **14 Years**

(74) *Attorney, Agent, or Firm*—Troxell Law Office PLLC

(21) Appl. No.: **29/170,665**

(57) **CLAIM**

(22) Filed: **Nov. 12, 2002**

The ornamental design for “an electric torch”, as shown and described.

(51) **LOC (7) Cl.** ..... **26-02**

**DESCRIPTION**

(52) **U.S. Cl.** ..... **D26/37**

FIG. 1 is a perspective view of “an electric torch” showing my design;

(58) **Field of Search** ..... D26/37–50; 362/157,  
362/158, 171, 172, 173, 183–208

FIG. 2 is a front plan view thereof;

FIG. 3 is a rear plan view thereof;

FIG. 4 is a left side elevational view thereof;

FIG. 5 is a right side elevational view thereof;

FIG. 6 is a top elevational view thereof; and,

FIG. 7 is a bottom elevational view thereof.

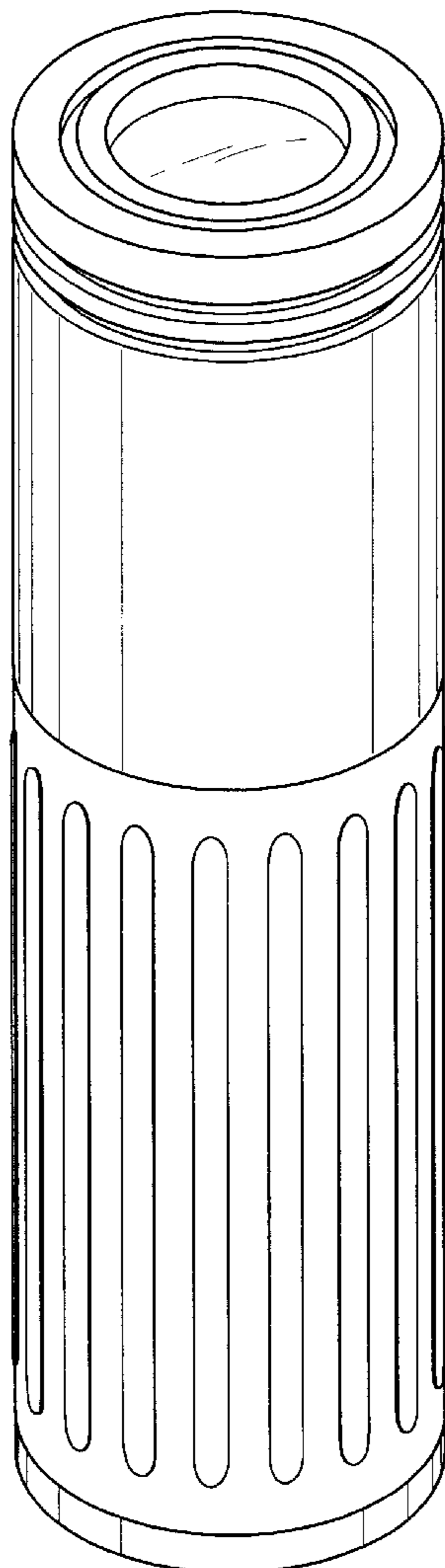
(56) **References Cited**

**U.S. PATENT DOCUMENTS**

D429,831 S \* 8/2000 Ting ..... D26/37

D445,926 S \* 7/2001 Cheong ..... D26/37

**1 Claim, 4 Drawing Sheets**



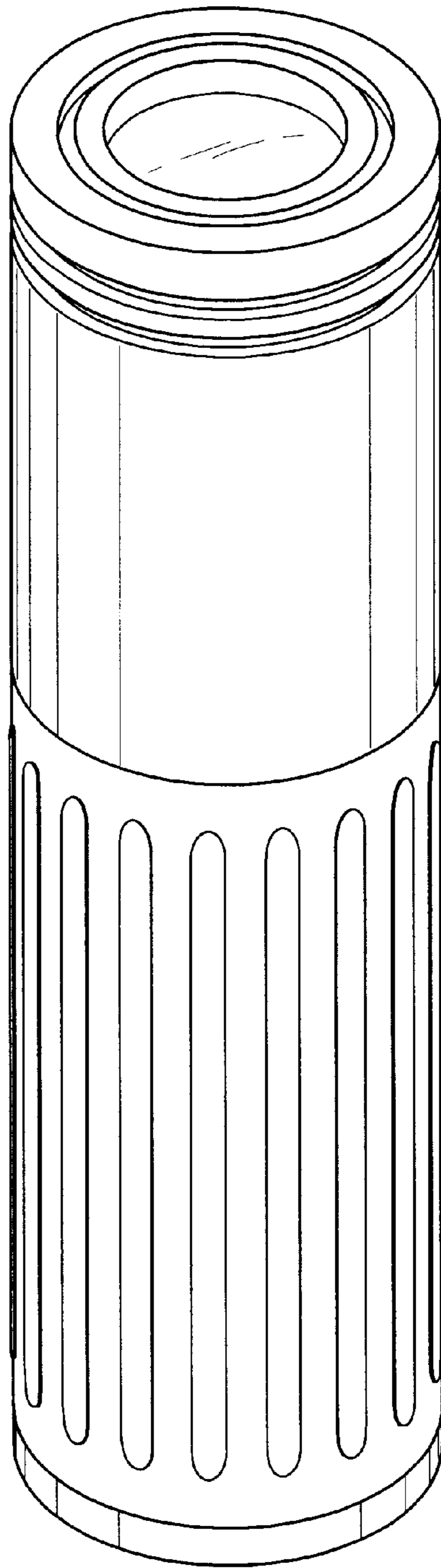


FIG. 1




FIG. 2




FIG. 3

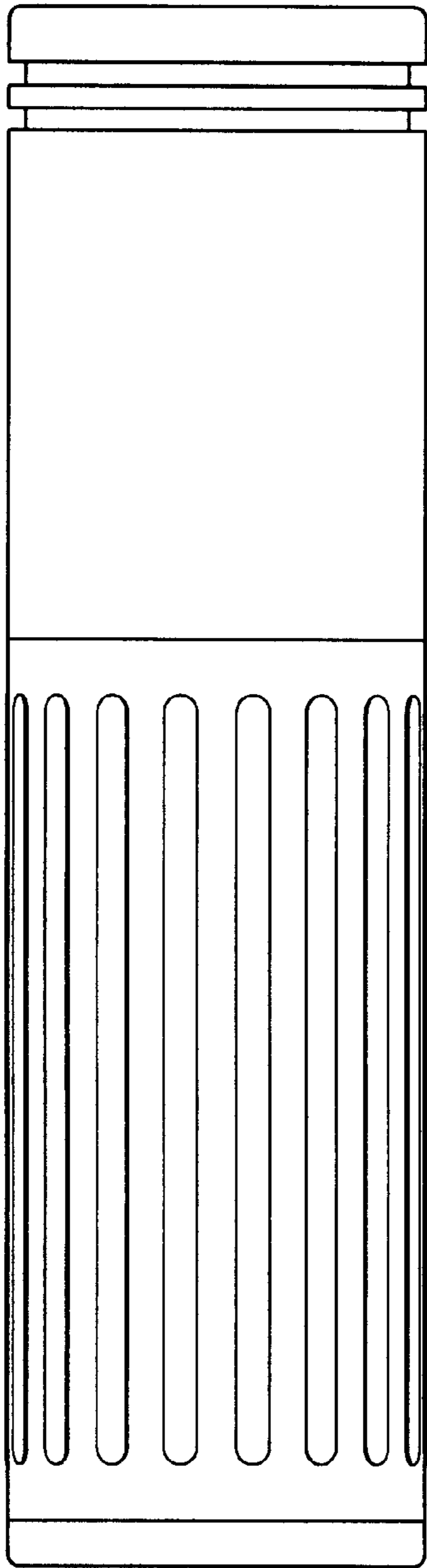


FIG. 4




FIG. 5

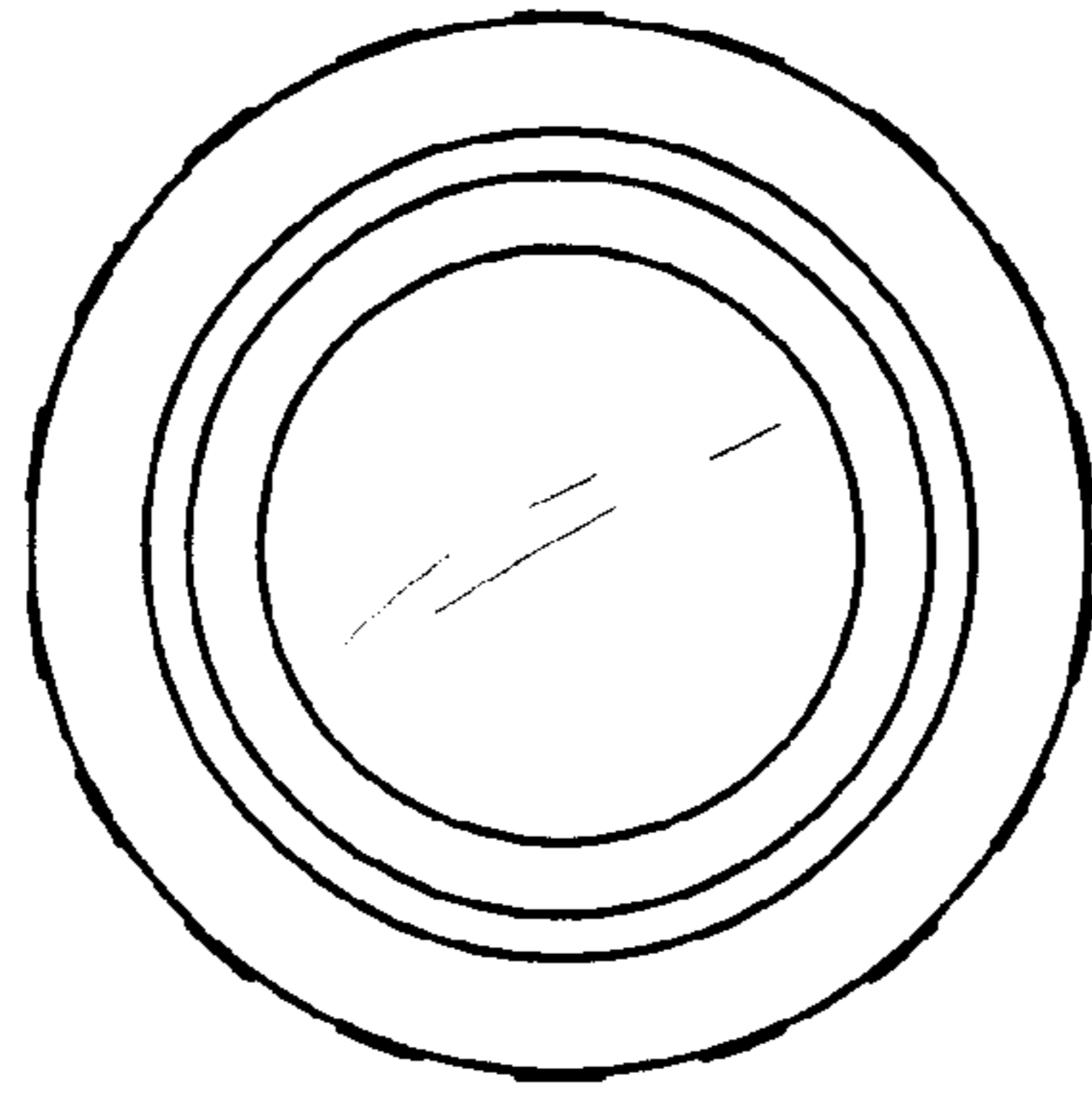


FIG. 6

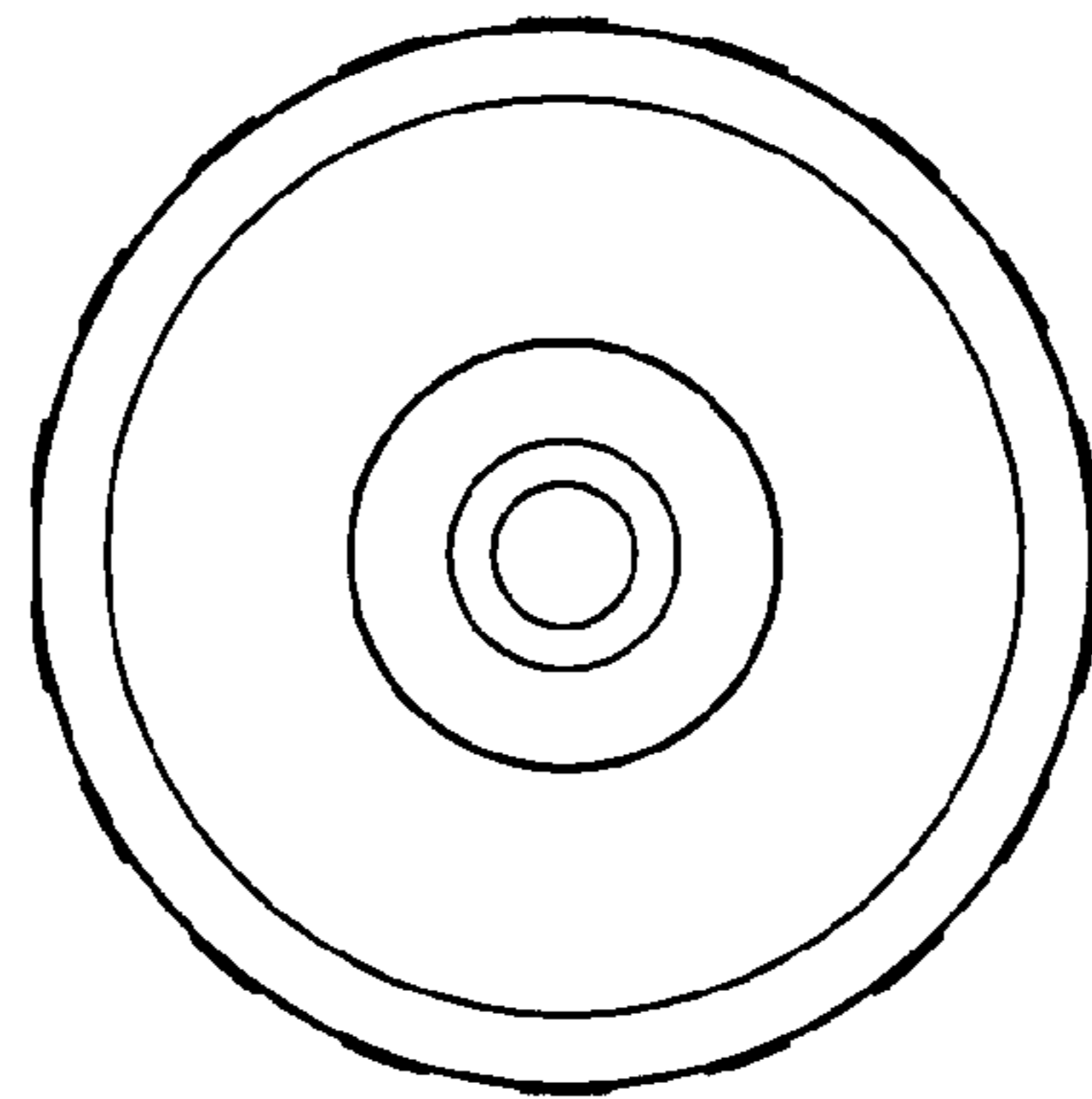


FIG. 7