



US00D489456S

(12) **United States Design Patent**
Groenke et al.

(10) **Patent No.:** **US D489,456 S**

(45) **Date of Patent:** **** May 4, 2004**

(54) **BIOPSY DEVICE HANDLE ASSEMBLY**

(75) Inventors: **Gregory C. Groenke**, Gurnee, IL (US);
John Krueger, Milwaukee, WI (US)

(73) Assignee: **Allegiance Corporation**, McGaw Park,
IL (US)

(**) Term: **14 Years**

(21) Appl. No.: **29/169,555**

(22) Filed: **Oct. 22, 2002**

(51) **LOC (7) Cl.** **24-02**

(52) **U.S. Cl.** **D24/147; D24/133**

(58) **Field of Search** D24/146, 147,
D24/133; 606/167, 170; 600/567, 566

(56) **References Cited**

U.S. PATENT DOCUMENTS

4,262,676 A	4/1981	Jamshidi	128/753
4,266,555 A	5/1981	Jamshidi	128/753
4,314,565 A	2/1982	Lee	128/753
4,469,109 A	9/1984	Mehl	128/753
4,513,754 A	4/1985	Lee	128/753
4,630,616 A	12/1986	Tretinyak	128/753
D289,198 S	4/1987	Karten	D24/24
4,655,226 A	4/1987	Lee	128/754
4,793,363 A	12/1988	Ausherman et al.	128/754
D300,243 S	3/1989	Lee	D24/24
4,838,282 A	6/1989	Strasser et al.	128/754
D303,009 S	8/1989	Strasser et al.	D24/24
4,899,729 A	2/1990	Gill et al.	128/3
5,040,542 A	8/1991	Gray	128/754
5,257,632 A	11/1993	Turkel et al.	128/754
5,282,477 A	2/1994	Bauer	128/754
5,357,974 A	10/1994	Baldrige	128/754
5,522,398 A	6/1996	Goldenberg et al.	128/754
5,697,913 A	12/1997	Sierocuk et al.	604/164
5,752,923 A	5/1998	Terwilliger	600/562
5,758,655 A	6/1998	Como Rodriguez et al.	128/749
5,807,275 A	9/1998	Jamshidi	600/567
D402,029 S	12/1998	Shinabarger	D24/146
5,843,001 A	12/1998	Goldenberg	600/567
5,954,671 A	9/1999	O'Neill	600/567

6,083,176 A	7/2000	Terwilliger	600/562
D430,290 S	8/2000	Cindrich et al.	D24/112
6,110,128 A	8/2000	Andelin et al.	600/566
D439,980 S	4/2001	Reiley et al.	D24/147
6,221,029 B1	4/2001	Mathis et al.	600/564
6,283,925 B1	9/2001	Terwilliger	600/568
D449,691 S	10/2001	Reiley et al.	D24/147
6,302,852 B1	10/2001	Fleming, III et al.	600/567
D450,839 S	11/2001	Junker	D24/130
6,312,394 B1	11/2001	Fleming, III	600/567
6,340,351 B1 *	1/2002	Goldenberg	600/567
6,554,778 B1 *	4/2003	Fleming, III	600/567

FOREIGN PATENT DOCUMENTS

DE	19725891 A1	1/1999	
US	2001/0029387 A1	10/2001	606/184

* cited by examiner

Primary Examiner—Ian Simmons

(74) *Attorney, Agent, or Firm*—Andrew G. Rozycki

(57) **CLAIM**

We claim the ornamental design for the biopsy device handle assembly, as shown and described.

DESCRIPTION

FIG. 1 is an angled side view perspective of the biopsy device handle assembly;

FIG. 2 is a front side view of the biopsy device handle assembly;

FIG. 3 is a back side view of the biopsy device handle assembly;

FIG. 4 is a left side view of the biopsy device handle assembly;

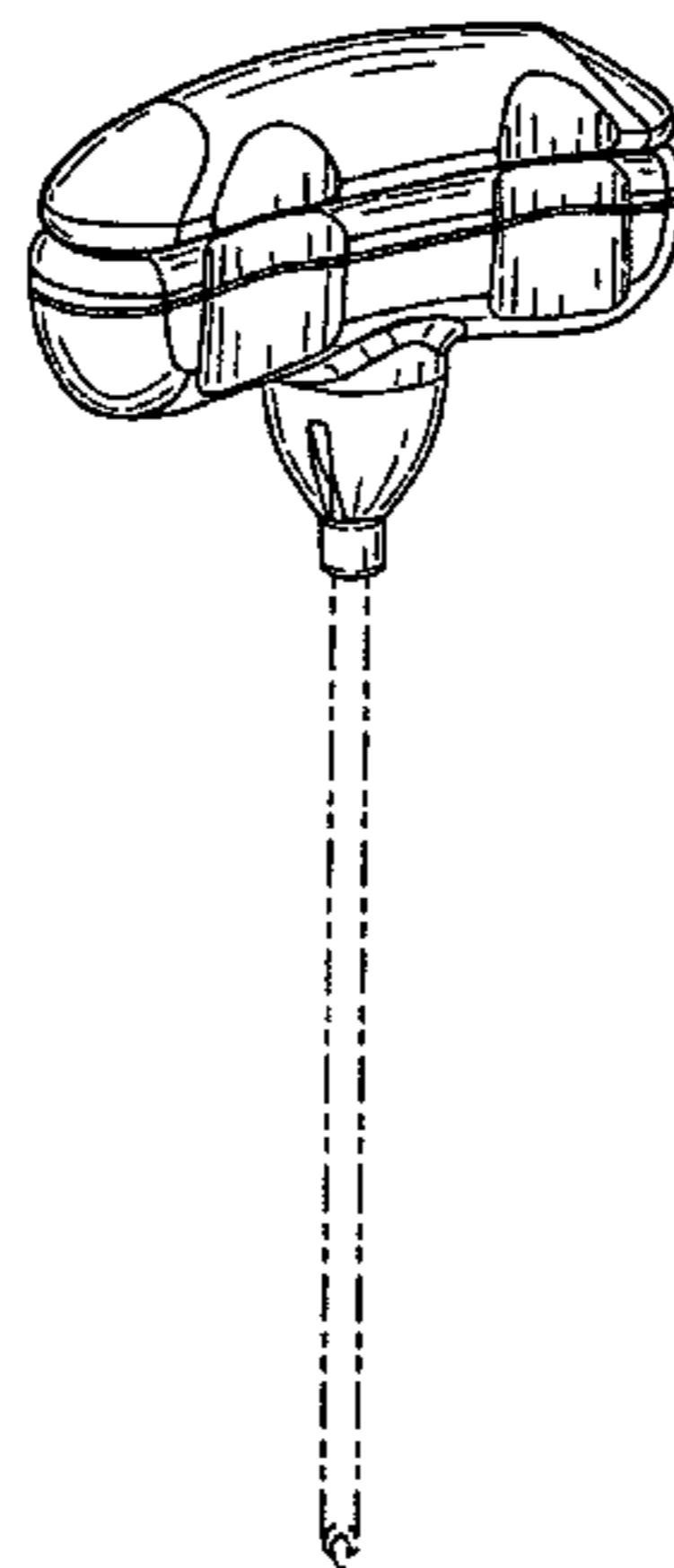
FIG. 5 is a right side view of the biopsy device handle assembly;

FIG. 6 is a top view of the biopsy device handle assembly; and,

FIG. 7 is a bottom view of the biopsy device handle assembly.

The broken line showing in the FIGS. 1 through 5 are for illustrative purposes only and forms no part of the claimed design.

1 Claim, 5 Drawing Sheets



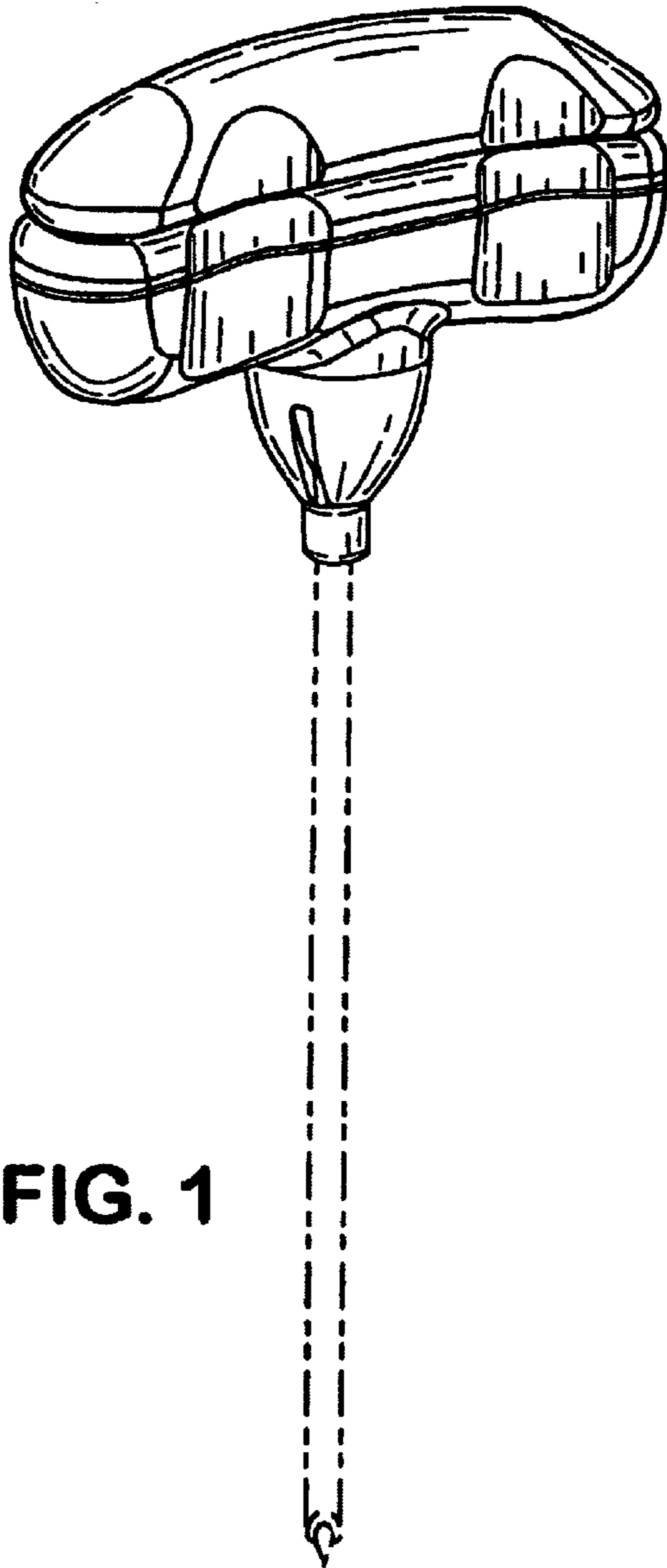


FIG. 1

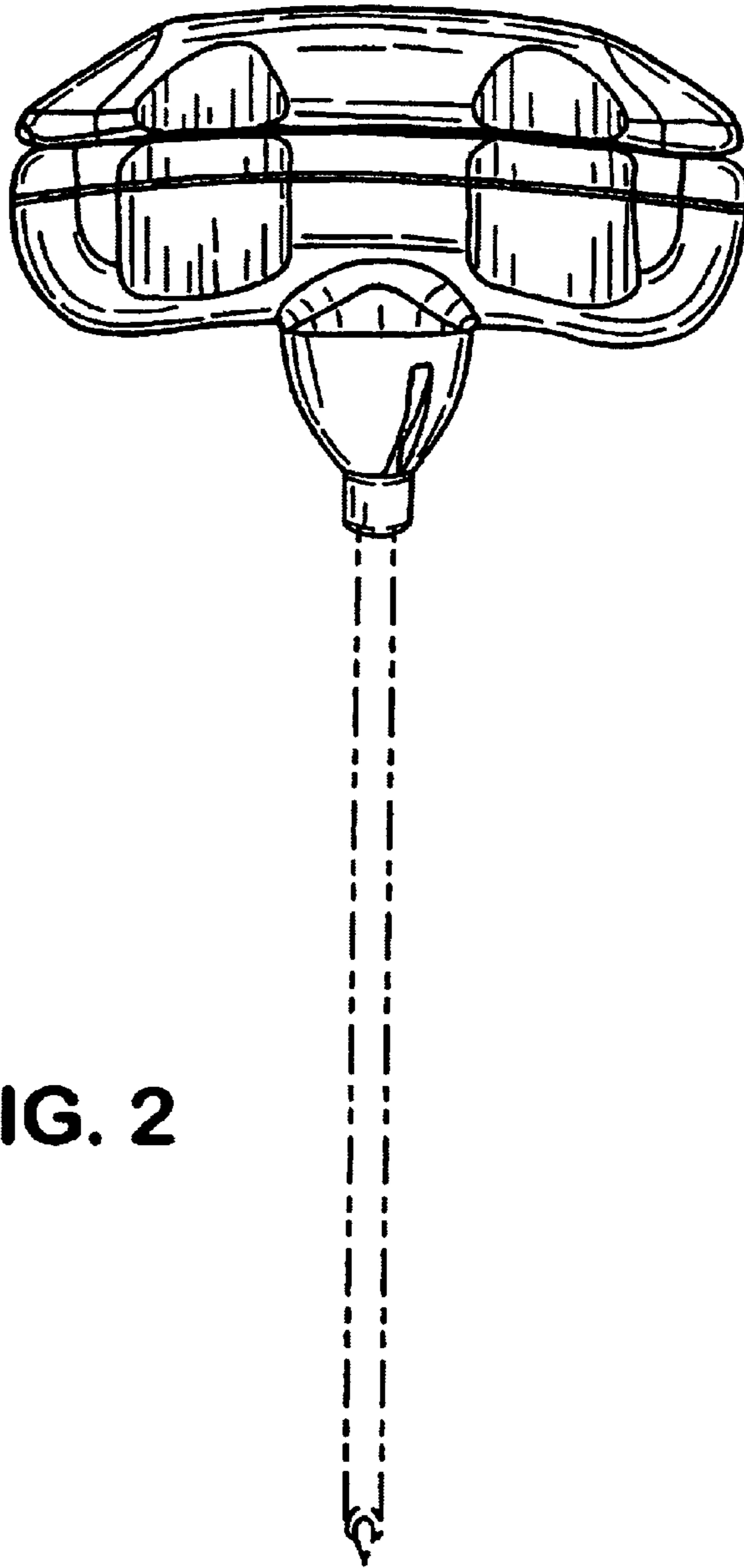


FIG. 2

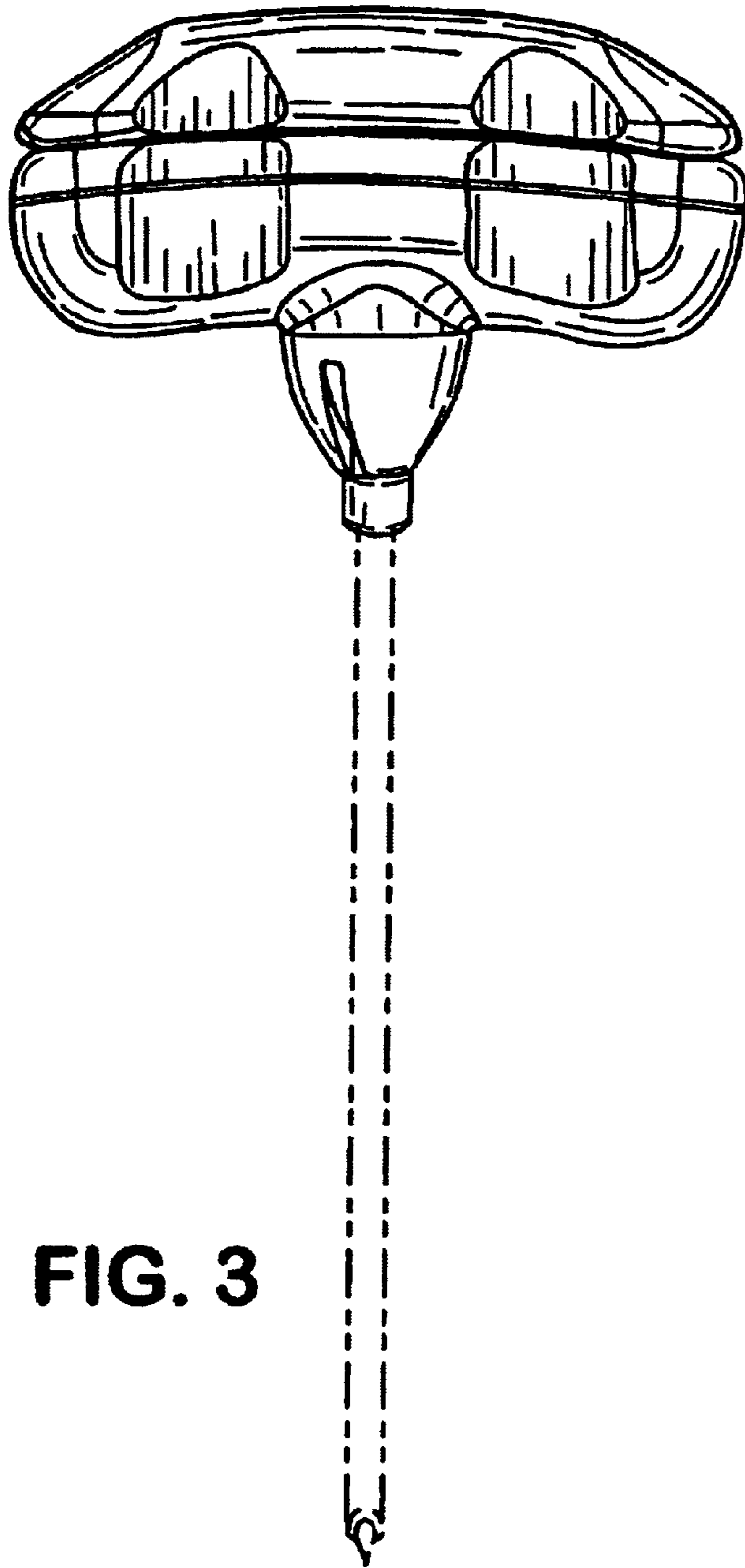


FIG. 3

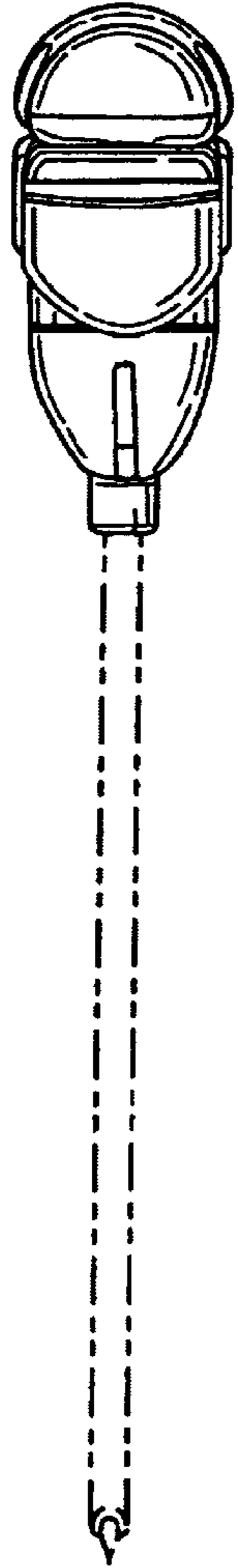


FIG. 4

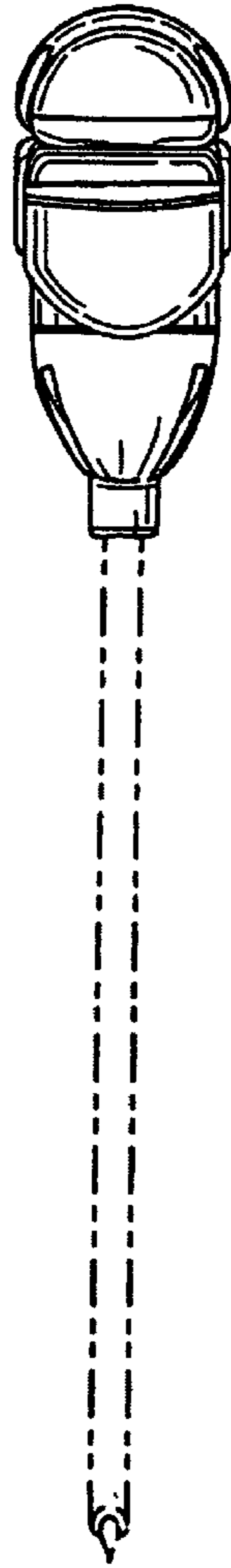


FIG. 5




FIG. 6




FIG. 7