



US00D489454S

(12) **United States Design Patent**
Koseki

(10) **Patent No.:** **US D489,454 S**

(45) **Date of Patent:** **** May 4, 2004**

(54) **CASE FOR COUNTING AND DISPOSING USED SURGICAL NEEDLES**

5,469,689 A 11/1995 Demarest et al.
D376,647 S * 12/1996 Marsh et al. D24/131
2002/0029989 A1 * 3/2002 Anthony et al. 206/366

(75) Inventor: **Tomoaki Koseki**, Chiyoda-ku (JP)

FOREIGN PATENT DOCUMENTS

(73) Assignee: **Koseki Medical K.K.**, Tokyo (JP)

JP	60-25218	7/1985
JP	61-16165	4/1986
JP	2-42025	3/1990
JP	8-243110	9/1996
JP	9-75405	3/1997
JP	2000-D1071098	5/2000
JP	2000-D1080518	7/2000
JP	2001-D1109628	5/2001
JP	2001-224603	8/2001
JP	2002-D1151747	9/2002

(**) Term: **14 Years**

(21) Appl. No.: **29/169,796**

(22) Filed: **Oct. 25, 2002**

(30) **Foreign Application Priority Data**

May 1, 2002 (JP) 2002-011789

(51) **LOC (7) Cl.** **24-02**

(52) **U.S. Cl.** **D24/131**

(58) **Field of Search** D24/131, 130;
D3/203; 206/380, 370, 366, 364, 363, 438,
63.3, 63.5

* cited by examiner

Primary Examiner—Ian Simmons

(57) **CLAIM**

The ornamental design for a case for counting and disposing used surgical needles, as shown and described.

(56) **References Cited**

U.S. PATENT DOCUMENTS

1,644,830 A	10/1927	Henderson	
4,182,448 A	1/1980	Huck et al.	
4,243,140 A	1/1981	Thrun	
4,260,056 A	4/1981	Horvath et al.	
4,318,473 A *	3/1982	Sandel	206/370
4,344,532 A	8/1982	Eldridge, Jr. et al.	
4,415,089 A	11/1983	Ruffa	
4,418,821 A *	12/1983	Sandel	206/370
D273,615 S *	4/1984	Maskrey	D24/131
4,591,048 A	5/1986	Eldridge, Jr.	
4,596,329 A	6/1986	Eldridge, Jr.	
5,316,142 A *	5/1994	Jain	206/370

DESCRIPTION

FIG. 1 is a front elevational view of a case for counting and disposing used surgical needles, showing my new design; FIG. 2 is a rear elevational view thereof; FIG. 3 is a top plan view thereof; FIG. 4 is left side elevational view thereof; FIG. 5 is a cross-sectional view thereof, taken along the line 5—5 of FIG. 1; and, FIG. 6 is a cross-sectional view thereof, taken along the line 6—6 of FIG. 1.

1 Claim, 6 Drawing Sheets

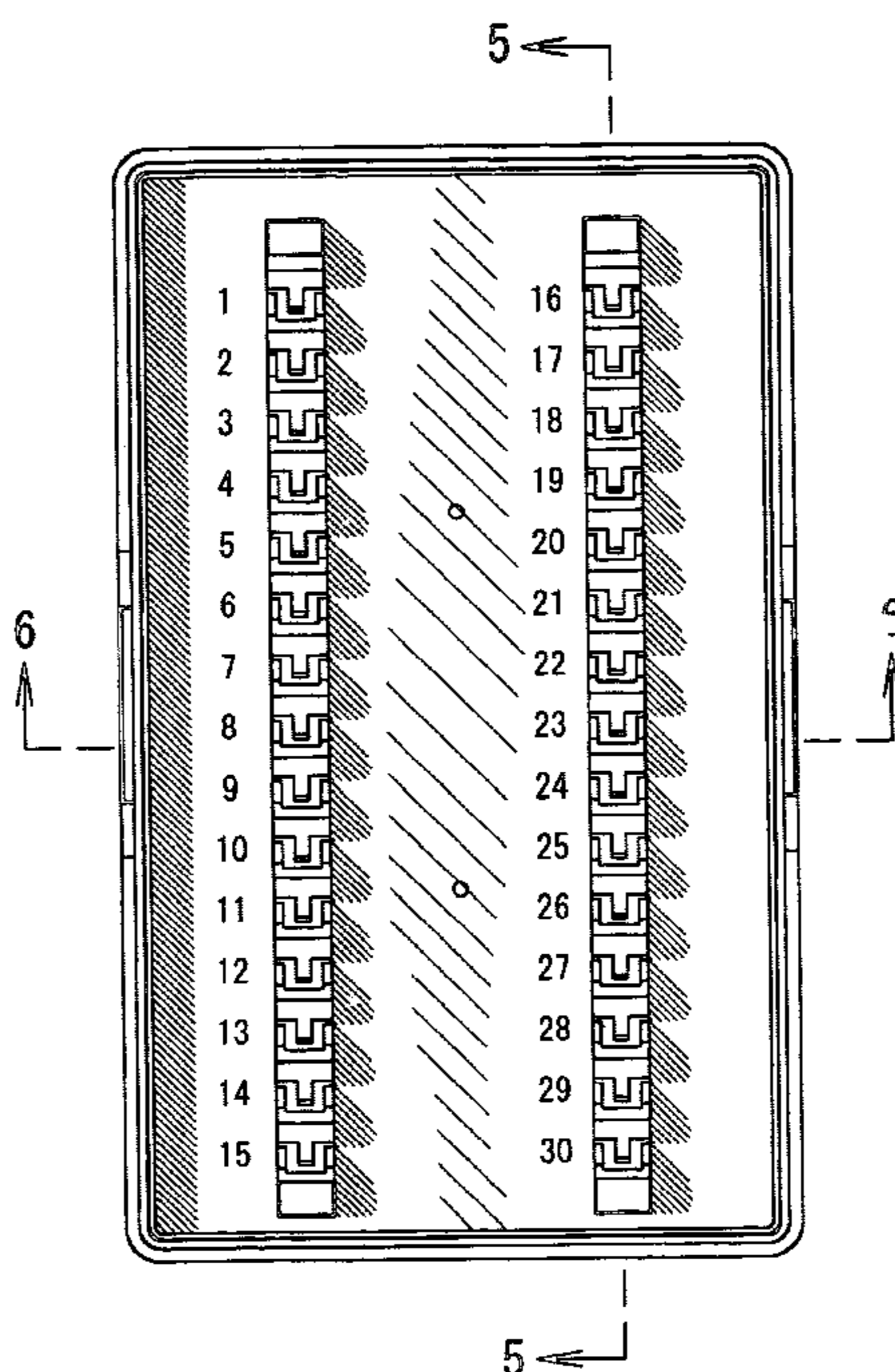


FIG. 1

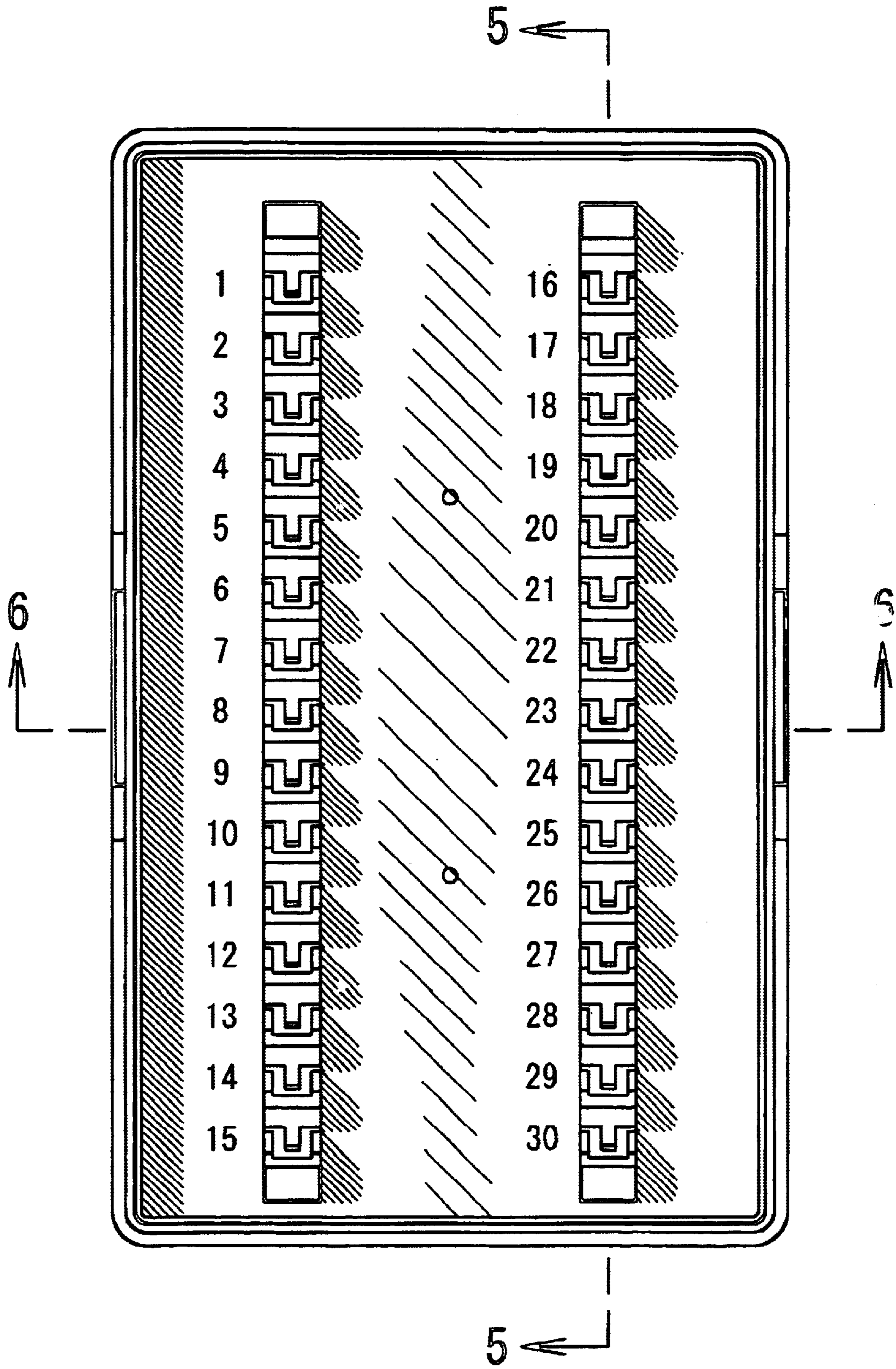


FIG. 2

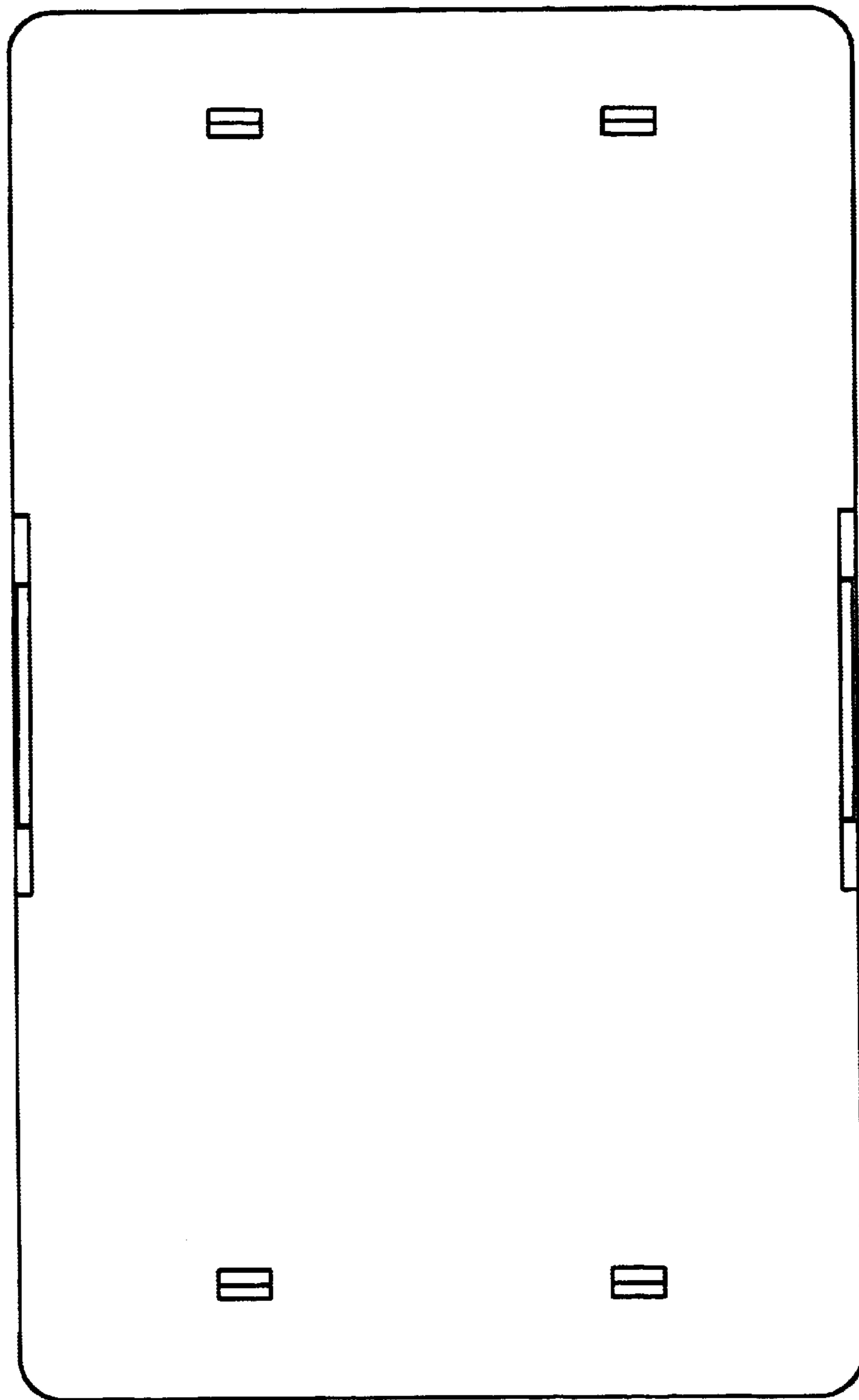


FIG. 3




FIG. 4



FIG. 5




FIG. 6

