



US00D489449S

(12) **United States Design Patent** (10) **Patent No.:** **US D489,449 S**  
**Conlan** (45) **Date of Patent:** **\*\* May 4, 2004**

(54) **FACESHIELD ATTACHMENT**  
(75) Inventor: **Audra A. Conlan**, Gateshead (GB)  
(73) Assignee: **3M Innovative Properties Company**,  
St. Paul, MN (US)  
(\*\*) Term: **14 Years**  
(21) Appl. No.: **29/173,656**  
(22) Filed: **Jan. 3, 2003**  
(30) **Foreign Application Priority Data**  
Jul. 5, 2002 (GB) ..... 3005095  
(51) **LOC (7) Cl.** ..... **29-02**  
(52) **U.S. Cl.** ..... **D24/110.2**  
(58) **Field of Search** ..... D24/110, 110.1,  
D24/110.2, 206, 208; 2/9, 206; 128/857,  
858, 206.21, 207.11; 607/108, 109; D29/108,  
109

(56) **References Cited**

**U.S. PATENT DOCUMENTS**

2,435,653 A 2/1948 Maurer  
2,462,005 A 2/1949 Schauweker  
2,740,400 A 4/1956 Wines  
2,762,368 A 9/1956 Bloomfield  
3,528,415 A 9/1970 Malmin  
D226,373 S 2/1973 Joonase et al.  
3,747,599 A 7/1973 Malmin  
3,971,368 A 7/1976 Forbes et al.  
4,126,131 A 11/1978 Davis et al.  
4,250,577 A 2/1981 Smith  
4,701,965 A 10/1987 Landis  
4,726,074 A 2/1988 Baclit et al.  
4,764,990 A 8/1988 Markert  
4,856,509 A \* 8/1989 Lemelson ..... 128/206.19  
4,872,465 A 10/1989 Kuntz et al.  
4,944,294 A 7/1990 Borek, Jr.  
4,945,574 A 8/1990 Dagher  
4,964,171 A 10/1990 Landis  
5,020,533 A 6/1991 Hubbard et al.  
D319,111 S 8/1991 Sandel et al.  
5,054,479 A 10/1991 Yelland et al.

5,138,714 A 8/1992 Smith  
5,150,703 A 9/1992 Hubbard et al.  
D331,988 S 12/1992 Markert  
5,247,706 A 9/1993 Mark  
5,261,398 A 11/1993 Sobolik  
5,297,298 A 3/1994 Salatka et al.  
5,303,423 A 4/1994 Gazzara et al.  
D355,715 S \* 2/1995 Hubbard et al. .... D24/110.2  
5,406,944 A 4/1995 Gazzara  
5,446,925 A 9/1995 Baker et al.  
D366,697 S \* 1/1996 Drummond ..... D24/110.2  
5,630,412 A 5/1997 Dubruille et al.  
5,666,671 A 9/1997 Daneshvar  
5,682,879 A 11/1997 Bowers  
5,704,073 A 1/1998 Sword et al.  
5,704,349 A 1/1998 Hubbard et al.  
D392,742 S \* 3/1998 Clark, Sr. .... D24/206  
5,765,556 A \* 6/1998 Brunson ..... 128/206.19

**FOREIGN PATENT DOCUMENTS**

EP 625344 A2 11/1994  
EP 650712 B1 12/1998  
EP 1086720 A2 3/2001  
WO WO 89/10106 11/1989  
WO WO 95/20995 8/1995  
WO WO 96/34658 11/1996

\* cited by examiner

*Primary Examiner*—Stella Reid  
(74) *Attorney, Agent, or Firm*—Karl G. Hanson

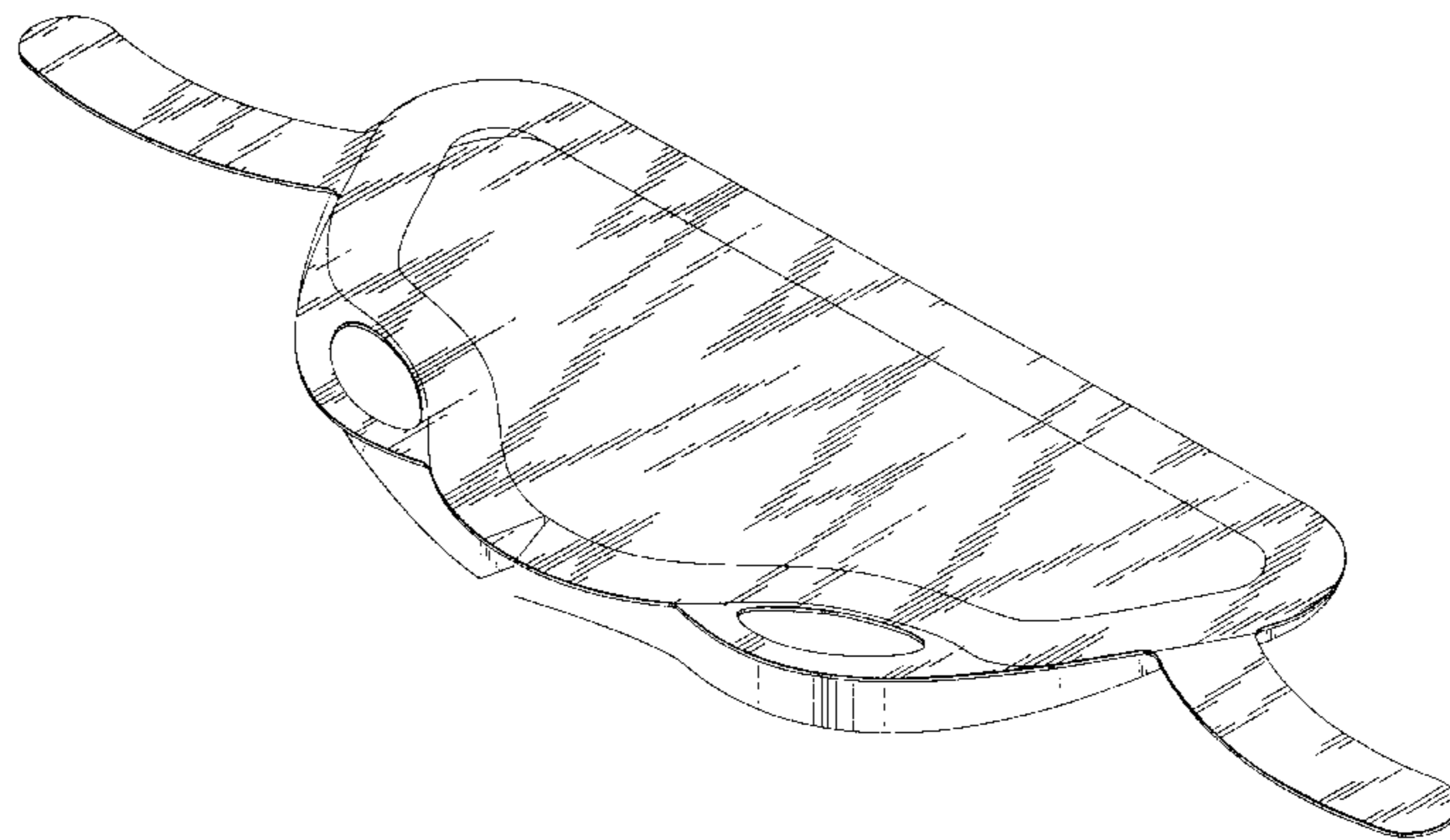
(57) **CLAIM**

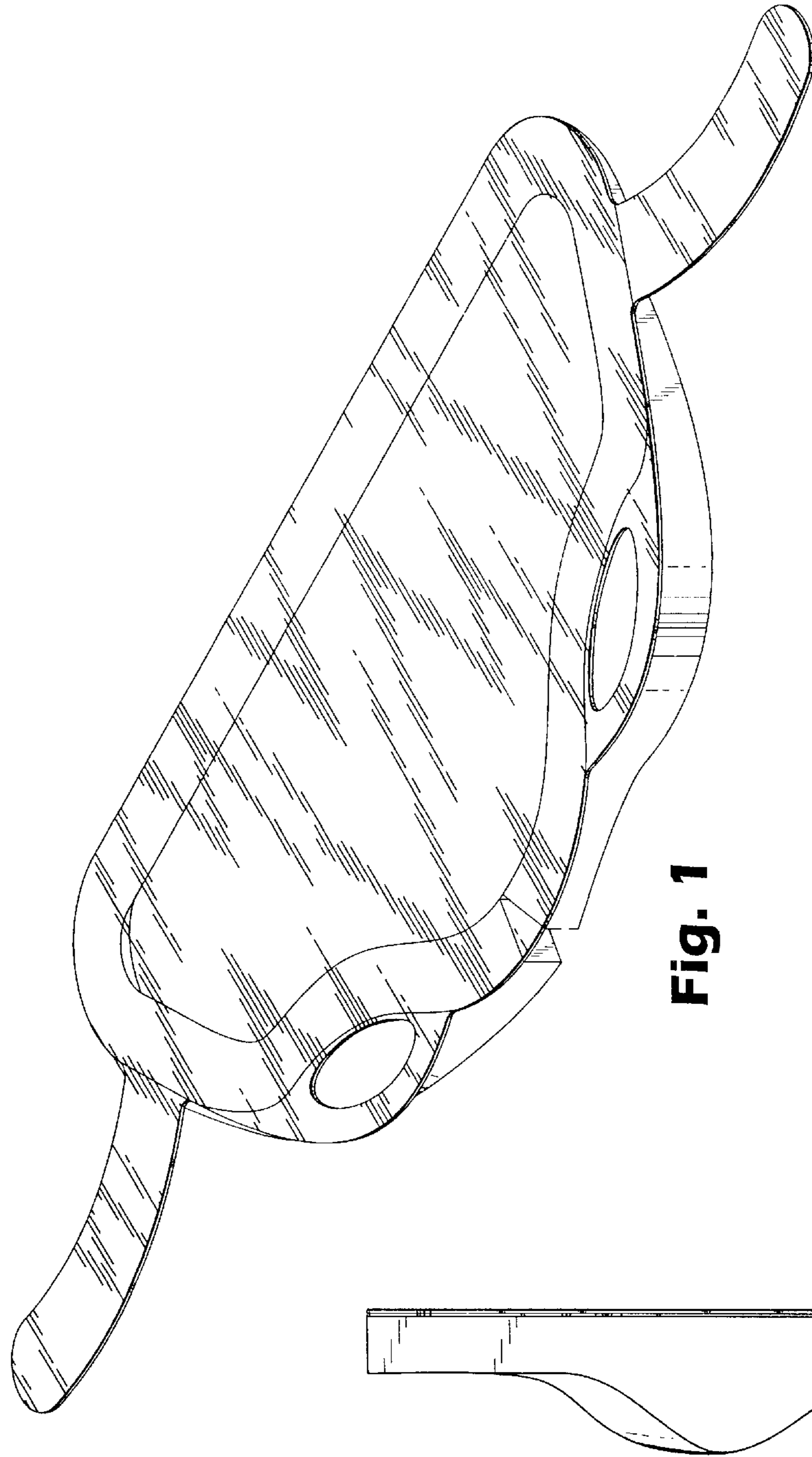
The ornamental design for a faceshield attachment, as shown and described.

**DESCRIPTION**

FIG. 1 is a perspective view, showing the new design for a faceshield attachment;  
FIG. 2 is a left side view thereof, the right side being a mirror image;  
FIG. 3 is a top view thereof;  
FIG. 4 is a front view thereof;  
FIG. 5 is a bottom view thereof; and,  
FIG. 6 is an inverted rear view thereof.

**1 Claim, 3 Drawing Sheets**



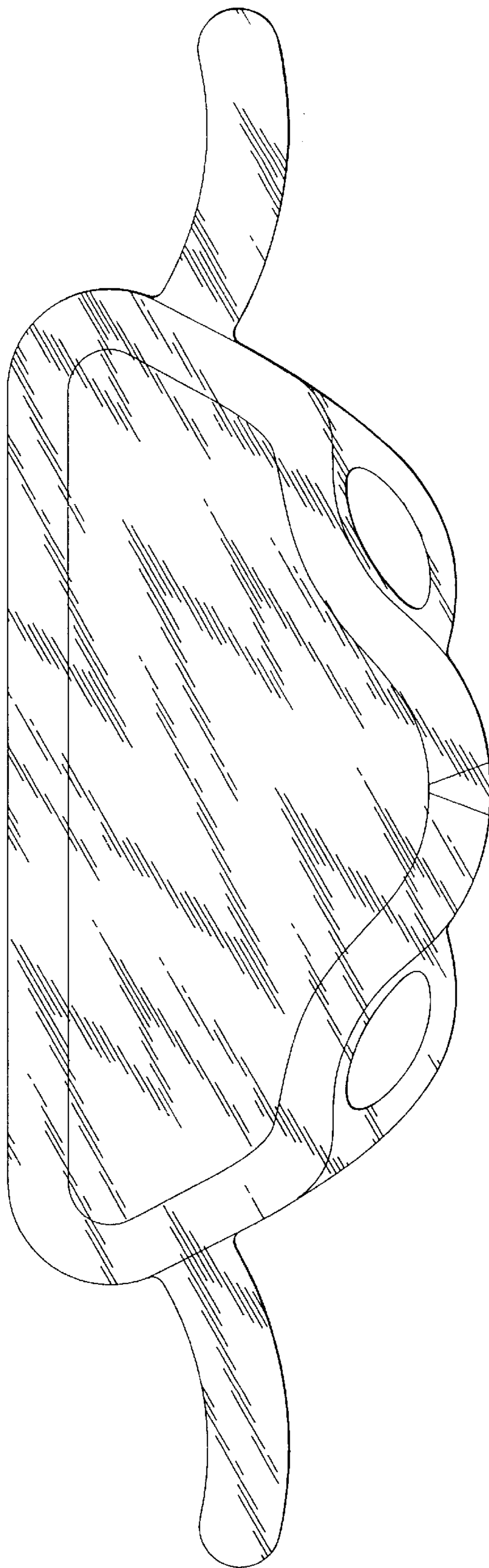


**Fig. 1**

**Fig. 2**

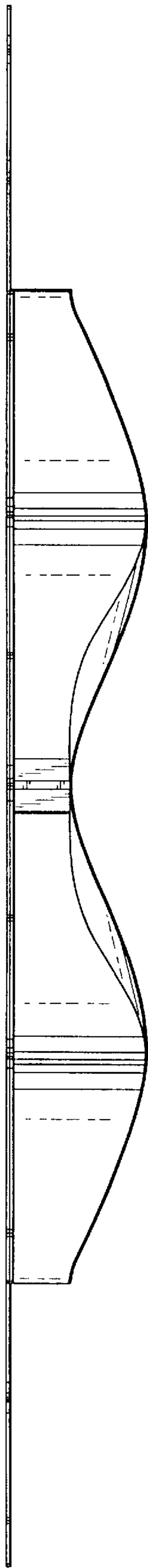


**Fig. 3**

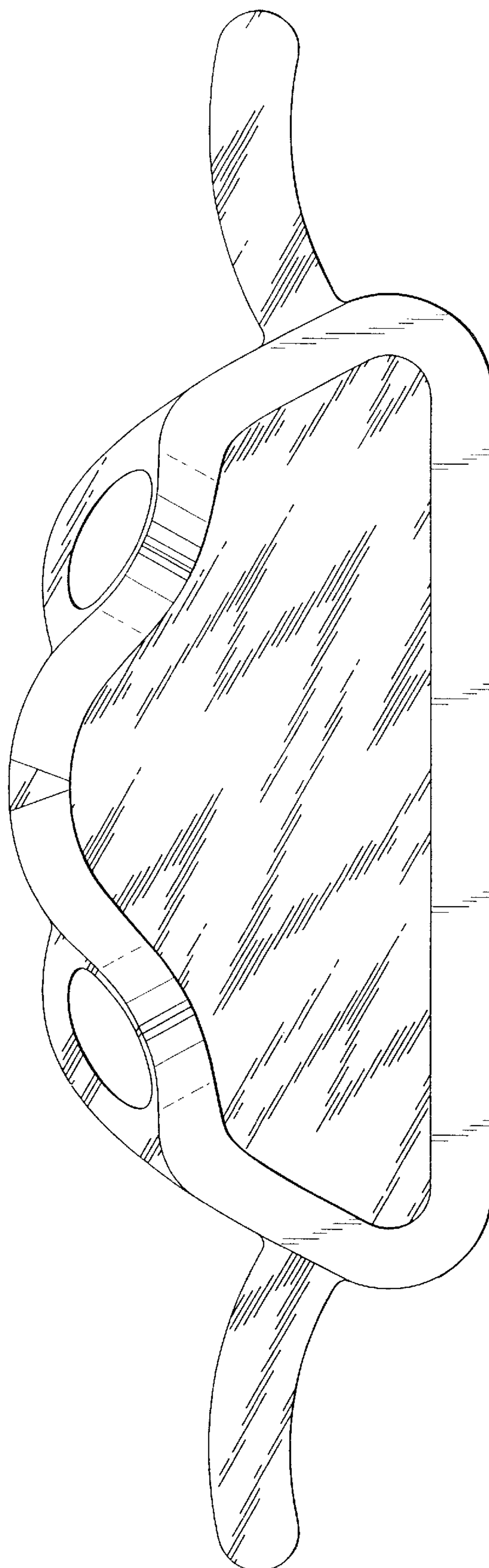


**Fig. 4**





**Fig. 5**



**Fig. 6**