



US00D489431S

(12) **United States Design Patent** (10) **Patent No.:** **US D489,431 S**
Antunez (45) **Date of Patent:** **** May 4, 2004**

(54) **TOILET TANK FLOAT**

(76) Inventor: **Bruce A. Antunez**, 1143 Indian Springs, Glendora, CA (US) 91740

(**) Term: **14 Years**

(21) Appl. No.: **29/171,702**

(22) Filed: **Nov. 26, 2002**

(51) **LOC (7) Cl.** **23-01**

(52) **U.S. Cl.** **D23/236**

(58) **Field of Search** D23/236, 249, D23/258; 4/403-405, 391, 395-396, 406-407

(56) **References Cited**

U.S. PATENT DOCUMENTS

1,247,643	A	*	11/1917	Clifford	4/391
D108,705	S	*	3/1938	Rosenthal	D23/258
2,693,601	A	*	11/1954	Smith	4/391
3,086,218	A	*	4/1963	Gross	4/404
3,331,094	A	*	7/1967	Wustner	4/403

D248,404	S	*	7/1978	Henry	D23/236
4,656,677	A	*	4/1987	Miskiewicz	4/395
D294,285	S	*	2/1988	Miskiewicz	D23/236
4,945,578	A	*	8/1990	Jomha et al.	4/391
5,228,146	A	*	7/1993	Martell	4/406
5,329,647	A	*	7/1994	Condon	4/378

* cited by examiner

Primary Examiner—Nelson C. Holtje
(74) *Attorney, Agent, or Firm*—Donald D. Mon

(57) **CLAIM**

The design for a toilet tank float , as shown in the drawings.

DESCRIPTION

FIG. 1 is a perspective view of a toilet tank float according to the invention;
FIG. 2 is a top view of FIG. 3;
FIG. 3 is a side elevation of the float of FIG. 1; and,
FIG. 4 is a bottom view of FIG. 2.

1 Claim, 1 Drawing Sheet

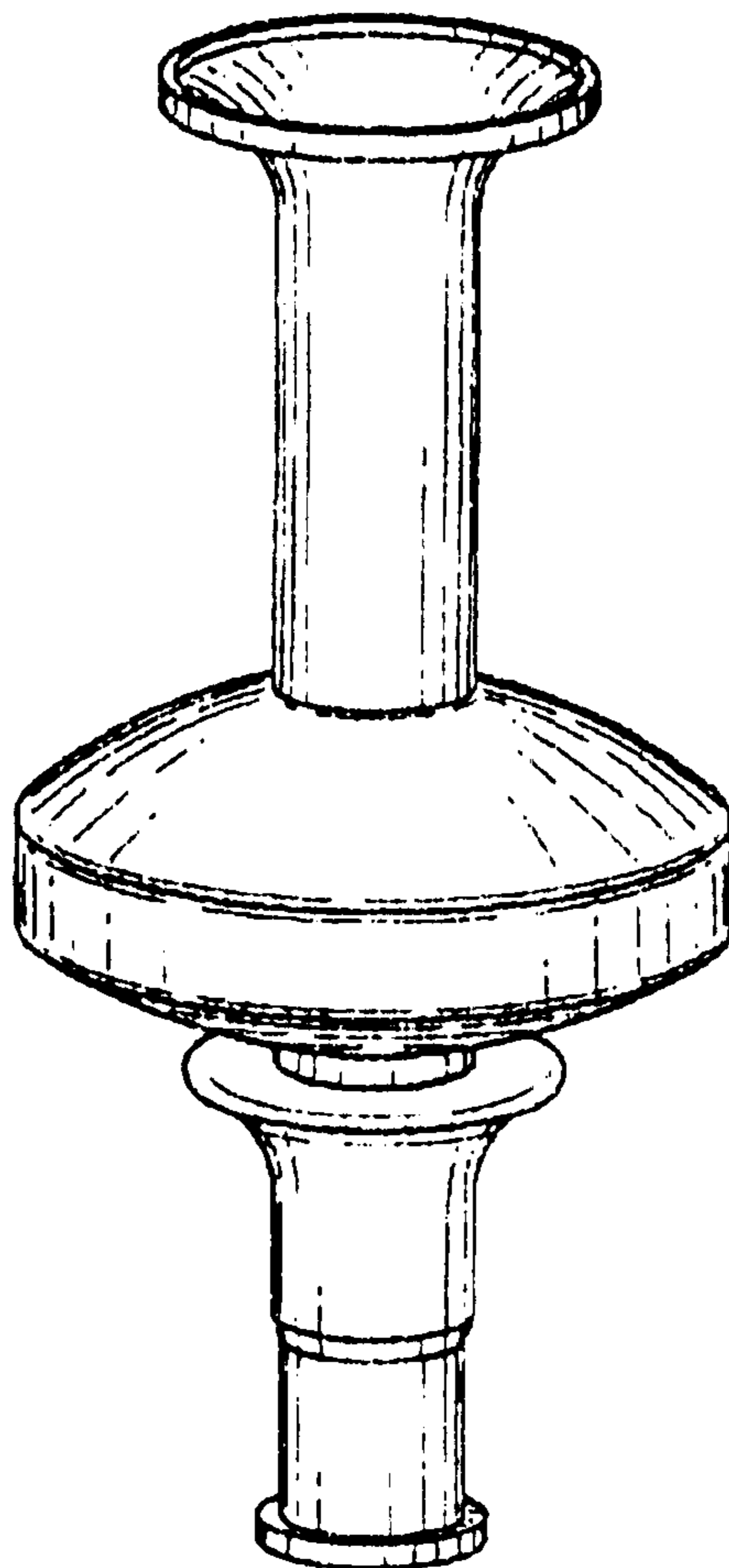


FIG. 1

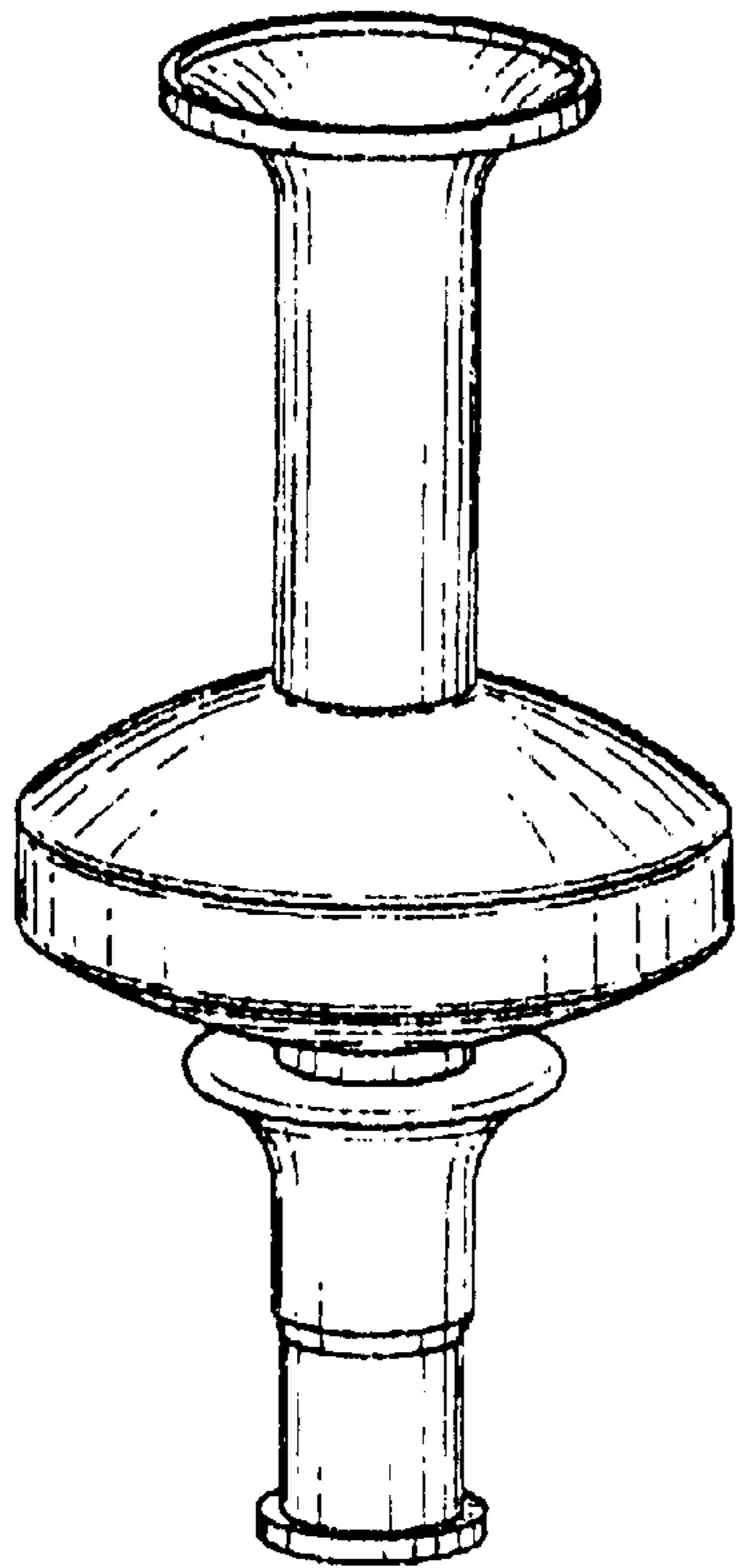


FIG. 2

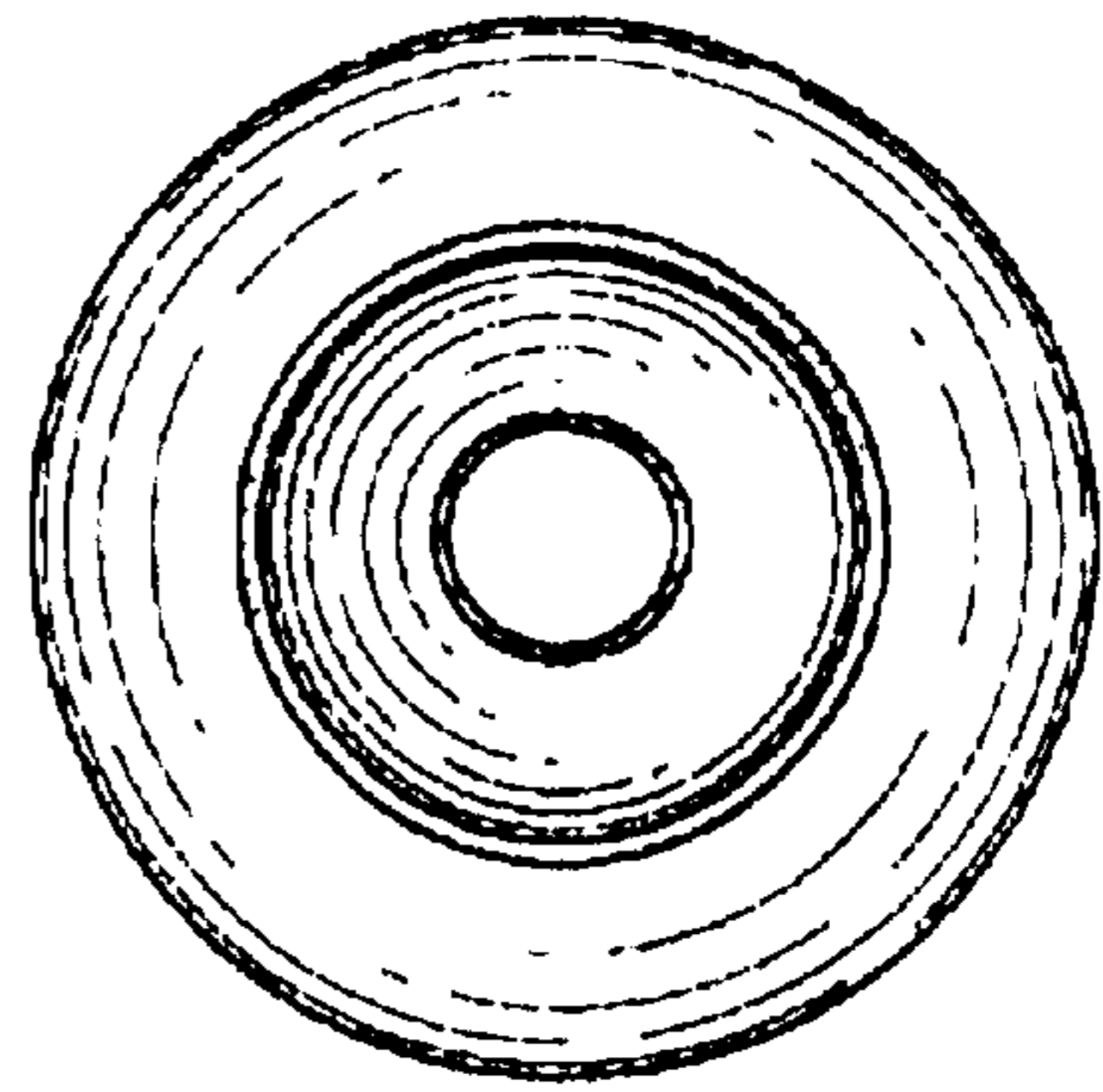


FIG. 3

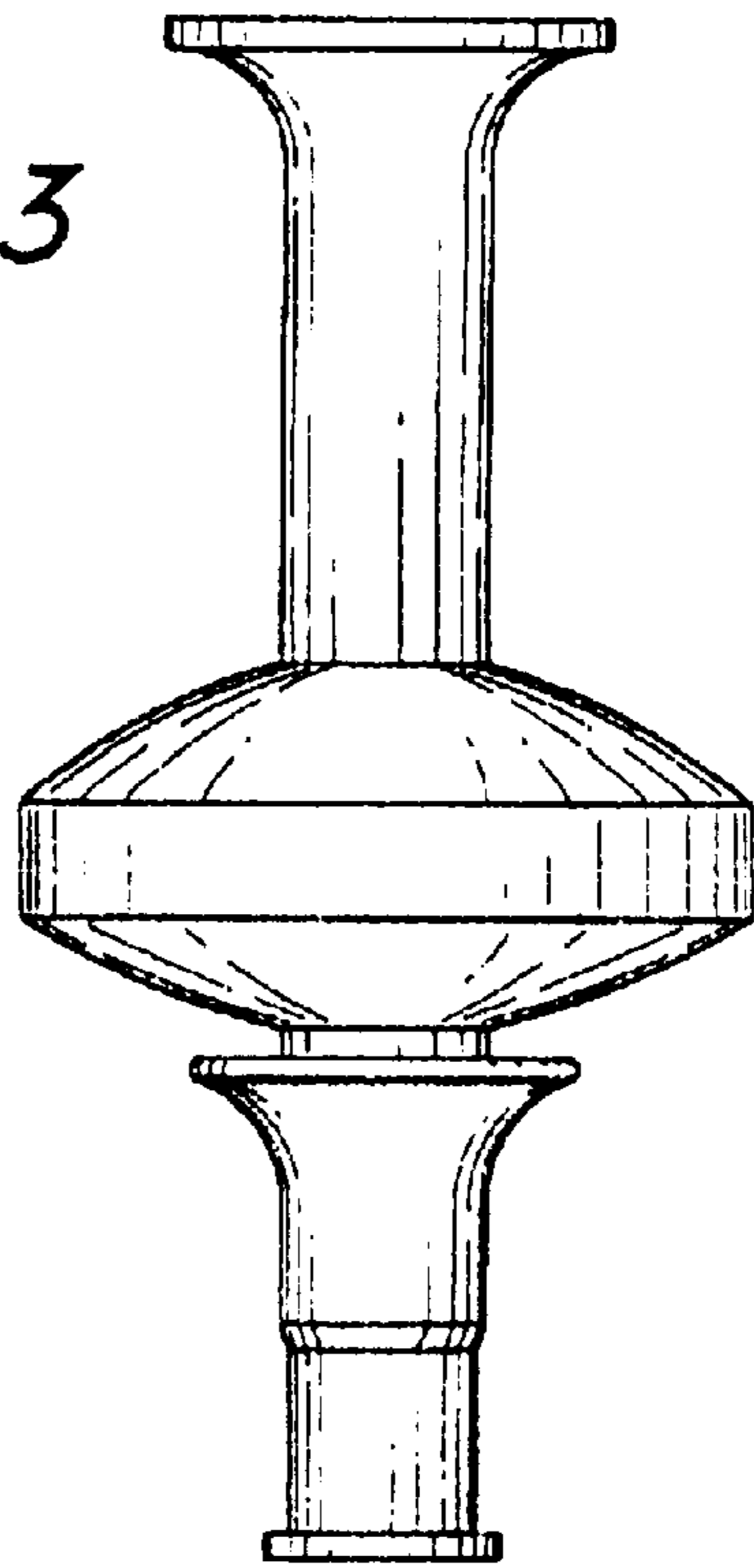


FIG. 4

