



US00D489422S

(12) **United States Design Patent**  
**Feder**

(10) **Patent No.:** **US D489,422 S**

(45) **Date of Patent:** **\*\* May 4, 2004**

(54) **EXERCISE STRAP**

(76) **Inventor:** **Irving Feder**, 331 Poinciana Island Dr.,  
Sunny Isles Beach, FL (US) 33160

(\*\*) **Term:** **14 Years**

(21) **Appl. No.:** **29/171,028**

(22) **Filed:** **Nov. 15, 2002**

(51) **LOC (7) Cl.** ..... **21-02**

(52) **U.S. Cl.** ..... **D21/662; D21/694**

(58) **Field of Search** ..... D21/662, 684,  
D21/692, 694; 482/91, 92, 121, 122, 123,  
124, 125, 126

(56) **References Cited**

**U.S. PATENT DOCUMENTS**

- 4,909,505 A \* 3/1990 Tee ..... 482/129
- 5,558,609 A \* 9/1996 Olschansky et al. .... 482/122
- D383,810 S \* 9/1997 Wilkinson ..... D21/662
- D406,287 S \* 3/1999 Carver ..... D21/662

- D437,623 S \* 2/2001 Ormsby ..... D21/662
- D439,942 S \* 4/2001 Ray ..... D21/694
- 6,450,929 B1 \* 9/2002 Markham ..... 482/121

\* cited by examiner

*Primary Examiner*—Philip S. Hyder  
(74) *Attorney, Agent, or Firm*—Laurence A. Greenberg;  
Werner H. Stemer; Ralph E. Locher

(57) **CLAIM**

The ornamental design for an exercise strap, as shown and described.

**DESCRIPTION**

FIG. 1 is a front, perspective view of an exercise strap with an attachment strap shown from a bottom view;  
FIG. 2 is a front, perspective view thereof with the attachment strap shown in a side view; and,  
FIG. 3 is a rear, perspective view thereof with the attachment strap shown in a front view.

**1 Claim, 3 Drawing Sheets**

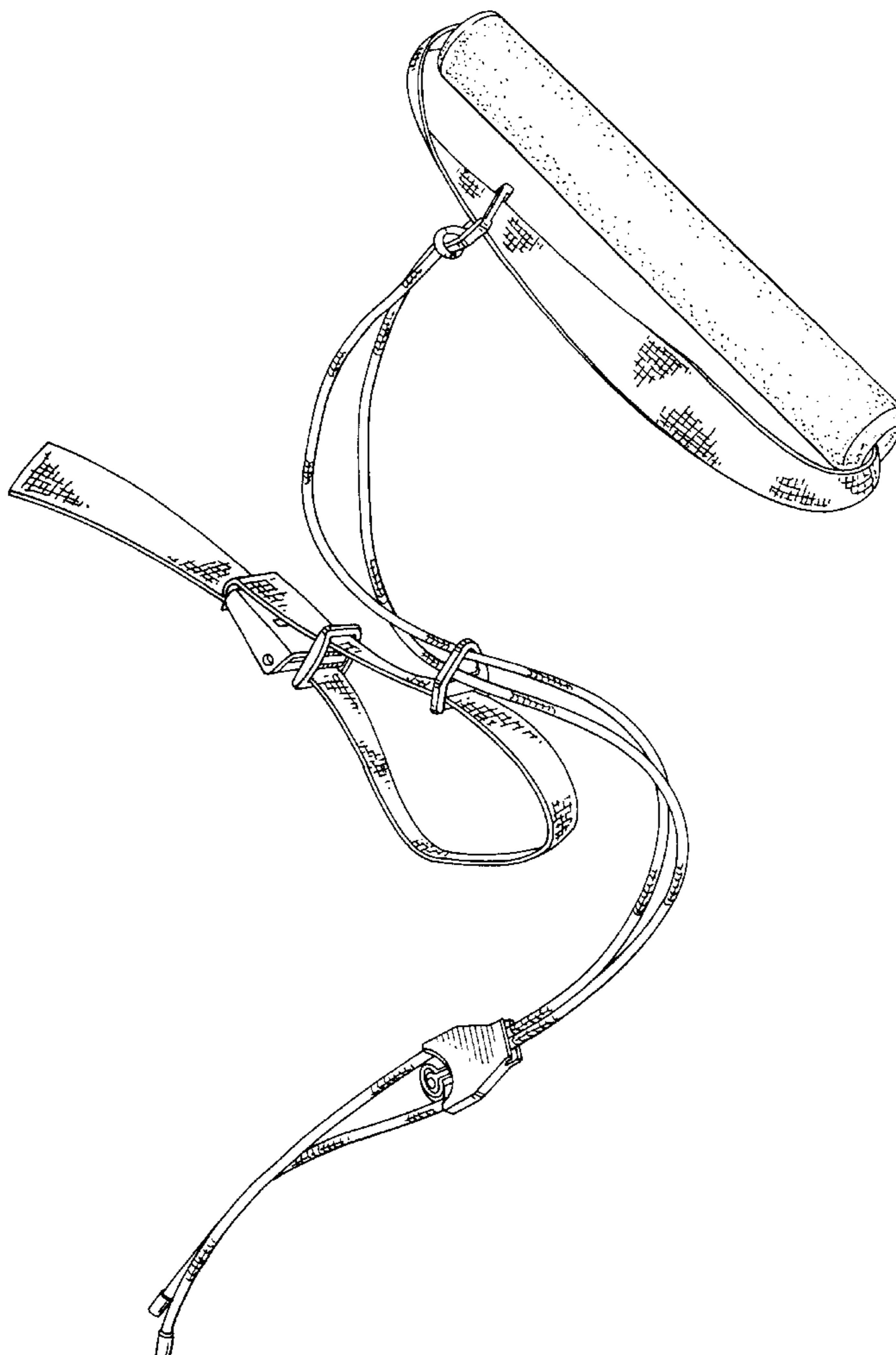
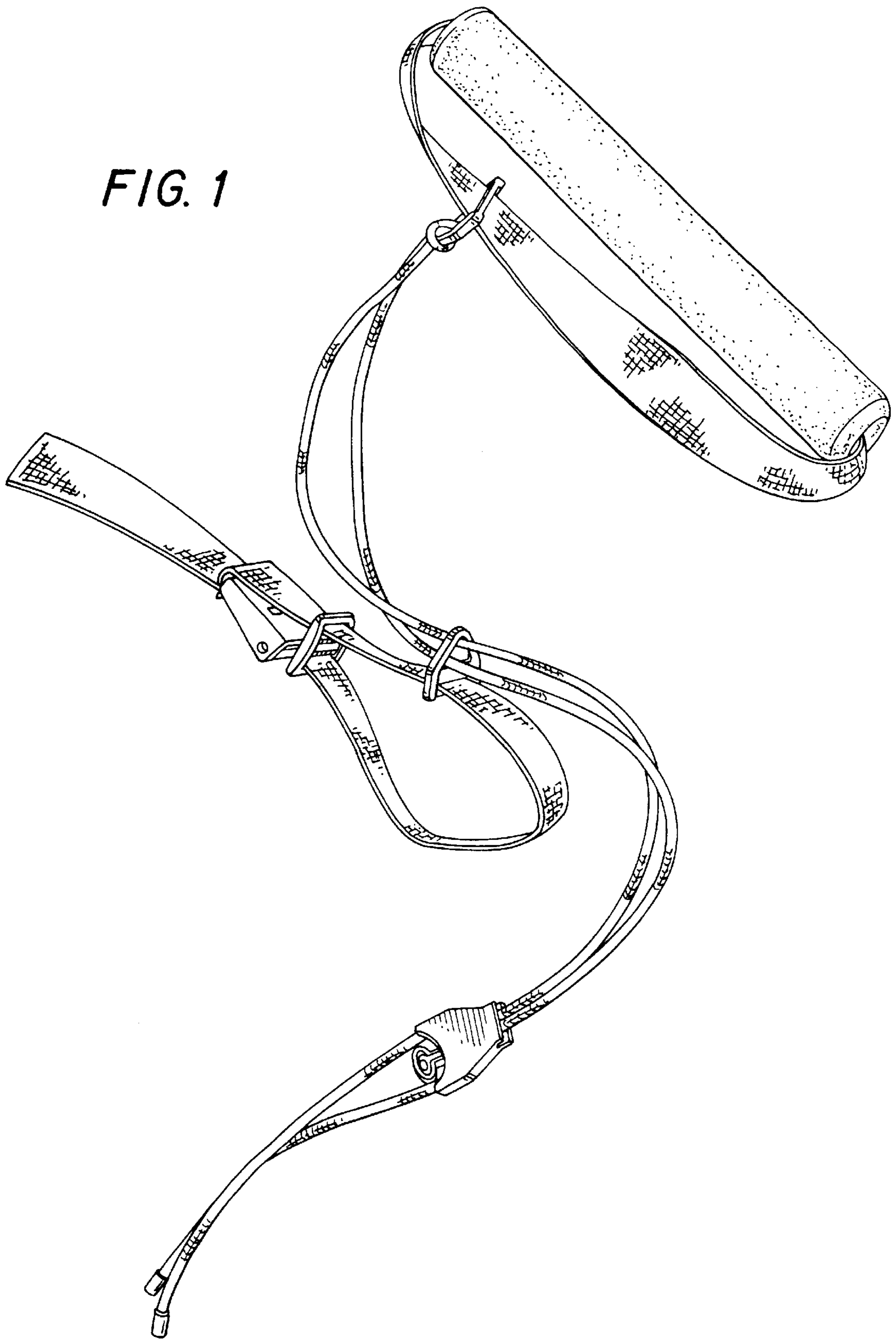
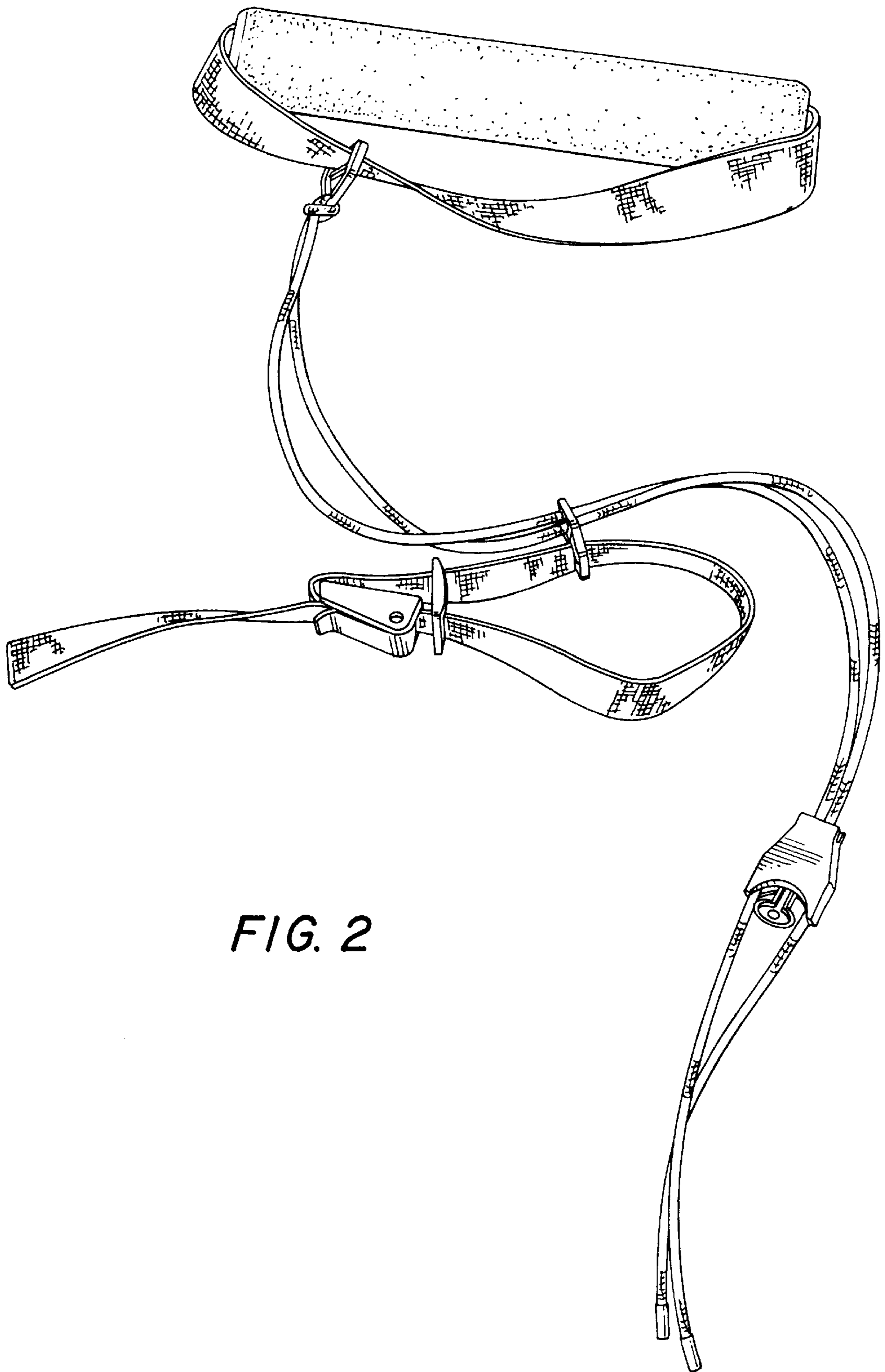


FIG. 1





*FIG. 2*

*FIG. 3*

