



US00D489417S

(12) **United States Design Patent**
Muñoz et al.

(10) **Patent No.:** **US D489,417 S**

(45) **Date of Patent:** **** May 4, 2004**

(54) **SLOT MACHINE**

6,471,589 B1 * 10/2002 Nagano 463/20
D467,284 S * 12/2002 Yamanaka D21/370
D473,899 S * 4/2003 Munoz et al. D21/370

(75) Inventors: **Jesus Franco Muñoz**, Madrid (ES);
Joaquín Franco Muñoz, Madrid (ES)

FOREIGN PATENT DOCUMENTS

(73) Assignee: **Proindumar, S.L.**, Madrid (ES)

DE M9409371 * 5/1994

(**) Term: **14 Years**

* cited by examiner

(21) Appl. No.: **29/166,356**

Primary Examiner—Sandra L. Morris

(22) Filed: **Aug. 27, 2002**

(74) *Attorney, Agent, or Firm*—Greenblum & Bernstein,
P.L.C.

(30) **Foreign Application Priority Data**

(57) **CLAIM**

Aug. 13, 2002 (ES) 154856

We claim the ornamental design for a slot machine, as shown and described.

(51) **LOC (7) Cl.** **21-03**

DESCRIPTION

(52) **U.S. Cl.** **D21/370**

(58) **Field of Search** D21/325, 329,
D21/369–371, 374, 385; 273/138.1; 463/16–17,
20, 46–47

FIG. 1 is a perspective front view of the slot machine;
FIG. 2 shows a right side view of the slot machine of FIG. 1;
FIG. 3 shows a front side view of the slot machine of FIG. 1;
FIG. 4 shows a top view of the slot machine of FIG. 1;
FIG. 5 shows a bottom view of the slot machine of FIG. 1;
FIG. 6 shows a left side view of the slot machine of FIG. 1;
and,
FIG. 7 shows a rear side view of the slot machine of FIG. 1.

(56) **References Cited**

U.S. PATENT DOCUMENTS

D275,117 S * 8/1984 Heywood D21/370
D307,771 S * 5/1990 Cesaroni et al. D21/370
D371,168 S * 6/1996 Takemoto et al. D21/370
D378,604 S * 3/1997 Brettschneider D21/370
D419,201 S * 1/2000 de Haas D21/370
6,186,894 B1 * 2/2001 Mayeroff 463/20

1 Claim, 7 Drawing Sheets






FIG. 1

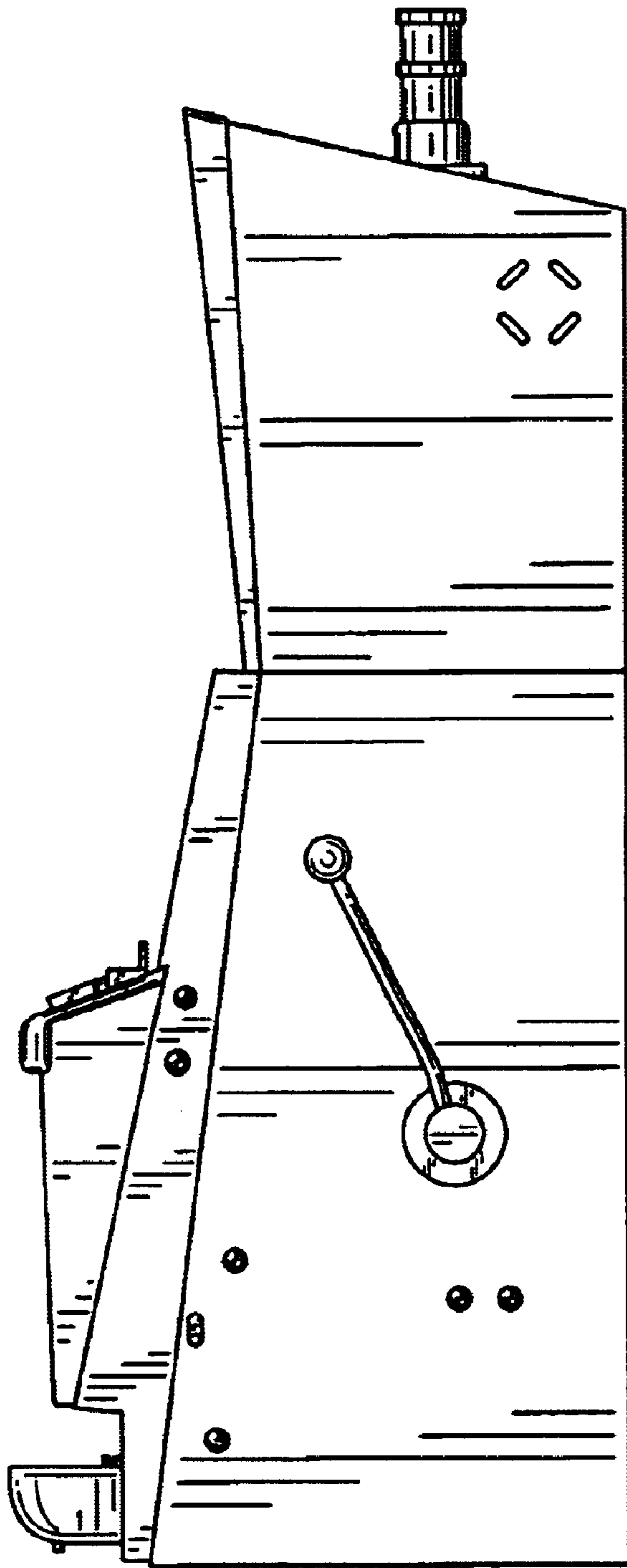


FIG. 2




FIG. 3

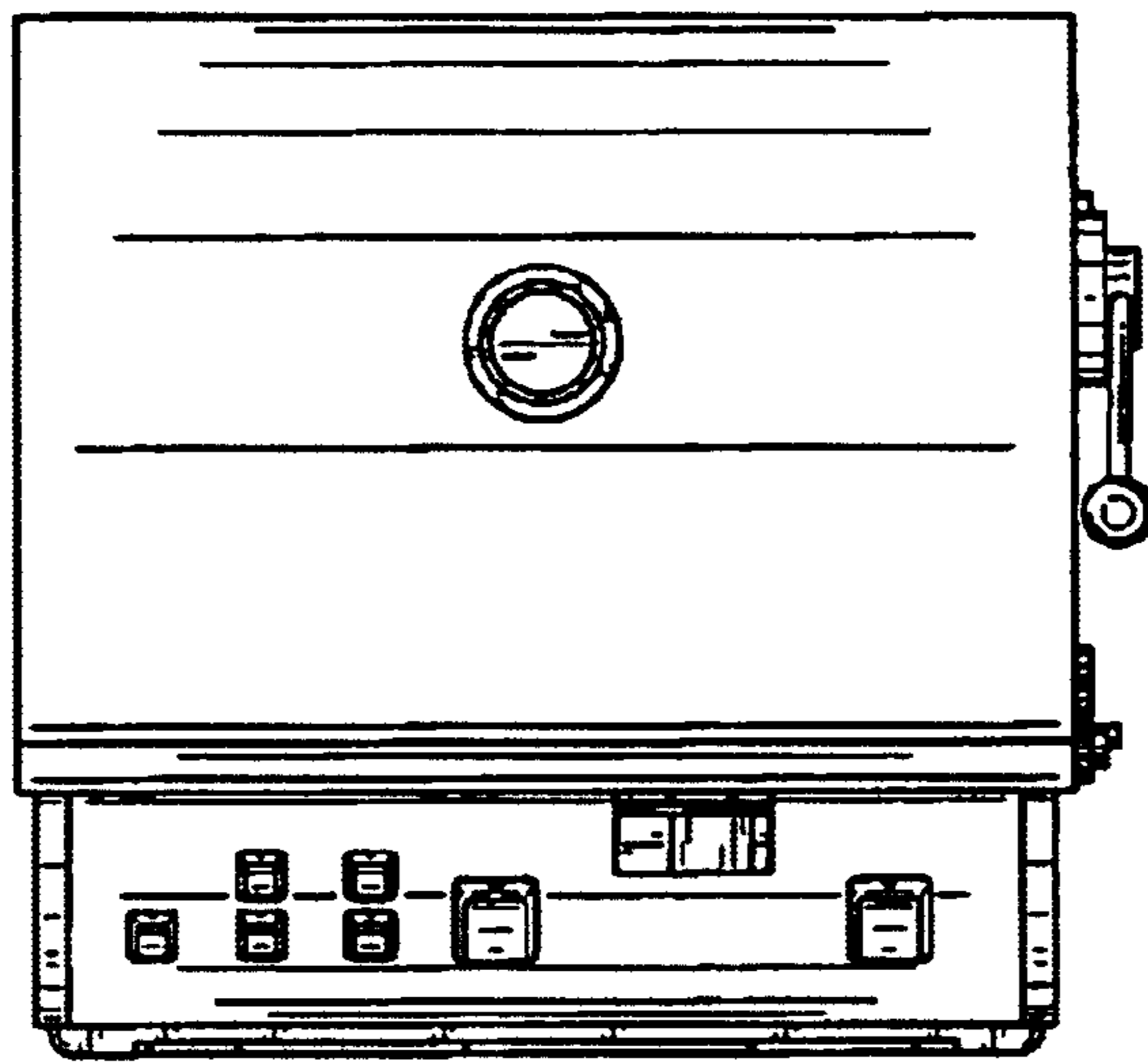


FIG. 4

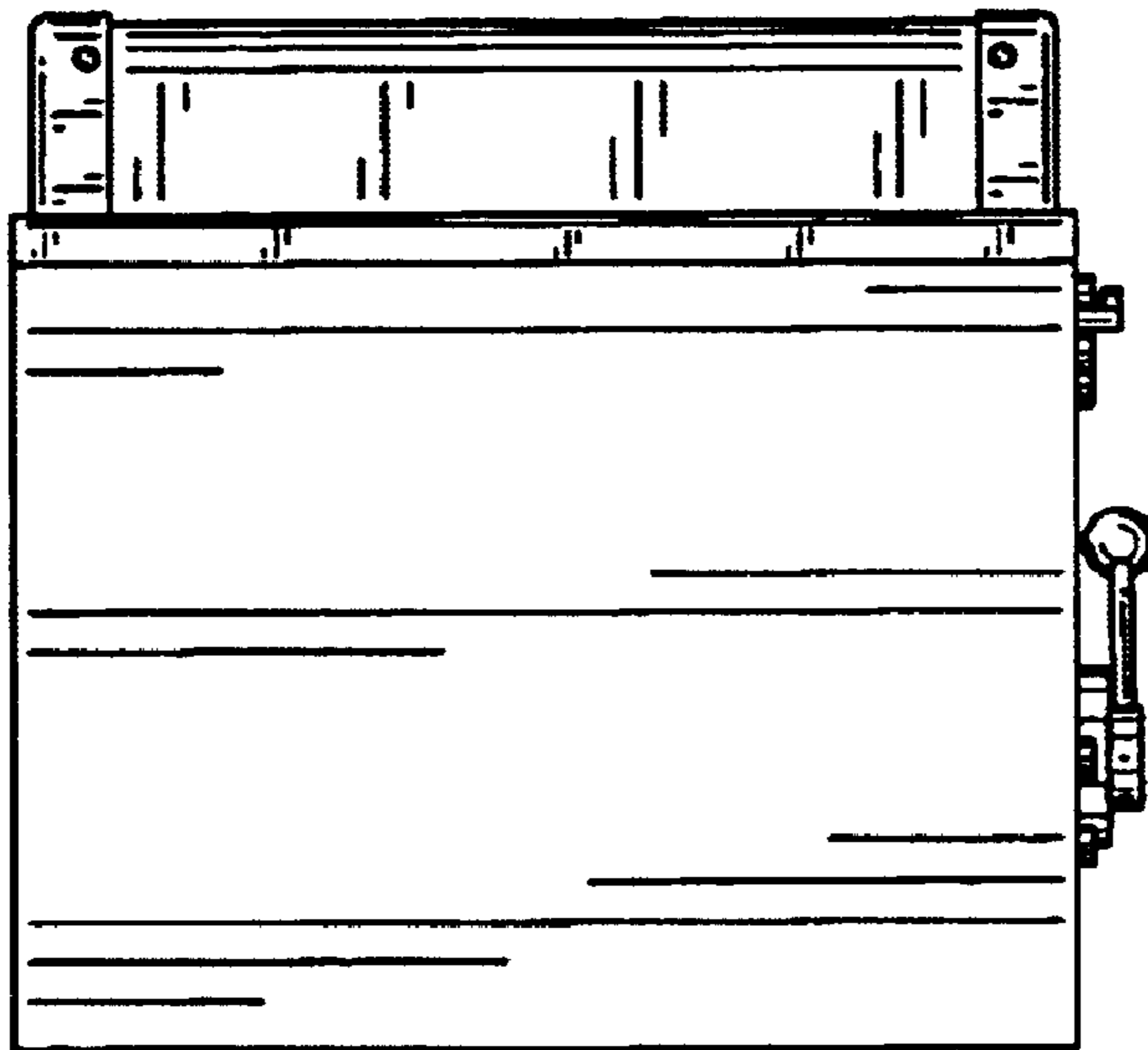


FIG. 5

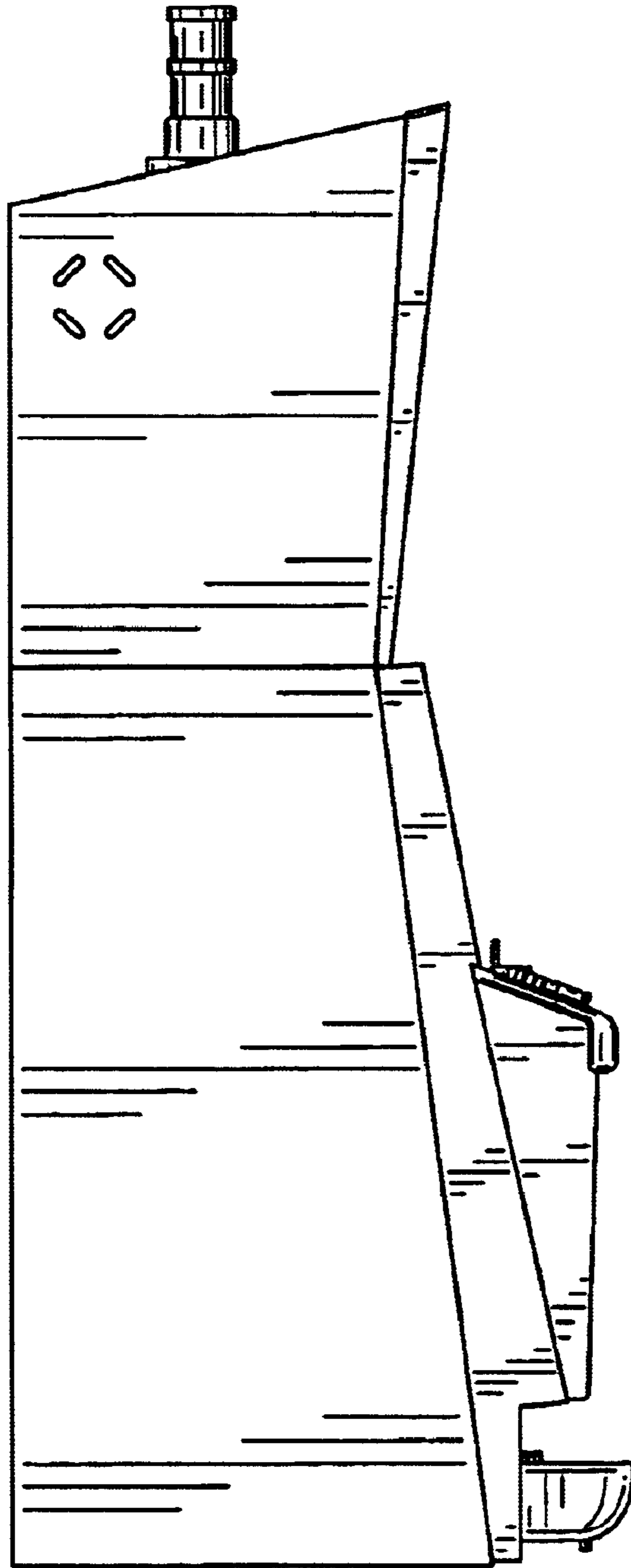


FIG. 6

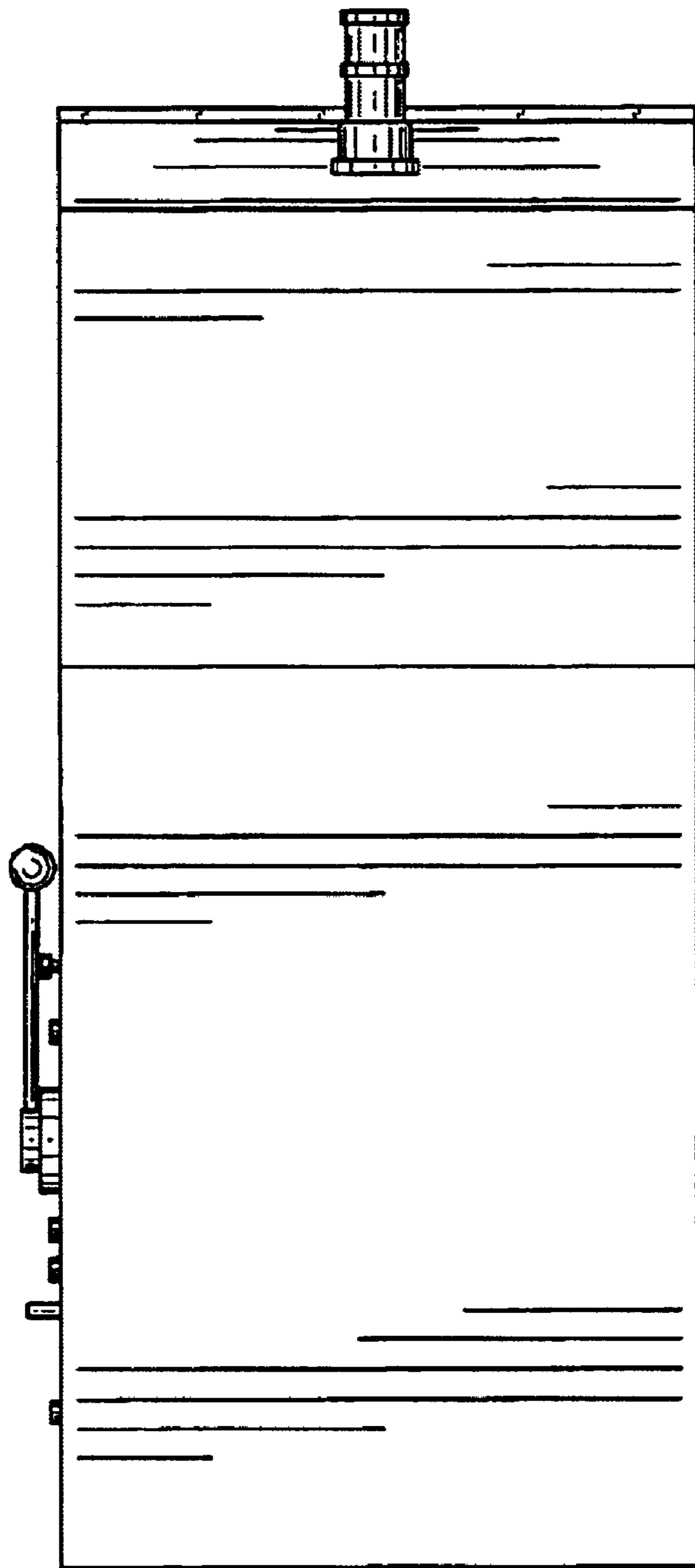


FIG. 7