



US00D489414S

(12) **United States Design Patent**
Crumrine

(10) **Patent No.:** **US D489,414 S**

(45) **Date of Patent:** **** May 4, 2004**

(54) **DISPLAY BOARD**

D459,756 S * 7/2002 Lio et al. D19/52

(76) Inventor: **Lucy Crumrine**, 1550 Circle Dr., San Marino, CA (US) 91108

* cited by examiner

(**) Term: **14 Years**

Primary Examiner—Robert M. Spear
(74) *Attorney, Agent, or Firm*—Christie, Parker & Hale, LLP

(21) Appl. No.: **29/177,188**

(57) **CLAIM**

(22) Filed: **Mar. 5, 2003**

The ornamental design for a display board, as shown and described.

(51) **LOC (7) Cl.** **20-02**

(52) **U.S. Cl.** **D20/42**

(58) **Field of Search** D19/52; D20/10, D20/13, 17, 39, 41, 42, 43, 99; 40/124.01, 209, 584, 606.01, 617; 434/408, 415

DESCRIPTION

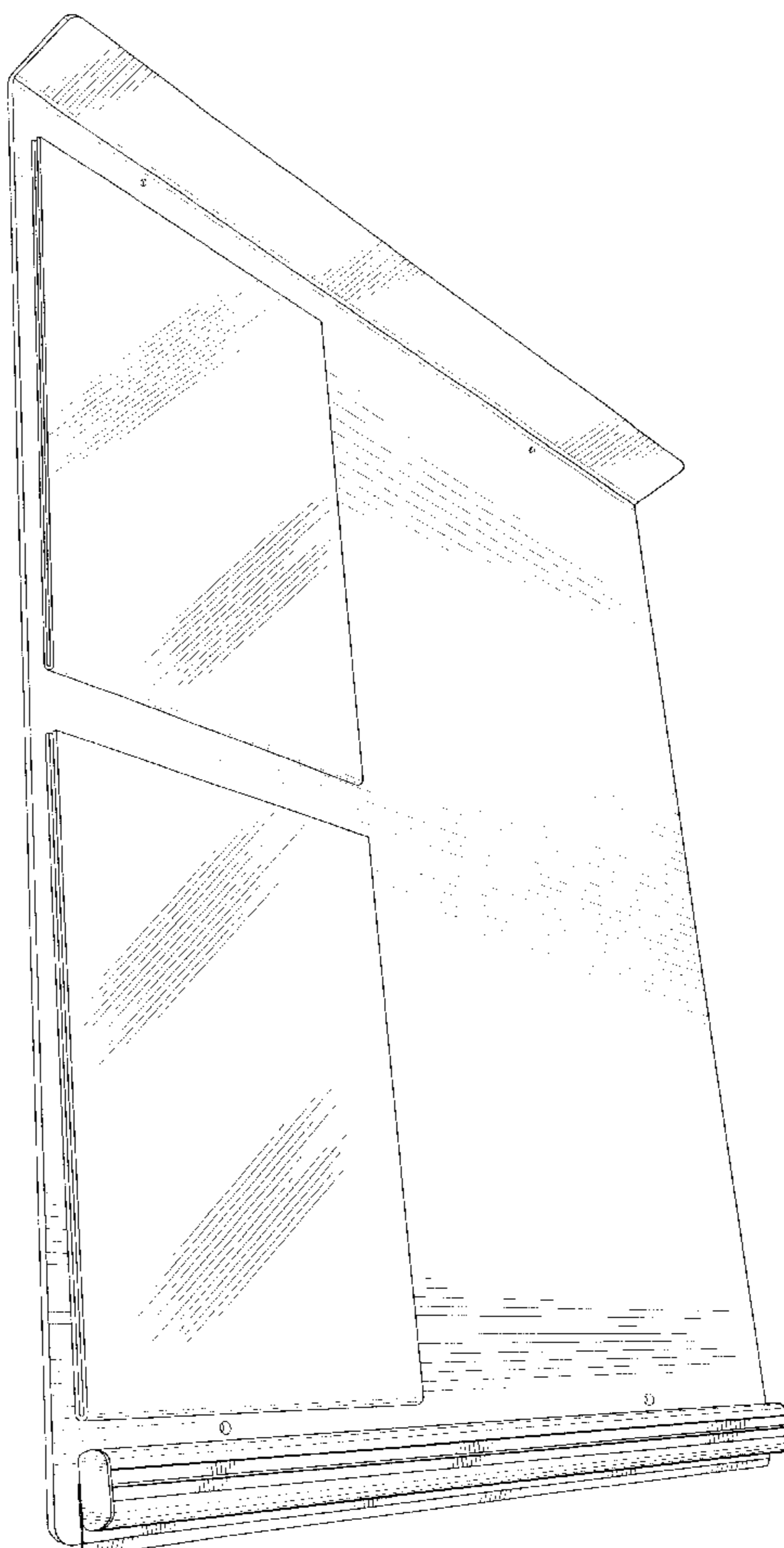
(56) **References Cited**

U.S. PATENT DOCUMENTS

D27,461 S	*	8/1897	McConnellogue	D19/52
D288,101 S	*	2/1987	Rohrer, III	D20/10
5,176,522 A	*	1/1993	Robertson	434/415
D417,701 S	*	12/1999	Jack	D19/52
D421,234 S	*	2/2000	Hall et al.	D20/42
D422,643 S	*	4/2000	Goslin et al.	D20/43
6,139,331 A	*	10/2000	Owen	434/408
D435,593 S	*	12/2000	Hellwig et al.	D19/52

FIG. 1 is a perspective view of the display board of the present invention;
FIG. 2 is a front elevation view of the display board of the present invention;
FIG. 3 is a side elevation view of the display board of the present invention;
FIG. 4 is a top view of the display board of the present invention;
FIG. 5 is a bottom view of the display board of the present invention; and,
FIG. 6 is a rear elevation view of the display board of the present invention.

1 Claim, 5 Drawing Sheets



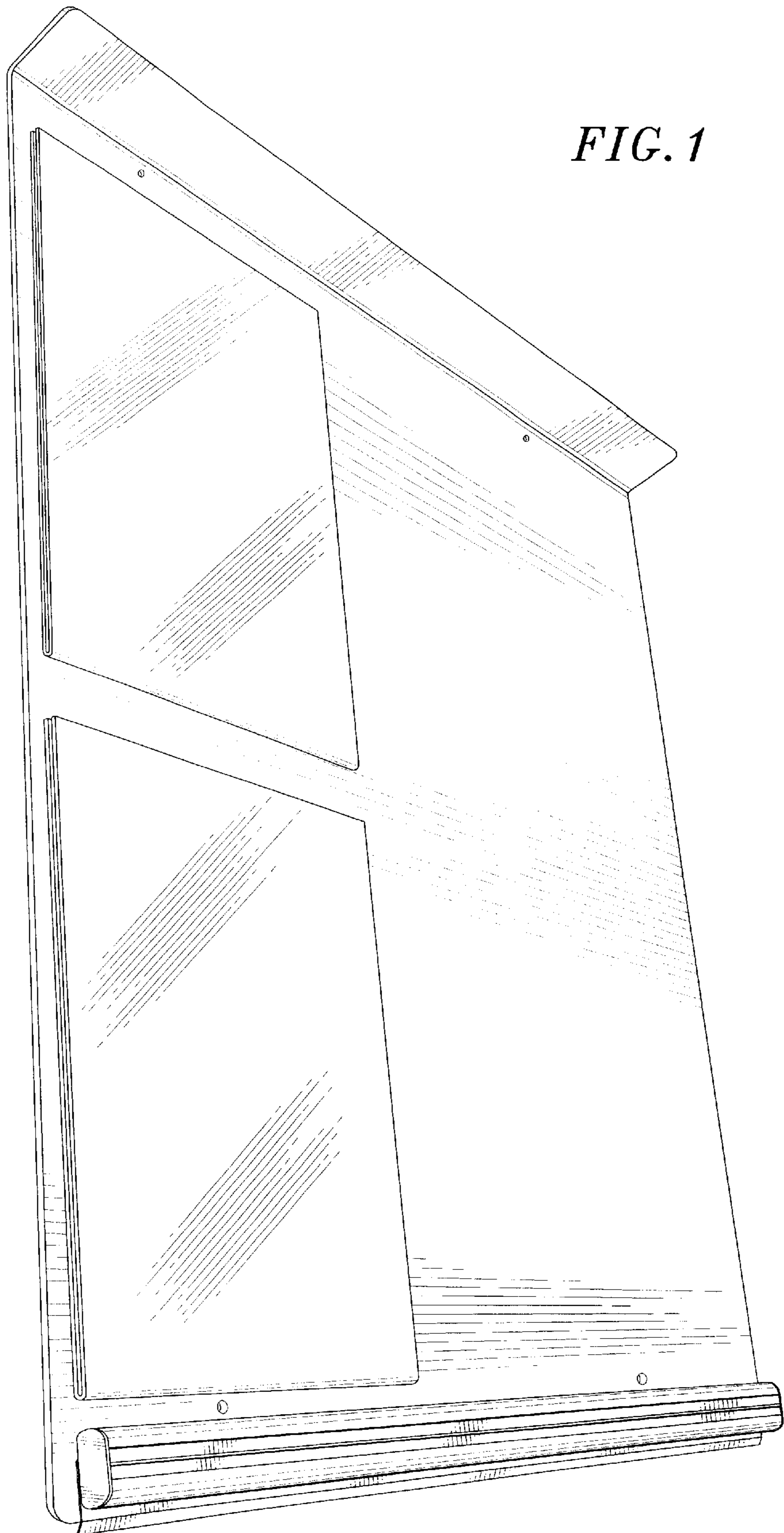


FIG. 1

FIG. 2




FIG. 3

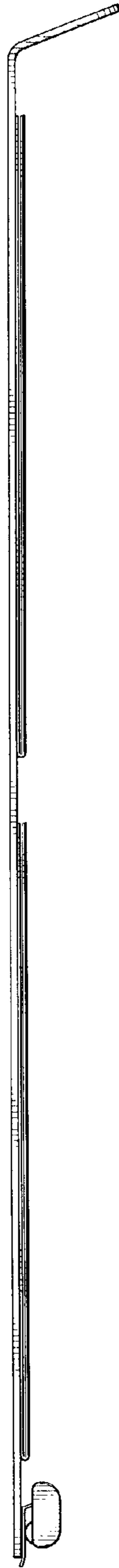


FIG. 4

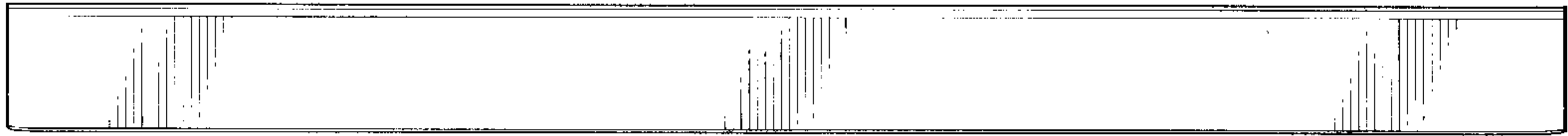


FIG. 5




FIG. 6

