



US00D489408S

(12) **United States Design Patent**
Qiu

(10) **Patent No.:** **US D489,408 S**

(45) **Date of Patent:** **** May 4, 2004**

(54) **PEN**
(75) **Inventor:** **Zhiming Qiu**, Ningbo (CN)
(73) **Assignee:** **Ningbo Beifa Group Co., Ltd.**, Ningbo (CN)
(**) **Term:** **14 Years**

D218,862 S * 9/1970 Sherman D19/51 X
D306,317 S * 2/1990 Petterson D19/56
D441,018 S * 4/2001 Droege D19/51
D446,547 S * 8/2001 Nagel D19/56
D452,274 S * 12/2001 Keda D19/51
D457,187 S * 5/2002 Mittersinker et al. D19/51
D460,112 S * 7/2002 Keda D19/51

* cited by examiner

(21) **Appl. No.:** **29/187,374**
(22) **Filed:** **Jul. 30, 2003**

Primary Examiner—Martie K. Holtje
(74) *Attorney, Agent, or Firm*—Christensen O'Connor Johnson Kindness PLLC

(30) **Foreign Application Priority Data**

Mar. 17, 2003 (CN) 03 3 04774

(57) **CLAIM**

The ornamental design for a pen, as shown and described.

(51) **LOC (7) Cl.** **19-06**
(52) **U.S. Cl.** **D19/51; D19/55; D19/56**
(58) **Field of Search** D19/35, 36, 41-51, D19/53-58, 81-85; 401/6, 7, 88, 99-101, 103-106, 107-110, 111-117, 209; 24/10 R, 11 PP, 11 R, 11 F

DESCRIPTION

FIG. 1 is a front left perspective view of a pen showing my new design;
FIG. 2 is a rear right perspective view thereof;
FIG. 3 is a front elevational view thereof;
FIG. 4 is a bottom plan view thereof;
FIG. 5 is a left elevational view thereof;
FIG. 6 is a rear elevational view thereof;
FIG. 7 is a top plan view thereof; and,
FIG. 8 is a right elevational view thereof.

(56) **References Cited**

U.S. PATENT DOCUMENTS

D110,810 S * 8/1938 Kahn D19/51
D191,078 S * 8/1961 Lovejoy D19/51
D191,341 S * 9/1961 Fuchs D19/55

1 Claim, 3 Drawing Sheets

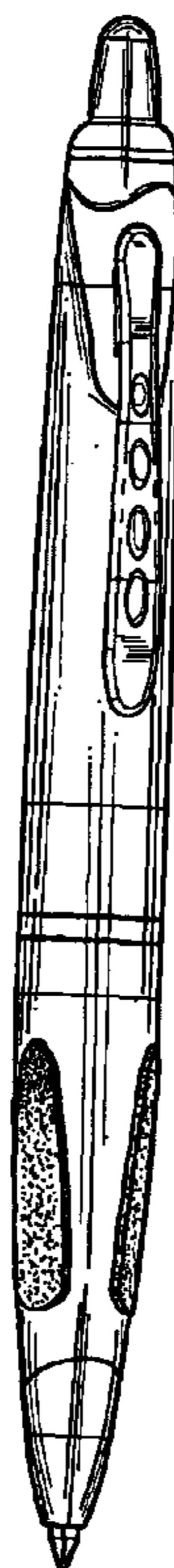


Fig. 1.

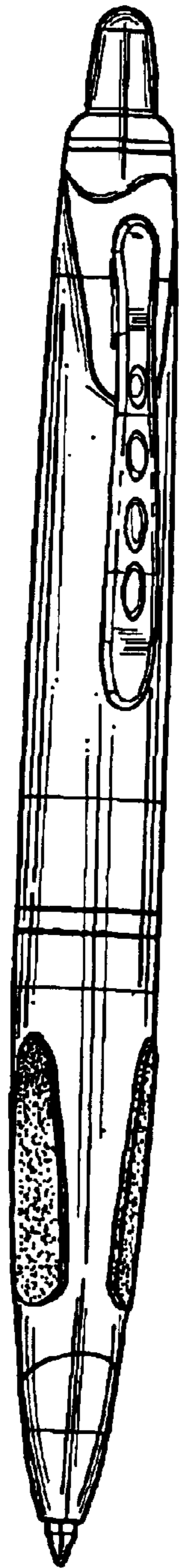


Fig. 2.



Fig. 3.

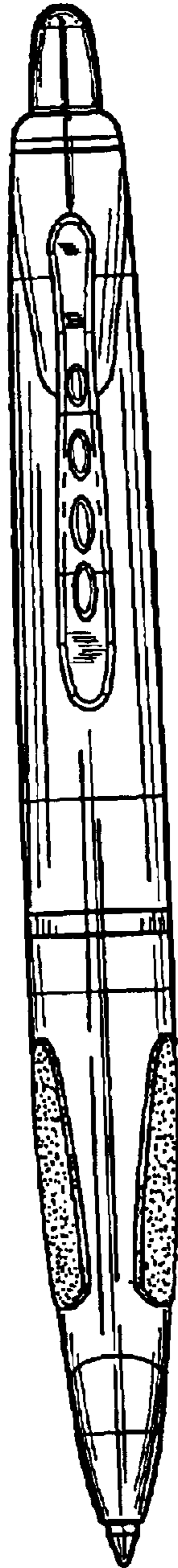


Fig. 4.

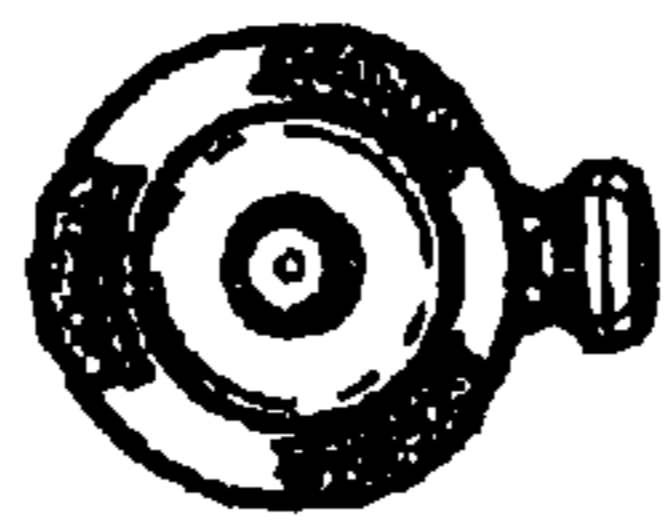


Fig. 5.

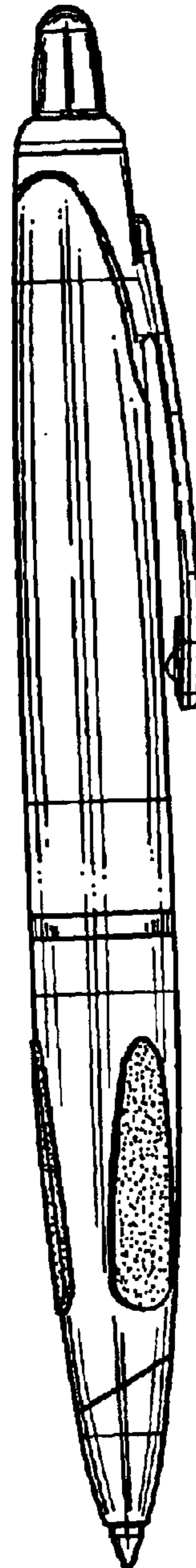


Fig. 6.

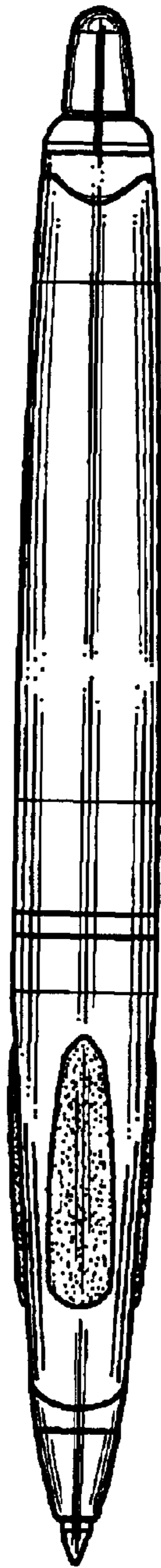


Fig. 7.




Fig. 8.

