



US00D489404S

(12) **United States Design Patent**
Nakazawa

(10) **Patent No.:** **US D489,404 S**

(45) **Date of Patent:** **** May 4, 2004**

(54) **BALL POINT PEN**

(75) Inventor: **Hidekazu Nakazawa, Tokyo (JP)**

(73) Assignee: **Pentel Kabushiki Kaisha, Tokyo (JP)**

(**) Term: **14 Years**

(21) Appl. No.: **29/178,614**

(22) Filed: **Mar. 28, 2003**

(30) **Foreign Application Priority Data**

Nov. 27, 2002 (JP) 2002-032821

(51) **LOC (7) Cl.** **19-06**

(52) **U.S. Cl.** **D19/43; D19/55; D19/57;**
D19/49

(58) **Field of Search** **D19/35, 36, 41-51,**
D19/53-58, 81-85; 401/6, 7, 88, 98, 99-102,
103-106, 107-117, 202, 209, 213, 243-247,
262

(56) **References Cited**

U.S. PATENT DOCUMENTS

D359,757 S * 6/1995 Inami et al. D19/51
D404,426 S * 1/1999 Takanashi D19/43
D410,952 S * 6/1999 Hadtke et al. D19/47
5,988,909 A * 11/1999 Luke, Jr. et al. 401/6

D421,625 S * 3/2000 Oka D19/49
D444,499 S * 7/2001 Nakazawa D19/49
D452,526 S * 12/2001 Nishida D19/43
D452,878 S * 1/2002 Candelora et al. D19/43
D456,040 S * 4/2002 Moon D19/43
D463,821 S * 10/2002 Nishida D19/47
D475,741 S * 6/2003 Cetera D19/51

* cited by examiner

Primary Examiner—Martie K. Holtje

(74) *Attorney, Agent, or Firm*—Adams & Wilks

(57) **CLAIM**

The ornamental design for a ball point pen, as shown and described.

DESCRIPTION

FIG. 1 is a perspective view of a ball point pen showing my new design;

FIG. 2 is a front elevational view thereof;

FIG. 3 is a left side elevational view thereof;

FIG. 4 is a rear elevational view thereof;

FIG. 5 is a top plan view thereof;

FIG. 6 is a bottom plan view thereof; and,

FIG. 7 is an explanatory right side elevational view thereof showing the state of use.

1 Claim, 2 Drawing Sheets

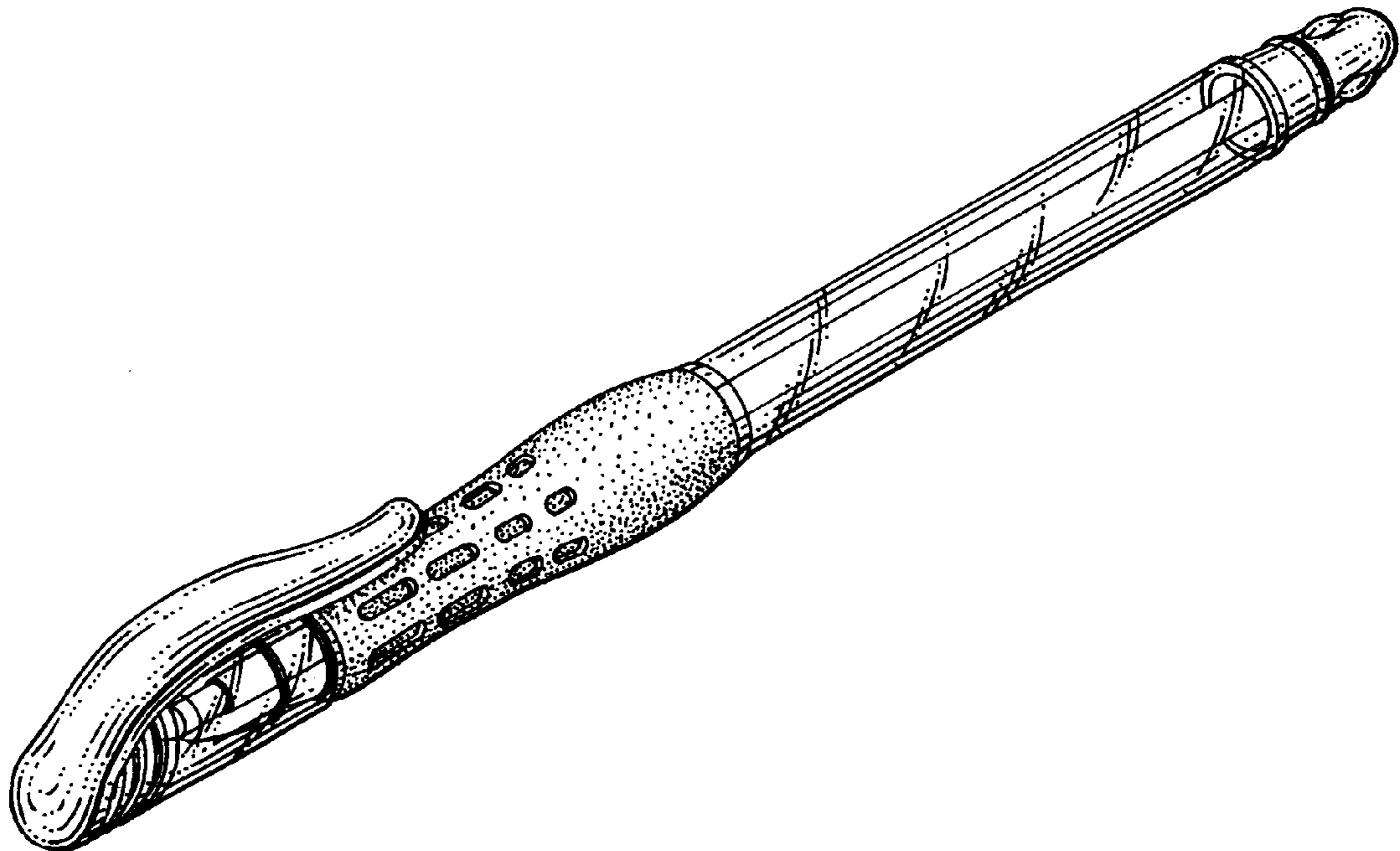


FIG. 1

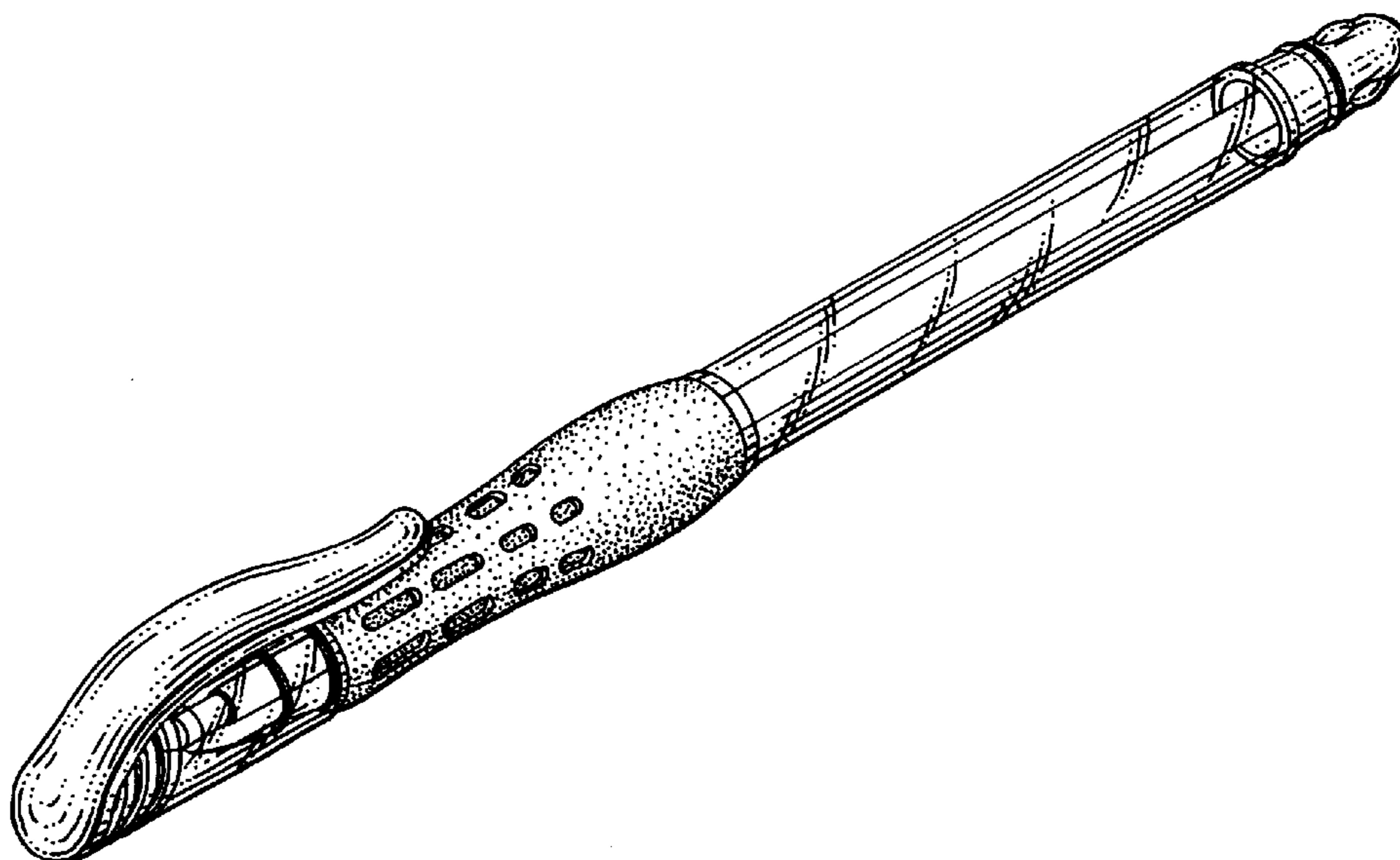


FIG. 2

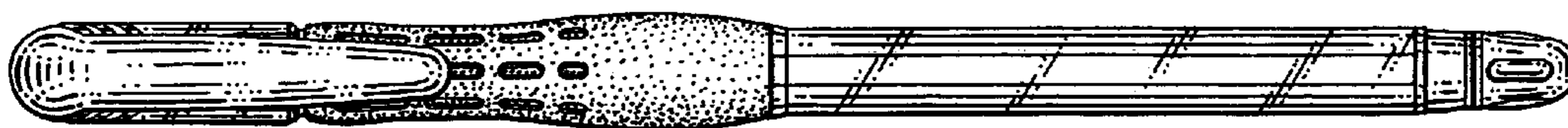


FIG. 3

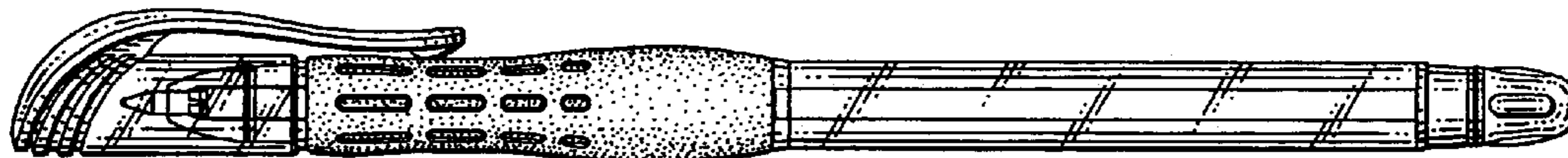


FIG. 4

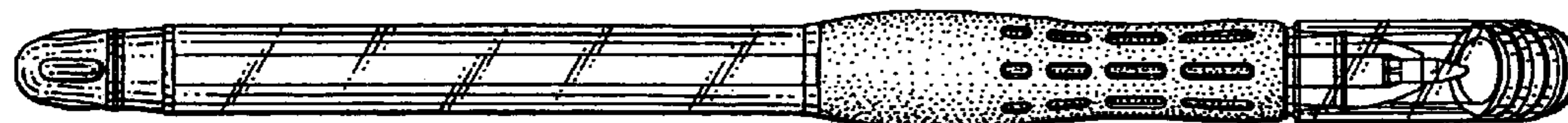


FIG. 5

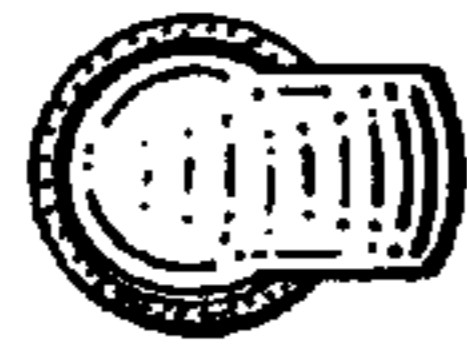


FIG. 6

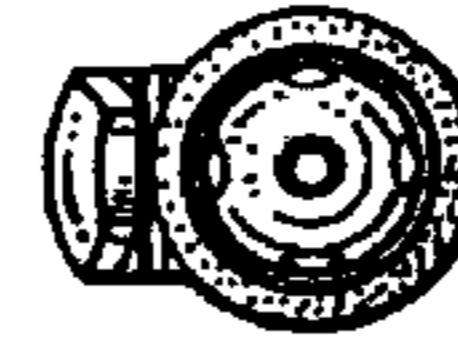


FIG. 7

