



US00D489403S

(12) **United States Design Patent**
Lin

(10) **Patent No.:** **US D489,403 S**

(45) **Date of Patent:** **** May 4, 2004**

(54) **FLUORESCENT MARKER**

(75) **Inventor:** **Nien-Chun Lin**, Taipei (TW)

(73) **Assignee:** **Lonex Technology Co., Ltd.**, Taipei
Hsien (TW)

(**) **Term:** **14 Years**

(21) **Appl. No.:** **29/170,329**

(22) **Filed:** **Nov. 5, 2002**

(51) **LOC (7) Cl.** **19-06**

(52) **U.S. Cl.** **D19/43; D19/49; D19/56**

(58) **Field of Search** D19/35, 36, 41-43,
D19/44-51, 53-58, 81-85; 401/6, 7, 88,
98, 196, 198, 202, 213, 243-247, 261,
262

(56) **References Cited**

U.S. PATENT DOCUMENTS

D223,688 S * 5/1972 Schaur et al. D19/49
D295,537 S * 5/1988 Davidson et al. D19/43

D299,470 S * 1/1989 Möck D19/43
D308,075 S * 5/1990 Yazaki D19/43
D441,398 S * 5/2001 Owen et al. D19/49
D471,587 S * 3/2003 Hautzinger D19/50 X

* cited by examiner

Primary Examiner—Martie K. Holtje

(74) *Attorney, Agent, or Firm*—Bacon & Thomas, PLLC

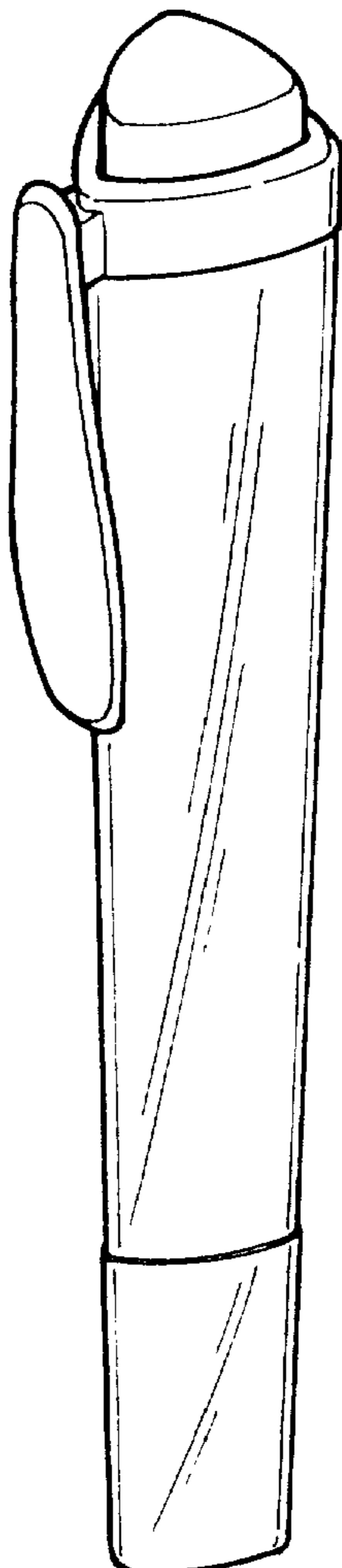
(57) **CLAIM**

The ornamental design for a fluorescent marker, as shown and described.

DESCRIPTION

FIG. 1 is a right side perspective view of a fluorescent marker showing my new design;
FIG. 2 is a front view thereof;
FIG. 3 is a rear view thereof;
FIG. 4 is a left side view thereof;
FIG. 5 is a right side view thereof;
FIG. 6 is a top view thereof; and,
FIG. 7 is a bottom view thereof.

1 Claim, 4 Drawing Sheets



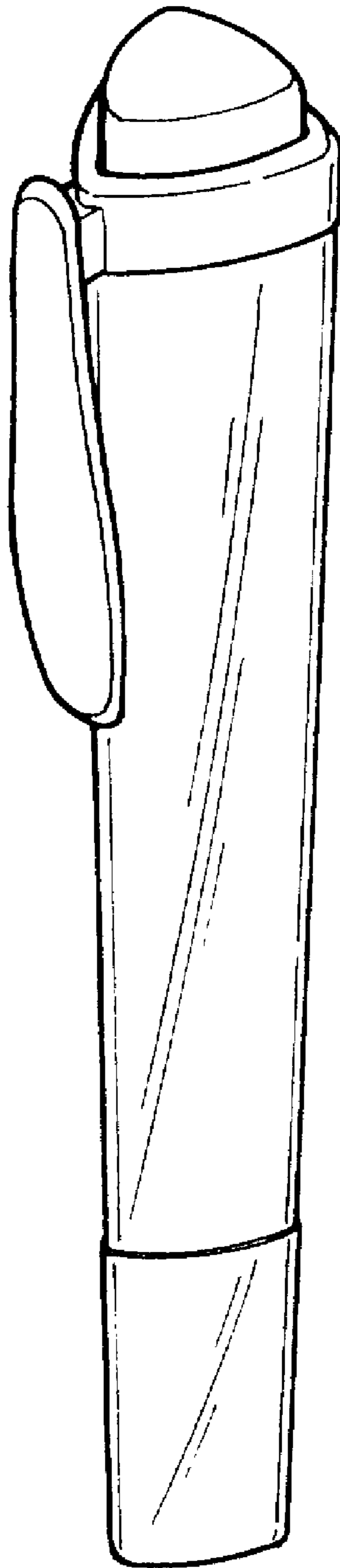


FIG. 1

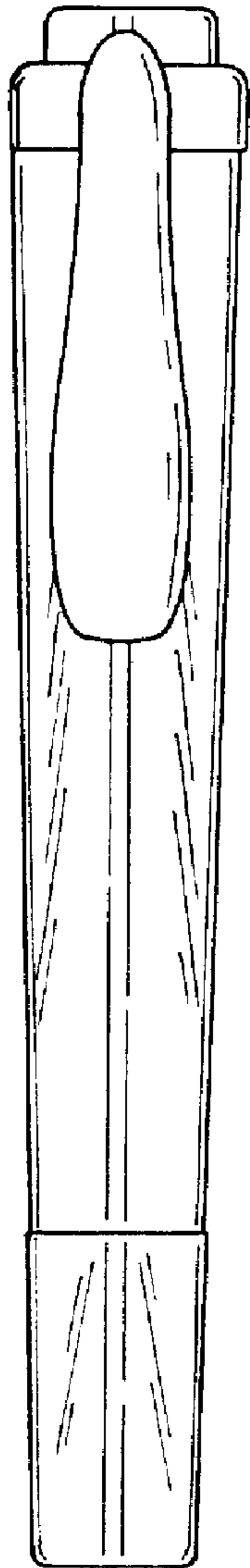


FIG. 2

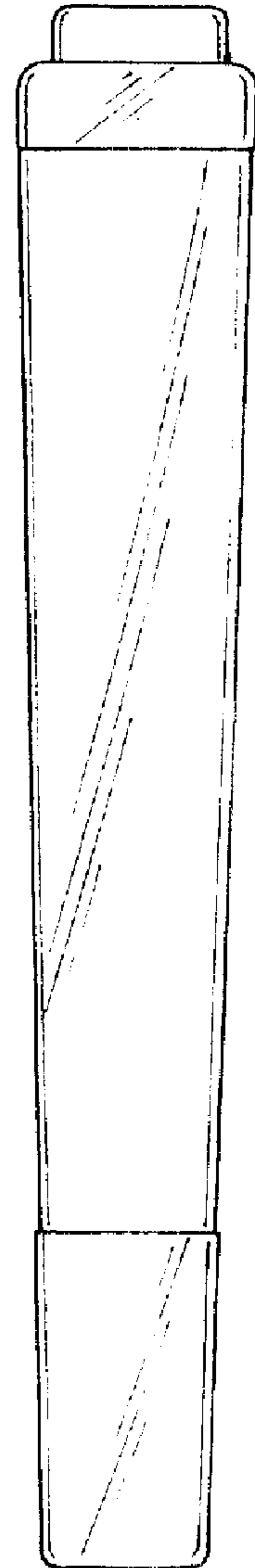


FIG. 3

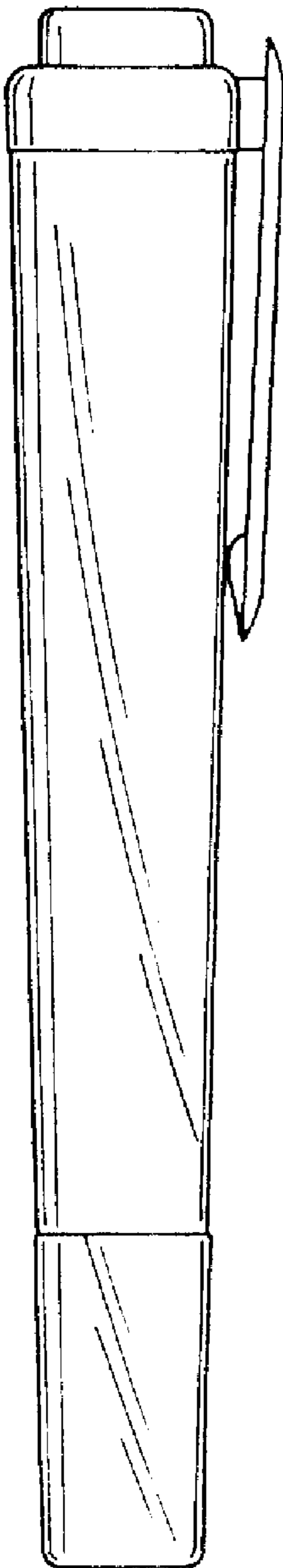


FIG. 4

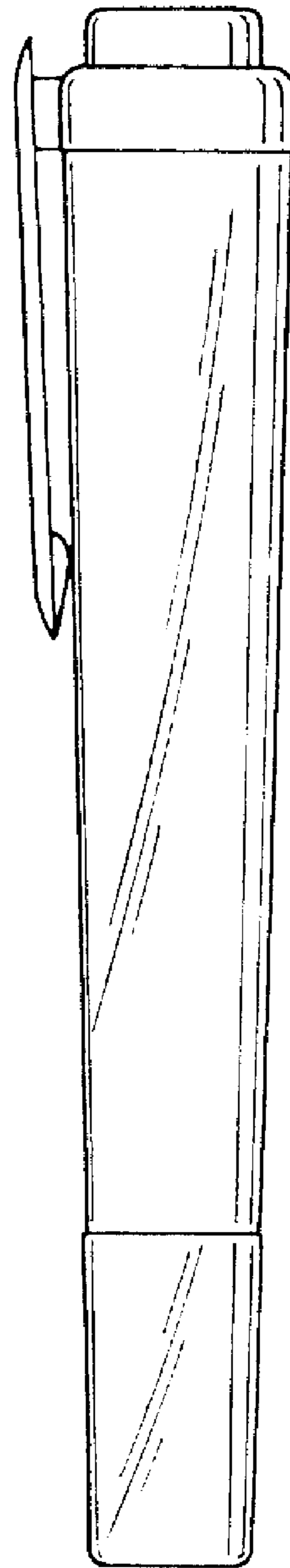


FIG. 5




FIG. 6



FIG. 7